

382
In 2a
1912/13 sup

Forty-seventh Issue

ANNUAL STATEMENT
OF THE
SEA-BORNE TRADE AND NAVIGATION
OF
BRITISH INDIA
WITH THE
BRITISH EMPIRE AND FOREIGN COUNTRIES

In the Year ending March 31, 1913, and the four preceding years, to which are appended the Accounts of the Trade of Aden and of the French and Portuguese Possessions in India

SUPPLEMENTARY VOLUME DEALING WITH THE TRADE AND NAVIGATION OF ADEN DURING THE YEAR 1912-13.

THE LIBRARY OF THE
NOV 18 1943
UNIVERSITY OF MUMBAI



CALCUTTA
SUPERINTENDENT GOVERNMENT PRINTING, INDIA
1914

Dup. U. of Ca.
La Be

Forty-seventh Issue

ANNUAL STATEMENT
OF THE
SEA-BORNE TRADE AND NAVIGATION
OF
BRITISH INDIA
WITH THE
BRITISH EMPIRE AND FOREIGN COUNTRIES

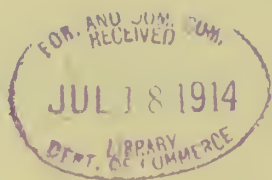
In the Year ending March 31, 1913, and the four preceding years, to which
are appended the Accounts of the Trade of Aden and of the
French and Portuguese Possessions in India

**SUPPLEMENTARY VOLUME DEALING WITH THE TRADE AND NAVIGATION
OF ADEN DURING THE YEAR 1912-13**



THE LIBRARY OF THE
NOV 18 1943
UNIVERSITY OF TORONTO

CALCUTTA
SUPERINTENDENT GOVERNMENT PRINTING, INDIA
1914



HF239
A2

9382


I, 22

1912/13

5-3

NOTE

The Accounts of the Trade and Navigation of Aden have since the year 1908-09 been incorporated in Volume II of the Annual Statement of the Sea-borne Trade and Navigation of British India with the British Empire and Foreign countries. But as the latter compilation for the years 1911-12 and 1912-13 has been recast and set up in foolscap form and as similar revision could not be carried out in the Aden Accounts, it is found expedient to issue them as Supplement to the Annual Statement mentioned above. They will, however, be brought into line at the time of the next issue, and they will again be incorporated in Volume II of the Annual Statement as before.



SUPPLEMENT

CONTENTS

	No of Table	Page
TRADE AND NAVIGATION OF ADEN		
SEA-BORNE TRADE		
I. ABSTRACT TABLES FOR OFFICIAL YEARS 1908-09 TO 1912-13—		
Imports and Exports—Merchandise and Treasure—Seaborne Trade with Foreign Countries and with India Total value	1	1
Imports and Exports—Government Stores and Treasure—From and to Foreign Countries and India Total value	2	1
Imports—Merchandise and Treasure—From each Foreign Country and Ports in India Total value	3	2
Exports—Merchandise and Treasure—To each Country and Ports in India Total value	4	4
Imports—Principal and other Articles of Merchandise—From Foreign Countries and Ports in India Quantity and value	5	6
Exports—Principal and other Articles of Merchandise—To Foreign Countries and Ports in India Quantity and value	6	20
II. DETAILED STATEMENT OF IMPORTS—		
Principal and other Articles of Merchandise (1908-09 to 1912-13)	7	30
III. DETAILED STATEMENT OF EXPORTS—		
Principal and other Articles of Merchandise (1908-09 to 1912-13)	8	123
INLAND TRADE.		
Imports—Articles of Merchandise and Treasure—From the interior of Arabia—value, 1912-13	9	193
Exports—Articles of Merchandise and Treasure—To the interior of Arabia—Quantity and value—1912-13	10	195
NAVIGATION.		
Shipping with each country—Entered—Total Number and Tonnage of vessels—British, British Indian and Foreign—1908-09 to 1912-13	11	199
“ “ Cleared—Total Number and Tonnage of vessels—British, British Indian and Foreign—1908-09 to 1912-13	12	201
Nationality of Vessels—Entered and cleared—Total Number and Tonnage of Vessels of each Nation—1908-09 to 1912-13	13	204
Nationality of country Crafts—Entered and cleared—Total Number and Tonnage of Country Crafts of each Nation—1908-09 to 1912-13	14	206
Cargo—		
Import Transhipment—1912-13	15	210
Export Transhipment—1912-13	16	214

No. 1.

Value (in Pounds) of the Sea-borne Trade of Aden with Foreign Countries and with India, exclusive of Government Stores and Treasure, in each official year from 1908-09 to 1912-13.

				1908-09.	1909-10.	1910-11.	1911-12.	1912-13.
				£	£	£	£	£
IMPORTS	...	{	Merchandise	2,805,262	2,956,054	3,106,131	3,296,658	3,970,884
			Treasure	475,124	518,112	438,424	814,601	410,236
			TOTAL	3,280,386	3,474,166	3,544,555	4,111,259	4,381,120
EXPORTS	...	{	Merchandise	2,580,774	2,621,781	2,671,480	2,938,327	3,560,542
			Treasure	496,342	537,031	518,304	809,227	790,288
			TOTAL	3,077,116	3,158,812	3,189,784	3,747,554	4,350,830
GRAND TOTAL IMPORTS AND EXPORTS ...				6,357,502	6,632,978	6,734,339	7,858,813	8731,950

No. 2.

Value (in Pounds) of the Total Imports and Exports of Government Stores and Treasure from and to Foreign and Indian Ports, in each official year from 1908-09 to 1912-13.

				1908-09.	1909-10.	1910-11.	1911-12.	1912-13.
				£	£	£	£	£
IMPORTS	...	{	Stores	15,416	18,384	37,640	26,014	41,744
			Treasure	3,871	860	3,287	280	14,867
			TOTAL	19,287	19,244	40,927	26,294	56,611
EXPORTS	...	{	Stores	3,099	6,708	27,213	10,969	12,306
			Treasure	7,481	9,989	2,381	317	198
			TOTAL	10,580	16,697	29,594	11,286	12,504
GRAND TOTAL IMPORTS AND EXPORTS ...				29,867	35,941	70,521	37,580	69,115

TRADE WITH COUNTRIES.

1908-09 TO 1912-13.

No.

Value (in Pounds) of the Imports of Merchandise and Treasure (excluding Government Stores and 1912-13 into the

COUNTRIES.	1908-1909.			1909-1910.			Merchandise.
	Merchandise.	Treasure.	Total.	Merchandise.	Treasure.	Total.	
	£	£	£	£	£	£	£
EUROPE—							
United Kingdom	339,436	1,833	341,269	342,528	10,000	352,528	330,465
Austria	79,183	213,167	292,350	73,094	294,675	367,769	159,605
France	14,426	14,426	16,206	16,206	16,838
Germany	15,258	94	15,352	15,689	15,689	13,368
Greece	1,763	1,763	4,838	4,838	3,337
Italy	81,172	81,172	70,114	70,114	113,776
Russia	2,194	2,194	4,932	4,932	1,710
Other Countries	12,928	12,928	36,063	21	36,084	49,404
AFRICA AND ADJACENT ISLANDS—							
*Suakin and Port Sudan	9,998	130	10,128	20,220
Egypt, including Suakin and Ports north of the latter	17,658	986	18,644	15,413	10,067	25,480	18,316
North Africa, including Morocco, Algeria, Tripoli and Tunis	64	64	13	13
Abyssinia—Mossawah	61,563	5,309	66,872	108,105	7,770	110,875	91,494
Jibouti and Obokh	299,556	27,473	327,029	458,434	12,934	471,368	416,019
Eastern Coast of Africa (comprising the Coast between Natal and Abyssinia)—							
Danakil Coast	13,327	68	13,395	20,671	625	21,296	23,155
Berbera, Bulhar, Zaila, Jibouti and Obokh†	199,948	12,090	212,038	231,037	9,145	240,242	239,798
Independent Somali Ports	63,642	378	64,020	57,864	81	57,945	68,982
Zanzibar and Territories of the Sultan, including Mombassa and Pemba,	18,155	1,255	19,410	32,988	2,197	35,185	22,312
East Africa (German Ports)	636	636	2,195	2,195	3,929
Mozambique—Portuguese East Africa	27
Other East African, including Italian Ports	44,038	100	44,138	69,004	788	69,792	77,317
Madagascar, including Comoro	9	9	25	44	69	4
Mauritius and Mahé, including Seychelles†	2,333	2,333	1,957	1,957	2,399
Seychelles	334	334	803	809	491
Natal	2	2
UNITED STATES	366,607	366,607	177,331	177,331	167,434
AUSTRALIA	113	113	378	378	173
ASIA—							
Arabia—							
Jeddah	6,189	72,268	78,457	3,984	41,275	45,259	7,996
Hodeida	169,106	41,551	210,657	172,116	81,720	253,836	159,793
Lohia	11,959	1,190	13,149	4,136	82	4,218	4,587
Gaizan	2,217	2,217	1,787	167	1,954	2,233
Mokha	78,086	6,589	84,675	77,203	7,287	84,490	51,274
Independent Arabian Gulf Ports	55,556	30,302	85,858	61,281	11,853	73,134	66,719
Maskat	9,620	1,833	11,453	3,779	437	4,216	6,441
Other Ports	8,657	294	8,951	3,966	87	4,053	3,914
Perim	658	650	1,308	623	1,000	1,623	794
Turkey in Asia	54,847	82	54,929	69,221	69,221	35,414
Persia	4,035	4,035	6,023	98	6,121	12,162
China (Hongkong)	14,433	14,433	11,605	11,605	16,890
Straits Settlements	28,563	28,563	23,979	23,979	34,128
Other Countries	17,775	17,775	13,800	13,800	26,546
TOTAL OF FOREIGN COUNTRIES	2,046,169	417,512	2,463,681	2,198,246	492,483	2,690,729	2,269,464
INDIA—							
Bombay	594,032	57,612	651,644	597,713	25,629	623,342	656,577
Karachi	41,652	41,652	36,918	36,918	41,339
Calcutta	119,488	119,488	115,268	115,268	124,783
Other Ports	3,921	3,921	7,910	7,910	13,968
TOTAL OF INDIAN PORTS	759,093	57,612	816,705	757,809	25,629	783,438	836,667
GRAND TOTAL OF IMPORTS	2,805,262	475,124	3,280,386	2,956,055	518,112	3,474,167	3,106,131

* Suakin and Port Sudan shown
† Jibouti and Seychelles shown

TRADE WITH COUNTRIES.
1908-09 to 1912-13.

3.

Treasure) from each Foreign Country and Ports in India, in each official year from 1908-09 to Port of Aden.

1910-1911.		1911-1912.			1912-1913.			COUNTRIES.
Treasure.	Total.	Merchandise.	Treasure.	Total.	Merchandise.	Treasure.	Total.	
£	£	£	£	£	£	£	£	
.....	330,465	402,031	881	402,912	402,382	402,382	EUROPE—
193,815	353,420	63,488	370,443	433,931	201,395	62,322	263,717	United Kingdom.
.....	16,838	19,534	19,534	24,392	24,392	Austria.
.....	13,368	13,419	13,419	16,429	16,429	France.
.....	3,937	4,779	4,779	7,745	7,745	Germany.
340	114,116	48,176	48,176	36,459	36,459	Greece.
.....	1,710	6,433	6,433	2,068	2,068	Italy.
.....	49,404	34,643	34,643	68,711	68,711	Russia.
.....	20,220	1,166	1,166	726	726	} Other Countries.
10,000	23,316	18,752	20,000	38,752	40,832	318	41,150	AFRICA AND ADJACENT ISLANDS—
.....	616	616	* Suakin and Port Sudan.
8,108	99,602	95,032	9,293	104,325	99,440	9,409	108,849	Egypt, including Suakin and Ports north
26,891	442,910	337,135	105,113	442,248	327,585	133,529	461,114	of the latter.
.....	North Africa, including Morocco, Algeria,
1,927	25,082	18,505	374	18,879	22,077	271	22,348	Tripoli and Tunis.
12,064	251,862	244,632	7,929	252,561	260,172	13,807	273,979	Abyssinia—Mosawah.
1,453	70,435	84,264	69	84,333	78,988	696	79,684	Jibouti and Obokh.
2,119	24,431	22,288	1,720	24,008	26,791	792	27,533	Eastern Coast of Africa (comprising the
.....	3,929	1,412	1,412	1,063	1,063	Coast between Natal and Abyssinia)—
.....	27	828	828	3,863	3,863	Danakil Coast.
.....	77,317	75,056	533	75,639	78,401	4,027	82,428	Berbera, Bulhar, Zaila, Jibouti and
.....	4	20	20	827	72	899	Obokh.†
.....	2,399	3,224	3,224	5,656	5,656	Independent Somali Ports.
.....	491	328	328	227	227	Zanzibar and Territories of the Sultan,
.....	25	25	3	3	including Mombassa and Pemba.
.....	167,434	355,878	355,878	486,724	486,724	East Africa (German Ports).
.....	173	220	220	1,741	145	1,886	Mozambique—Portuguese East Africa.
44,372	52,368	7,035	58,081	65,116	17,411	62,031	79,492	Other East African, including Italian
93,176	252,969	191,923	195,151	387,074	132,338	22,921	155,319	Ports.
176	4,763	8,748	21	8,769	2,501	2,501	Madagascar, including Comoro.
556	2,789	1,515	1,515	7,778	7,778	† Mauritius and Mahé, including Seychelles.
9,296	60,570	46,505	14,761	61,266	184,375	11,997	196,372	Seychelles.
12,342	79,061	89,420	12,544	101,964	96,979	24,883	121,862	Natal.
1,243	7,684	11,109	11,109	11,565	2,063	13,628	UNITED STATES.
33	3,947	18,628	134	18,762	2,554	2,554	AUSTRALIA.
.....	794	1,912	13,759	15,671	3,926	128	4,054	ASIA—
.....	35,414	38,811	454	39,265	69,138	69,138	Arabia—
.....	12,162	19,985	19,985	28,203	28,203	Jeddah.
.....	16,890	10,669	10,669	18,247	18,247	Hodeida.
.....	34,128	22,799	22,799	45,792	4	45,796	Lohia.
.....	26,546	23,418	23,418	29,012	29,012	Gaizan.
417,911	2,687,375	2,343,745	811,310	3,155,055	2,845,639	349,769	3,195,468	Mokha.
20,513	677,090	694,322	3,291	697,613	854,113	60,467	914,580	Independent Arabian Gulf Ports.
.....	41,339	39,066	39,066	53,184	53,184	Muskat.
.....	124,783	204,006	204,006	101,243	101,243	Other Ports.
.....	13,968	15,520	15,520	16,645	16,645	Perim.
20,513	857,180	952,914	3,291	956,205	1,125,185	60,467	1,185,652	Turkey in Asia.
438,424	3,514,555	3,296,659	814,601	4,111,260	3,970,684	410,236	4,381,120	Persia.
.....	China (Hongkong).
.....	Straits Settlements.
.....	Other Countries.
.....	TOTAL OF FOREIGN COUNTRIES.
.....	INDIA—
.....	Bombay.
.....	Karachi.
.....	Calcutta.
.....	Other Ports.
.....	TOTAL OF INDIAN PORTS.
.....	GRAND TOTAL OF IMPORTS.

separately from 1909-10,
separately from 1908-09.

TRADE WITH COUNTRIES.

1908-09 TO 1912-13.

No.

Value (in Pounds) of the Exports of Merchandise and Treasure (excluding Government Stores and 1912-13 from the

COUNTRIES.	1908-1909.			1909-1910.			Merchandise.
	Merchandise.	Treasure.	Total.	Merchandise.	Treasure.	Total.	
	£	£	£	£	£	£	£
EUROPE—							
United Kingdom	139,545	8,567	148,112	242,215	136	242,351	223,399
Austria	34,356	1,036	35,392	44,234	400	44,634	40,967
France	250,123	8,280	258,403	207,161	207,161	242,464
Germany	69,815	69,815	95,277	95,277	56,148
Holland	28,361	100	28,461	6,271	6,271	10,706
Italy	10,925	20,925	26,099	26,099	43,163
Other Countries	30,553	30,553	71,941	71,941	80,901
AFRICA AND ADJACENT ISLANDS—							
Suakin and Port Sudan	27,716	6,518	34,234	39,383
Egypt, including Suakin	101,028	14,670	115,698	52,840	52,840	65,836
North Africa (Morocco, Algeria, Tripoli, Tunis)	4,766	2,129	6,895	11
Abyssinia—Mossawah	114,486	46,267	160,753	107,949	77,902	185,851	128,656
Jibouti and Obokh	225,359	87,008	312,367	169,448	147,692	317,140	213,736
Eastern Coast of Africa (comprising the Coast between Natal and Abyssinia)—							
Danakil Coast	8,577	1,533	10,110	13,703	6,531	20,240	9,859
Berbera, Bulhar, Zaila, Jibouati and Obokh	197,597	27,751	225,348	199,011	36,015	235,026	178,853
Independent Somali Ports							
Zanzibar and Territories of the Sultan, including Mombassa and Pemba	51,702	33	51,735	49,538	49,538	68,088
.....	25,397	30,009	55,406	30,218	27,527	57,745	54,580
East Africa (German Ports)							
Mozambique—Portuguese East Africa	4,135	4,135	5,547	5,000	10,547	4,267
Other East African, including Italian Ports	636	636	440	440	1,805
.....	65,125	27,828	92,952	101,586	14,541	116,127	101,148
Madagascar, including Comoro							
Mauritius and Mâhé, including Seychelles	1,847	1,847	1,694	873	2,567	3,151
Réunion	2,523	2,523	2,947	2,947	2,461
Natal	3,194	3,194	3,277	3,277	5,036
Seychelles	64	64	81	81	125
.....	1,148	1,148	908	908	2,238
UNITED STATES							
Canada, &c.	409,530	409,530	481,764	481,764	403,828
.....	1,433	1,433	517	517	1,028
AUSTRALIA AND NEW ZEALAND							
.....	7,417	7,417	12,517	12,517	10,523
ASIA—							
Arabia—							
Jeddah	67,675	2,621	70,246	40,556	3,121	43,677	35,160
Hodeida	231,236	399	231,635	200,555	1,797	202,352	236,242
Lohia	13,650	13,650	6,437	6,437	15,042
Gaizan	2,815	2,815	10,393	10,393	25,116
Farsan and other Islands in the Red Sea	13,146	3,016	16,162	4,274	662	4,936	2,603
Mokha	102,806	2,460	106,266	103,653	2,992	106,645	23,298
Independent Arabian Gulf Ports	110,522	53,269	163,791	91,862	34,942	126,804	105,241
Maskat	16,441	10,033	26,474	9,995	1,567	11,562	16,277
Other Ports	16,032	16,032	7,217	7,217	4,578
Perim	9,168	12,752	21,740	72,000	7,115	14,315	7,646
Turkey in Asia	3,913	2,385	6,298	9,808
Persia	4,634	267	4,951	2,292	2,292	3,571
China (Hongkong)	3,992	3,992	14,886	14,886	7,432
Straits Settlements	7,601	2,702	10,303	6,679	939	7,618	5,056
Other Countries	4,414	10,000	14,414	6,419	6,419	7,196
TOTAL OF FOREIGN COUNTRIES	2,404,823	352,550	2,757,373	2,471,286	378,655	2,849,941	2,496,676
INDIA—							
Bombay	132,567	142,695	275,262	127,733	158,376	286,109	147,291
Calcutta	33,845	446	34,291	18,284	18,284	20,242
Other Ports	9,540	650	10,190	4,477	4,477	7,271
TOTAL OF INDIAN PORTS	175,952	143,791	319,743	150,494	158,376	308,870	174,804
GRAND TOTAL OF EXPORTS	2,580,775	496,341	3,077,116	2,621,780	537,031	3,158,811	2,671,480

TRADE WITH COUNTRIES.

1908-09 to 1912-13.

4.

Treasure) to each Foreign Country and Ports in India, in each official year from 1908-09 to Port of Aden.

1910-1911.		1911-1912.			1912-1913.			COUNTRIES.
Treasure.	Total.	Merchandise.	Treasure.	Total.	Merchandise.	Treasure.	Total.	
Lbs.	£	£	£	£	£	£	£	
.....	223,399	215,118	833	215,951	325,948	325,948	EUROPE—
..... 270	41,237	37,743	3,783	41,526	34,658	34,658	United Kingdom.
..... 63	242,527	172,849	172,849	226,926	226,926	Austria.
.....	56,148	64,032	64,032	72,326	72,326	France.
.....	10,706	2,507	2,507	1,606	1,606	Germany.
.....	43,163	35,589	35,589	40,685	40,685	Holland.
.....	80,901	95,251	2,303	97,554	77,498	77,498	Italy.
.....								Other Countries.
6,822	46,205	38,158	15,941	54,099	31,436	10,991	42,427	AFRICA AND ADJACENT ISLANDS—
.....	65,836	81,167	667	81,834	121,885	416	122,301	Suakin and Port Sudan.
.....	11	340	340	2,458	2,458	Egypt, including Suakin.
66,491	195,147	145,180	62,745	207,925	146,832	93,816	240,648	North Africa (Morocco, Algeria, Tripoli, Tunisia).
47,802	261,538	258,016	7,016	265,032	380,499	78,648	459,147	Abyssinia—Mossawah.
.....								Jibouti and Obokh.
4,066	13,925	10,739	3,223	13,962	15,473	3,323	18,796	Eastern Coast of Africa (comprising the Coast between Natal and Abyssinia)—
15,139	193,992	194,604	6,103	199,707	217,927	3,559	221,486	Danakil Coast.
.....								Berbera, Bulhar, Zaila, Jibouti and Obokh.
81	68,169	69,250	69,250	69,997	1,666	71,663	Independent Somali Ports.
83,313	137,893	52,614	13,840	66,484	45,019	67,483	112,507	Zanzibar and Territories of the Sultan, including Mombassa and Pemba.
.....	4,267	8,941	8,941	10,752	10,752	East Africa (German Ports).
.....	1,805	2,623	2,623	2,014	2,014	Mozambique—Portuguese East Africa.
26,816	127,964	118,527	4,607	123,134	103,982	1,060	105,042	Other East African, including Italian Ports.
.....	3,151	3,374	3,374	4,621	4,621	Madagascar, including Comoro.
.....	2,461	2,874	2,874	5,010	5,010	Mauritius and Mâhé, including Seychelles.
.....	5,036	3,703	3,703	1,951	1,951	Réunion.
.....	125	110	110	75	75	Natal.
.....	2,238	2,287	2,287	2,426	2,426	Seychelles.
.....	403,828	447,205	447,205	424,958	424,958	UNITED STATES.
.....	1,028	2,840	2,840	3,627	3,627	Canada, &c.
.....	10,523	11,209	11,209	13,459	13,459	AUSTRALIA AND NEW ZEALAND.
.....								ASIA—
4,630	39,790	41,598	6,354	47,952	32,359	1,274	33,633	Arabia—
58,061	294,303	219,357	185,691	405,048	180,299	37,069	217,368	Jeddah.
3,015	18,057	11,999	6,379	18,378	7,353	7,353	Hodeida.
4,543	29,661	61,260	6,857	68,117	145,974	11,157	157,131	Lohia.
1,800	4,403	1,906	371	2,277	4,522	3,119	7,641	Gaizan.
1,270	24,568	63,246	63,246	336,874	7,133	344,007	Fursan and other Islands in the Red Sea.
34,017	139,258	110,761	53,354	164,115	127,905	56,080	183,985	Mokha.
4,692	20,969	19,593	7,076	26,669	24,792	2,673	27,465	Independent Arabian Gulf Ports.
.....	4,578	21,071	5,991	27,062	8,203	347	8,550	Maskat.
8,847	16,493	12,930	10,897	23,827	44,565	9,738	54,303	Other Ports.
485	10,293	22,907	4,123	27,030	18,094	2,430	20,524	Perim.
.....	3,571	4,053	4,053	5,510	5,510	Turkey in Asia.
.....	7,482	3,930	3,930	4,852	4,852	Persia.
733	5,789	6,483	6,483	10,209	322	10,531	China (Hongkong).
.....	7,196	11,534	11,534	15,797	15,797	Straits Settlements.
.....								Other Countries.
3,72,958	2869,634	2,689,508	407,154	3,096,662	3,351,356	392,309	3,743,665	TOTAL OF FOREIGN COUNTRIES.
145,345	292,636	205,328	401,700	607,028	163,192	397,979	561,171	INDIA—
.....	20,242	31,840	373	32,213	40,263	40,263	Bombay.
.....	7,271	11,650	11,650	5,731	5,731	Calcutta.
145,345	320,149	248,818	402,073	650,891	209,186	397,979	607,165	Other Ports.
518,303	3,189,783	2,938,326	809,227	3,747,553	3,560,542	790,288	4,350,830	TOTAL OF INDIAN PORTS.
								GRAND TOTAL OF EXPORTS.

ABSTRACT TABLES.
IMPORTS.

SEA-BORNE TRADE.

YEARS 1908-09 TO 1912-13.

Nos. 5 and 5a.

Total Quantities and Value of Articles Imported in each Official Year from 1908-09 to 1912-13.

ARTICLES.	5—QUANTITIES.					5a—VALUE.				
	1908-1909.	1909-1910.	1910-1911.	1911-1912.	1912-1913.	1908-1909.	1909-1910.	1910-1911.	1911-1912.	1912-1913.
I.—FOOD, DRINK, AND TOBACCO—										
A.—FISH (EXCLUDING CANNED FISH)—										
1. Fish, dry, unsalted ... Lbs.	6,860	375,508	356,468	278,992	744,912	20	1,286	936	1,196	2,337
2. " " salted ... "	301,690	106,795	200,361	298,172	251,328	1,592	722	1,109	1,564	1,332
3. Fishmaws and sharkfins ... "	232,820	203,707	284,984	251,748	120,064	2,808	2,458	3,673	2,648	1,137
4. Fish, wet, salted (Ngapi) ... "
5. " other sorts ... "
Total, Fish ... Lbs.	541,370	686,010	841,813	828,912	1,116,304	4,420	4,466	5,718	5,408	4,806
B.—FRUITS AND VEGETABLES—										
1. Fresh Fruits and Vegetables—										
(a) Fresh Fruits—										
(i) Cocoanuts ... Nos.	178,700	73,218	44,125	90,245	746	350	267	506
(ii) Others ... "	3,197	3,131	2,951	3,236	3,501
(b) Fresh vegetables of all kinds ... "	6,770	6,715	6,352	7,326	7,467
2. Fruits and Vegetables: Dried, Salted or Preserved, not being Canned or Bottled—										
(a) Almonds ... Cwt.	110	136	171½	129	275	474	510	618	544	1,034
(b) Currants and raisins ... "	2,393	3,363
(c) Dates ... "	116,987	160,462½	100,267½	125,292½	173,496	49,055	56,857	39,022	52,284	79,474
(d) Other sorts ... "	5,102	6,069	6,894½	4,625	1,335½	5,496	6,042	7,183	5,908	1,513
Total ... Cwt.	65,738	73,605	56,393	69,844	96,352
C.—GRAIN, PULSE AND FLOUR—										
1. Barley ... Cwt.	1,348	2,026½	4,050½	3,651	17,468	421	626	1,055	1,169	6,133
2. Gram ... "	7,796	11,645	6,532½	8,047	8,871	3,575	5,290	2,920	3,198	4,166
3. Jawar and Bajra ... "	215,127	143,252	170,450	215,736½	284,220	74,504	45,833	46,292	66,588	96,432
4. Oats ... "	198	99
5. Pulse ... "	11,285	10,235	8,934½	6,932	5,722	5,659	5,097	4,332	3,225	3,140
6. Rice in the husk ... "
7. " not in the husk ... "	282,143	337,957	381,815	461,054	417,517	142,530	144,563	155,427	205,497	199,993
8. " flour ... "
9. Wheat ... "	13,801	11,510½	11,237	14,934½	13,376	7,929	6,120	5,402	7,400	7,492
10. " flour ... Lbs.	13,045,690	12,405,344	11,252,067	14,783,524	25,588,640	72,939	65,846	54,694	67,471	1,26,652
11. Other sorts ... "	5,422½	4,576	5,296½	15,981	10,083	2,219	1,814	2,215	5,875	4,716
Total, Grain, Pulse and Flour ... Cwt.	653,600	631,964	688,781	858,332	985,730	309,875	275,189	272,338	360,483	448,124
D.—LIQUORS—										
1. Ale, beer, and porter ... Gals.	118,338	112,966	119,995	113,095	94,816	8,922	7,462	7,622	6,803	5,519
2. Cider and other fermented liquors ... "	26	18	12	5
3. Spirits—										
(a) Brandy ... "	2,648	3,556	3,027	3,610	4,092	936	1,238	928	1,171	1,458
(b) Gin ... "	483	584	280	631	221	243	129	255
(c) Liqueurs ... "	188	181	140	308	139	124	156	264
(d) Rum ... "	1,563	2,094	1,018	1,282	169	210	103	116
(e) Whisky ... "	2,666	3,401	2,137	2,777	3,162	1,814	2,139	1,276	1,659	1,886
(f) Other sorts ... "	697	779	639	696	3,688	582	626	505	363	1,399
Total, Spirits ... Gals.	8,250	10,595	7,241	9,304	10,942	3,861	4,585	3,097	3,828	4,743
4. Wines—										
(a) Champagne and other sparkling wines ... Gals.	470	106	216	326	780	184	378	595
(b) Port ... "	412	282	346	233	149	217
(c) Still red wines, other than port ... "	1,362	1,570	1,611	1,035	272	269	254	163
(d) Sherry, Madeira and Marsala ... "	84	120	47	67
(e) Still white wines, other than sherry, Madeira and Marsala ... "
(f) Other sorts, including vermouth and ginger wine ... "	6,075	2,956	2,459	2,780	4,997	1,110	796	674	692	1,855
Total, Wines ... Gals.	8,403	4,632	4,568	4,607	4,997	2,442	1,249	1,455	1,734	1,855
Total, Liquors ... Gals.	135,017	128,193	130,922	127,006	110,755	15,237	13,296	12,179	12,365	12,117
E.—PROVISIONS AND OILMAN'S STORES—										
1. Bacon and hams ... Lbs.	42,964	27,001	24,498	28,574	31,221	1,290	1,005	1,042	1,147	1,271
2. Biscuits and cakes ... "	44,216	42,646	47,284	73,067	118,900	1,326	1,300	1,308	1,950	3,280
3. Butter (including canned). "	79,110	78,103	89,232	92,733	78,453	3,065	2,909	3,218	3,733	3,366
4. Cheese (including canned). "	26,446	23,537	29,950	21,141	19,450	882	756	960	793	687
5. Cocoa and chocolate ... "
6. Farmaceous and patent foods ... "	31,472	34,570	103,332	326,315	347	486	827	2,366

YEARS 1908-09 TO 1912-13.

Nos. 5 and 5a—continued.

Total Quantities and Value of Articles Imported in each Official Year from 1908-09 to 1912-13—continued.

ARTICLES.	5—QUANTITIES.					5a—VALUE.				
	1908-1909.	1909-1910.	1910-1911.	1911-1912.	1912-1913.	1908-1909.	1909-1910.	1910-1911.	1911-1912.	1912-1913.
I.—FOOD, DRINK, AND TOBACCO— —concluded.						£	£	£	£	£
E.—PROVISIONS AND OILMAN'S STORES—continued.										
7. Ghi Lbs.	927,297	1,150,100	880,222	915,369	1,053,269	25,318	32,906	25,199	26,807	32,405
8. Jams and Jellies	40,626	33,536	30,771	31,032	33,181	787	575	553	629	678
9. Lard	4,620	196	160	5
10. Milk, condensed and pre- served, including milk cream	81,183	90,860	75,984	80,121	95,297	1,367	1,275	1,311	1,541	1,674
11. Pickles, chutnies, sauces and condiments	48,570	103,213	122,757	126,224	65,072	1,033	891	945	1,011	766
12. Vinegar (excluding bot- tled vinegar)
13. Other Sorts of Provisions— (a) Canned and bottled provisions (not speci- fied elsewhere) Lbs.	79,660	77,071	46,600	58,061	547,820	1,728	1,551	1,246	1,535	8,673
(b) Others Cwt.	7,211½	6,659	7,151½	11,228	11,002½	8,571	8,162	8,006	9,826	10,524
Total, Provisions and Oilman's Stores Cwt.	45,874	51,816	44,615	51,348	63,324
F.—SPICES—										
1. Betel-nuts Lbs.	47,880	28,084	40,516	48,916	630	371	515	660
2. Cardamoms	23,296	26,404	27,652	33,040	21,644	1,384	1,583	2,091	2,810	3,039
3. Cassia	198,856	157,528	225,680	203,896	319,060	4,035	2,460	4,044	3,257	4,562
4. Chillies	86,464	174,972	164,136	192,388	315,728	903	2,597	2,003	1,886	2,632
5. Cinnamon	37,800	22,400	53,934	34,664	116,452	575	393	795	559	1,943
6. Cloves	118,048	151,144	96,208	232,372	43,680	2,210	2,627	1,982	4,833	1,063
7. Ginger	1,153,936	1,361,760	1,724,912	1,204,588	2,502,052	18,971	21,320	32,607	21,596	39,360
8. Nutmegs	18,508	12,726	9,464	457	240	223
9. Pepper	262,024	249,956	368,480	362,754	719,880	4,184	4,448	6,086	7,754	16,073
10. Other Sorts	4,452	3,780	5,908	27,251	66,458	80	93	86	256	1,023
Total, Spices Lbs.	1,951,264	2,176,048	2,729,102	2,349,333	4,104,954	33,429	35,892	50,454	43,924	69,985
G.—SUGAR—										
1. Sugar, Refined or Crystal- lized (including Sugar- candy) Cwt.	110,753½	109,566	158,757½	63,670½	213,828	76,773	82,471	118,686	53,542	173,904
2. Sugar, Unrefined	13,193	13,099	11,550	9,627	13,279	8,438	7,822	7,708	7,357	9,174
3. Mollasses	70	57
4. Confectionery	2,222½	2,151½	2,973½	3,500	6,771½	3,283	3,074	4,379	5,145	10,816
Total, Sugar Cwt.	126,169	124,816½	173,280½	76,797½	233,878½	88,494	93,424	130,773	66,074	193,894
H.—TEA—										
1. Tea, black Cwt.	431,316	196,039	209,344	251,962	260,763	13,859	5,881	6,492	8,365	9,694
2. ,, green
Total, Tea Cwt.	431,316	196,039	209,344	251,962	260,763	13,859	5,881	6,492	8,365	9,694
I.—OTHER FOOD AND DRINK—										
1. Coffee, other than roasted or ground Cwt.	123,535	120,721	123,568	109,969¾	140,178½	316,510	370,568	330,732	313,740	419,841
2. Hops	6	43½	4	29	18	63	14	30
3. Salt Tons.	13½	2½	5½	5½	47	30	50	42
Total, Other Food and Drink Tons.	316,575	370,661	330,796	313,812	419,841
J.—TOBACCO—										
1. Unmanufactured Lbs.	8,842,225	8,988,786	12,788,123	12,514,803	11,263,196	108,075	133,780	163,993	171,732	168,755
2. Manufactured— (a) Cigars	14,471	29,600	23,187	12,674	11,542	1,325	1,280	1,163	884	1,053
(b) Cigarettes	26,075	23,279	32,159	19,309	17,517	1,550	1,259	1,470	1,049	1,300
(c) Others sorts	93,909	44,104	57,655	108,532	51,351	1,985	1,769	2,327	3,525	2,816
Total, Tobacco Lbs.	8,976,680	9,085,769	12,906,124	12,655,318	11,343,606	112,965	138,088	168,958	177,190	173,964
Total, Food, Drink and Tobacco . Lbs.	1,006,466	1,062,318	1,073,716	1,108,773	1,492,185
II.—RAW MATERIALS AND PRO- DUCE AND ARTICLES MAINLY UNMANUFACTURED—										
A.—COAL, COKE AND PATENT FUEL—										
1. Coal Tons.	125,181	115,749½	117,492	165,030½	134,750½	191,853	155,307	156,025	219,348	187,852
2. Coke
3. Patent fuel	238½	402½	421½	442½	462	528	845	820	760	1,078
Total, Coal, Coke and Patent Fuel Tons.	125,419½	116,152	117,913½	165,472½	135,212½	192,381	156,152	156,854	220,108	188,930

QUANTITIES AND VALUE OF
GOODS IMPORTED.

SEA-BORNE TRADE.

YEARS 1908-09 TO 1912-13.

Nos. 5 and 5a—continued.

Total Quantities and Value of Articles Imported in each Official Year from 1908-09 to 1912-13—continued.

ARTICLES.	QUANTITIES.					VALUE.				
	1908-1909.	1909-1910.	1910-1911.	1911-1912.	1912-1913.	1908-1909.	1909-1910.	1910-1911.	1911-1912.	1912-1913.
II.—RAW MATERIALS AND PRODUCE AND ARTICLES MAINLY UNMANUFACTURED—continued.										
B.—GUMS, RESINS AND LAC—										
1. Gums and Resins—										
(a) Arabic Cwt.	8,802	10,235	9,924	10,700	16,671½	9,489	13,672	12,866	16,267	21,280
(b) Benjamin "	655	828	757	812½	1,505½	1,662	1,834	1,843	2,801	4,692
(c) Olibanum or Frankincense... .. "	18,202¾	21,351	26,858	33,066	30,896	12,031	16,739	24,152	30,918	23,342
(d) Rosin "	104	127
(e) Other Sorts "	15,816	13,980	18,317½	21,163	20,713	14,421	14,393	17,865	21,242	19,355
2. Lac—										
(a) Stick and seed Cwt.
(b) Shell and button "
(c) Other kinds (excluding lac-dye) "
Total Gums, Resins and Lac. Cwt.	43,079¾	46,394	55,856½	65,741½	69,785¾	37,730	46,638	56,726	71,228	68,669
C.—HIDES AND SKINS, RAW AND DRESSED, AND LEATHER, UNWROUGHT—										
1. Hids, raw { Cwt. & No.	19,441	26,022	32,244	21,585	27,947	56,238	84,947	109,376	69,282	107,663
	194,407	260,215	322,442	215,840	279,466					
2. Skins { Cwt. & No.	75,938½	79,381	78,820	83,271	76,853¾	327,381	480,340	448,573	457,886	433,694
	6,075,000	7,451,195	7,402,449	7,902,946	7,085,088					
3. Hides, tanned or dressed... { Cwt. & No.	378	340	337	433	697	1,296	1,231	1,169	1,496	2,850
	3,776	3,400	3,370	4,330	6,971					
4. Skins { Cwt. & No.	339	217	325	440¾	415½	1,738	1,564	2,221	2,699	2,795
	27,030	17,285	25,975	35,220	33,262					
5. Leather, unwrought { Cwt. & No.
Total Hides and Skins, Raw and Dressed, and Leather, Unwrought { Cwt. and No.	96,096½	105,960	111,728½	105,729¾	105,913¾	386,653	568,082	561,339	531,363	547,002
	6,300,263	7,732,095	7,754,236	8,158,336	7,404,787					
D.—METALLIC ORES AND SCRAP METAL FOR RE-MANUFACTURE—										
1. Ores—										
(a) Copper Cwt.
(b) Iron "
(c) Lead "
(d) Unenumerated... .. "
2. Scrap Metal for Re-manufacture—										
(a) Copper, old, for Re-manufacture "	68	57¾	117½	197	131	310
(b) Iron or steel, old, for Re-manufactures "	4	3
Total Metallic Ores and Scrap Metal for Re-manufacture. Cwt.	72	57¾	117½	200	131	310
E.—OILS—										
1. Animal Gale.	1,879	3,019	15,982	3,819	81	132	516	98
2. Essential "	169	1,187	346	163	371	157
3. Mineral—										
(a) Fuel oil "
(b) Kerosine—										
(i) In cases "	1,654,400	776,784	1,136,392	1,279,400	1,385,928	55,458	23,297	33,880	38,791	47,583
(ii) In tins "
(c) Lubricating oils "	16,396	13,679	11,203	9,148	10,309	989	1,341	1,586	1,218	1,489
(d) Paraffin wax "
(e) Petroleum, dangerous (other than dangerous paints, solutions and compositions)... .. "
(f) Paints, solutions and compositions, dangerous "
(g) Other kinds "	1,266	2,847	3,919	4,329	15,011	393	283	501	408	1,002

SEA-BORNE TRADE.

ABSTRACT TABLES.
IMPORTS.

YEARS 1908-09 TO 1912-13.

Nos. 5 and 5a—continued.

Total Quantities and Value of Articles Imported in each Official Year from 1908-09 to 1912-13—continued.

ARTICLES,	5—QUANTITIES.					5a—VALUE.				
	1908-1909.	1909-1910.	1910-1911.	1911-1912.	1912-1913.	1908-1909.	1909-1910.	1910-1911.	1911-1912.	1912-1913.
II.—RAW MATERIALS AND PRODUCE AND ARTICLES MAINLY UNMANUFACTURED—continued.										
E.—OILS—continued.										
4. Vegetables, Non-essential—										
(a) Castor Gals.	1,837	1,094	959	2,282	215	223	115	341
(b) Coconut "	11,839	8,130	9,999	12,552	9,190	1,346	1,050	1,484	1,877	1,421
(c) Cotton seeds "
(d) Groundnut "
(e) Linseed "	2,706	2,911	4,632	3,609	341	392	755	568
(f) Mustard or rape "
(g) Sesamum (til or jinjili) .. "	16,397	23,820	29,475	17,645	36,516	2,122	2,453	3,045	1,849	4,595
(h) Other sorts "	4,130	1,144	1,267	965	15,883	724	157	188	195	1,466
Total, Oils ... Gals.	1,710,850	833,597	1,215,015	1,334,095	1,472,837	61,669	29,496	42,441	45,502	57,556
F.—SEEDS—										
1. Oil-seeds—										
(a) Essential Cwt.	599	2,184	1,997	4,534	587	2,593	1,994	6,350
(b) Non-essential—										
(i) Castor Cwt.
(ii) Copra or cocoanut kernel "	66	69	10	103	91
(iii) Cotton "	5,746	4,584	4,999	3,903	6,532	2,319	1,502	1,661	1,145	1,986
(iv) Groundnuts "	95	1,684	966	2,458	2,075	665	833	563	1,686	1,629
(v) Linseed "
(vi) Mustard "	41	79
(vii) Poppy "
(viii) Rape "
(ix) Sesamum (til or jinjili) "	28,536	26,603	28,940	30,561	36,584	19,334	18,603	20,800	22,518	29,140
(x) Tea "
(xi) Others "	4,222	2,769	1,395	1,934	1,649	3,593	2,914	926	1,692	732
2. Other than oil-seeds "
Total, Seeds ... Cwt.	39,471	36,289	38,550	40,922	51,374	26,421	24,518	26,646	29,126	39,767
G.—Tallow, Stearine and Wax—										
1. Tallow and stearine (including grease and animal fat) Cwt.										
	672	639	923	715	879	900	873	1,267	1,008	1,520
2. Wax of all kinds, other than paraffin wax (excluding candles) "										
	4,640	3,870	1,965	3,649	1,051	20,179	20,800	10,065	19,292	5,606
Total, Tallow, Stearine and Wax Cwt.	5,312	4,509	2,888	4,365	1,930	21,079	21,673	11,332	20,300	7,126
H.—Textile Materials—										
1. Raw—										
(a) Cotton Cwt.	301	939	1,587	1,626	2,468	353	1,358	2,483	2,919	4,769
(b) " waste "
(c) Flax "
(d) Hemp "
(e) Jute "	2,181	1,524
(f) Silk Lbs.	15,054	13,673	18,787	15,213	12,822	3,807	4,451	6,377	4,889	4,297
(g) " waste "
(h) Wool "	730	1,105	63	97
2. Twist and Yarn—										
(a) Cotton—										
Mule and Water										
Nos. 1 to 10. Lbs.	751,330	598,872	904,034	1,150,840	1,004,196	18,886	16,164	28,260	36,670	33,483
" " " 11 to 15. "	3,200	113
" " " 16 to 20. "	351,056	313,040	610,264	485,408	776,574	10,726	10,240	21,234	17,668	30,109
" " " 21 to 25. "	800	5,900	33	320
" " " 26 to 30. "	4,600	2,000	15,800	9,400	231	113	487	370
" " " 31 to 40. "	27,000	20,830	40,900	67,680	150,306	1,373	989	2,376	3,856	8,507
" " " 41 to 50. "	1,500	88
" " " above No. 50 "	4,000	5,400	1,200	32,570	200	216	110	2,953
Orange, Red, and other colours Nos. 1 to 20 "										
	186,936	253,500	279,280	206,380	412,441	7,882	11,119	11,745	9,685	13,077
" " " 21 to 25 "	3,800	2,200	127	89
" " " 26 to 30 "	9,100	6,300	7,100	16,000	14,660	483	364	294	807	962
" " " 31 to 40 "	31,810	68,117	65,100	56,788	141,400	2,122	4,139	3,688	3,297	8,599
" " " 41 to 50 "
" " " above No. 50 "
Unspecified Descriptions of Twist and Yarn "										
	523,789	909,491	194,892	582,420	48,055	16,876	26,016	7,676	21,182	1,999
(b) Flax "
(c) Jute "
(d) Silk—Yarn, noils and warps "	336	120
(e) Wool—Yarn, and knitting wool "	2,115	1,845	2,215	190	224	194
Total, Textile Materials ... Lbs.	63,157	75,459	85,261	101,449	1,10,279

ABSTRACT TABLES.
IMPORTS.

SEA-BORNE TRADE.

YEARS 1908-09 TO 1912-13.

Nos. 5 and 5a—continued.

Total Quantities and Value of Articles Imported in each Official Year from 1908-09 to 1912-13—continued.

ARTICLES.	5—QUANTITIES.					5a—VALUE.				
	1908-1909.	1909-1910.	1910-1911.	1911-1912.	1912-1913.	1908-1909.	1909-1910.	1910-1911.	1911-1912.	1912-1913.
II.—RAW MATERIALS AND PRODUCE AND ARTICLES MAINLY UNMANUFACTURED—continued.										
I.—WOOD AND TIMBER—										
1. Timber, other than Railway Sleepers—										
(a) Deal and pine wood . C. Tons.	932 ²² / ₁₀	3,642
(b) Jarrah wood
(c) Teak	13	22	45 ¹ / ₂	125 ¹ / ₂	157	226	367	916
(d) Other timber	3,187 ¹ / ₂	2,141	2,323 ² / ₁₀	2,357 ² / ₁₀	3,022	11,920	7,377	8,342	9,526	9,182
2. Wood—										
(a) Fire-wood Tons.	1,899	1,600	1,095 ¹ / ₂	1,104	1,695	1,152	1,069	729	725	1,065
(b) Ornamental Wood—										
i. Ebony
ii. Sandal	359	643	307	441	718
iii. Other kinds...	1,258	393	243	805
Total Wood and Timber ... Tons.	14,846	9,708	9,988	12,413	14,557
J. MISCELLANEOUS—										
1. Bristles and fibre for brushes and brooms ... Cwt.										
.....	114	108	217 ¹ / ₂	574	235	221	543	1,045
2. Canes and rattans										
.....
3. Caoutchouc, raw										
.....
4. Chalk, French										
.....
5. Coir unmanufactured										
.....
6. Hair of all kinds										
.....
7. Horns, tips and pieces of horn and hornmeal										
.....	60	65 ¹ / ₂	90	169	199	171
8. Ivory, unmanufactured ... Lbs.										
.....	106,337	177,225	127,760	54,942	25,630	52,746	84,790	57,361	28,194	12,117
9. Paper-making Materials—										
(a) Pulp of wood or other materials										
.....
(b) Bags and other materials... ..										
.....
10. Shells and Cowries—										
(a) Cowries Cwt.										
.....	363 ¹ / ₂	272	152	353 ¹ / ₂	536	497	422	265	501	1,145
(b) Tortoise shell (including nakhla or nakh) . Lbs.										
.....	26,915	26,233	9,974	16,452	11,975	3,479	2,723	1,989	1,593	1,769
11. Stone and marble ... Cwt.										
.....	352	405 ¹ / ₂	482	326 ¹ / ₂	217	608	409	277
12. All other articles of merchandise unmanufactured										
.....	6,161	2,170	2,373	1,864	2,103
Total Miscellaneous ... Cwt.	63,335	90,831	62,817	33,143	19,184
Total Raw Materials and produce and Articles mainly unmanufactured ... Cwt.	867,471	10,22,607	10,13,535	10,64,942	10,53,070
III.—ARTICLES WHOLLY OR MAINLY MANUFACTURED—										
A.—APPAREL—										
1. Apparel (including drapery, uniforms, accoutrements, but excluding hosiery) ... Pairs.										
.....	8,507	6,620	8,328	8,701	11,903
2. Boots and Shoes—										
(a) of leather Pairs.										
.....	17,975	27,271	25,857	18,753	26,699	1,951	2,493	2,179	1,781	3,540
(b) of other materials										
.....	21,663	774
3. Haberdashery and Millinery—										
(a) Gold and silver thread . Lbs.										
.....	706	454	632	305
(b) Haberdashery and millinery										
.....	443	576	704	1,033
(c) Lametta										
.....	5,348	1,070	1,299	2,352	8,232	900	535	547	617	2,277
4. Hats, caps, bonnets and hatter's ware										
.....	793	1,239	1,071	1,427	1,903
5. Second-hand clothing										
.....
6. Water-proofed clothing... ..										
.....
Total—Apparel ... Lbs.	12,857	11,789	13,333	13,535	21,429

SEA-BORNE TRADE.

ABSTRACT TABLES.
IMPORTS.

YEARS 1908-09 TO 1912-13.

Nos. 5 and 5a—continued.

Total Quantities and Value of Articles Imported in each Official Year from 1908-09 to 1912-13—continued.

ARTICLES.	5—QUANTITIES.					5—VALUE.				
	1908-1909.	1909-1910.	1910-1911.	1911-1912.	1912-1913.	1908-1909.	1909-1910.	1910-1911.	1911-1912.	1912-1913.
III.—ARTICLES WHOLLY OR MAINLY MANUFACTURED— <i>continued.</i>						£	£	£	£	£
B.—ARMS, AMMUNITION AND MILITARY STORES—										
1. Cartridge Cases—										
(a) Filled Lbs.
(b) Empty "
2. Explosives—										
(a) Blasting fuse Lbs.
(b) Blasting gelatine "
(c) Dynamite "
(d) Gelatine dynamite "
(e) Others "
3. Fire-arms, and parts thereof "	231	516	139	149
4. Gun-powder—										
(a) Common "
(b) Sporting "
5. Other sorts "	442	385	182	527
Total Arms, Ammunition, and Military Stores Lbs.	673	901	321	676
C.—CARRIAGES AND CARTS, INCLUDING CYCLES AND MOTOR CARS—										
1. Carriages and Carts (excluding Railway Carriages), and Parts thereof—										
(a) Carriages and carts ... No.	1,449	917	1,044	2,251	2,669
(b) Parts of carriages and carts "	633
2. Cycles (other than Motor Cycles) and Parts thereof and accessories—										
(a) Cycles, imported, entire or in sections ... No.	230	239	182	48
(b) Parts of cycles and accessories "
3. Motor Cars and Motor Cycles and Parts thereof—										
(a) Motor cars and Motor cycles No.	400	5,969	1,767	1,397	1,449
(b) Parts of motor cars and motor cycles and accessories "
Total Carriages and Carts, including Cycles and Motor Cars. No.	2,079	7,095	2,993	3,696	4,801
D.—CHEMICALS DRUGS, AND MEDICINES—										
1. Chemical—										
(a) Acids—										
i. Nitric Cwt.
ii. Sulphuric "	134	110	95	109	184	202	121	184
iii. Other sorts "
(b) Aluminous sulphates (including alum) "
(c) Ammonia and salts thereof "
(d) Arsenic and its oxides, "
(e) Bleaching materials "
(f) Carbide of calcium "
(g) Copperas "
(h) Disinfectants "	230	113
(i) Potassium Compounds—										
i. Cyanide of potassium. No.
ii. Saltpetre "
iii. Other sorts "
(j) Soda Compounds—										
(i) Bicarbonate of Soda (sodium bicarbonate) Cwt.	753	250
(ii) Borax, including boracic acid "	60	105	56	102
(iii) Caustic soda (sodium hydroxide) "
(iv) Sodium carbonate (soda ash and soda crystals) "
(v) Other sorts "	163	328	223	87	91	72

ABSTRACT TABLES.
IMPORTS.

SEA-BORNE TRADE.

YEARS 1908-09 TO 1912-13.

Nos. 5 and 5a—continued.

Total Quantities and Value of Articles Imported in each Official Year from 1908-09 to 1912-13—continued.

Articles.	5—QUANTITIES.					5a—VALUE.				
	1908-09.	1909-10.	1910-11.	1911-12.	1912-13.	1908-09.	1909-10.	1910-11.	1911-12.	1912-13.
III.—ARTICLES WHOLLY OR MAINLY MANUFACTURED— <i>continued.</i>						£	£	£	£	£
D.—CHEMICALS, DRUGS, AND MEDICINES— <i>continued.</i>										
1.—Chemicals— <i>continued.</i>										
(k) Sulphur—										
(l) Other sorts of chemicals ... Cwt	7,222	6,855	9,520	7,705	9,634
2. Drugs and Medicines—										
(a) Aloes ... Cwt.	313	336	434	183½	527	622	661	283
(b) Asafoetida ... "	100	383	220½	761	181	1,253	520	3,200
(c) Camphor ... Lbs.	2,638	1,411	144	99
(d) Cassia lignea ... "
(e) Cocaine ... "
(f) Proprietary and patent medicines ... "	960	884	1,506	1,181	2,982
(g) Quinine and alkaloids thereof (including cinchona and Peruvian bark) ... "	1,175
(h) Saccharine ... "
(i) Sarsaparilla and preparations thereof ... "
(j) Storax, including liquid storax (rose melloes)... "
(k) Other sorts of drugs, and medicines ... "	5,463	5,752	5,393	5,257	11,409
3. Opium ... "	2	224	7	80
4. Spirit present in drugs, medicines, or chemicals ... "
Total Chemicals, Drugs and Medicines ... Lbs.	15,208	14,315	18,704	16,384	28,400
E.—CUTLERY, HARDWARE, IMPLEMENTS (EXCEPT MACHINE TOOLS) AND INSTRUMENTS—										
1. Clocks and Watches and Parts thereof—										
(a) Clocks and time-pieces. No. } 537	347	1,070	269	832	161	358	132
(b) Watches ... " }
(c) Parts of clocks and watches ... " }
2. Cutlery... " }	1,061	1,200	1,799	1,779	1,865
3. Electro-plated ware ... "
4. Hardware, excluding Cutlery and Electro-plated ware—										
(a) Agricultural implements ... No.
(b) Buckets of tinned or galvanized iron ... "
(c) Builders, hardware such as locks, hinges, door bolts, etc. ... "	968
(d) Domestic hardware, other than enamelled ironware ... "	3,496
(e) Enamelled ironware ... "
(f) Implements and tools, other than agricultural implements and machine tools ... "	915
(g) Lamps, metal ... "	348	751	842	1,172	1,102
(h) " glass ... "	506	510	571	360
(i) Parts of lamps, other than glass ... "
(j) Safes and strong boxes of metal ... "
(k) Other sorts ... "	5,350	7,678	8,112	10,800	3,657
5. Instruments, Apparatus and Appliances, and Parts thereof—										
(a) Electrical, other than Telegraphic and Telephone, not being Machinery—										
(i) Electric Fans and parts thereof ... No.
(ii) Electric lamps and parts thereof ... "
(iii) Electric wires and cables ... "
(iv) Other sorts ... "	140	248	406	140

SEA-BORNE TRADE.

ABSTRACT TABLES.
IMPORTS.

YEARS 1908-09 TO 1912-13.

Nos. 5 and 5a—continued.

Total Quantities and Value of Articles Imported in each Official Year from 1903-09 to 1912-13—continued.

Articles.	5—QUANTITIES.					5a—VALUE.				
	1908-09.	1909-10.	1910-11.	1911-12.	1912-13.	1908-09.	1909-10.	1910-11.	1911-12.	1912-13.
III.—ARTICLES WHOLLY OR MAINLY MANUFACTURED— <i>continued.</i>						£	£	£	£	£
E.—CUTLERY, HARDWARE, IMPLEMENTS (EXCEPT MACHINE TOOLS), AND INSTRUMENTS— <i>continued.</i>										
5. Instruments, Apparatus and Appliances, and Parts thereof— <i>continued.</i>										
(b) Musical—										
i. Organs and Harmoniums, complete ... No.
ii. Pianos and piano players, complete ... "
iii. Talking machines and accessories ... "
iv. Other sorts, including parts of musical instruments ... "	328	511	479	608
(c) Optical "	43	85	83	117
(d) Photographic "	154	148	87	100
(e) Scientific and philosophical "
(f) Surgical "	200
(g) Other kinds "	146	202	636	168	1,478
6. Telegraphs, materials for construction and accessories "	1,042	327	4,369	2,694	3,733
7. Telephones, materials for construction and accessories "
8. Type-writers—										
(a) Type-writers "
(b) Parts of Type-writers and accessories "
Total Cutlery, Hardware Implements (except machine tools), and Instruments "	9,659	11,821	17,742	18,070	17,214
F.—DYES AND COLOURS—										
1. Dyeing and Tanning Substances—										
(a) Cochineal No.
(b) Cutch and gambier "
(c) Dyes obtained from Coal-tar—										
i. Alizarine Lbs.
ii. Aniline "	2,520	4,892	19,196	109,920	143	337	1,090	5,281
iii. Others "
(d) Indigo, synthetic ... Cwt.	316½	315	289¾	268	1,439½	3,488	4,472	3,846	3,661	21,858
(e) Saffron Lbs.	98	775	192	729	96	369	121	246
(f) Other sorts Cwt.	4,828½	4,632	4,824½	4,676½	7,895½	6,347	5,023	6,166	7,625	12,940
2. Paints and Painters' Materials—										
(a) Paints and Colours—										
i. Barytes Cwt.
ii. White and red lead "
iii. Other sorts "	2,305½	1,935½	1,986½	1,826	1,915	3,637	4,016	5,066	4,319	6,197
(b) Painters' Materials (other than Paints and colours)—										
i. Turpentine "
ii. Other kinds "	274	451	375	426	708
3. Spirit, methylated "
Total Dyes and Colours ... Cwt.	13,842	14,474	15,911	17,367	46,984
G.—FURNITURE, CABINET-WARE, AND MANUFACTURES OF WOOD—										
1. Furniture and Cabinet-ware—										
(a) Bedsteads No.
(b) Furniture of wood (other than bedsteads). "
(c) Furniture of other materials (other than bedsteads) "	1,910
(d) Cabinet-ware and Furniture "
2. Manufactures of wood (other than furniture and cabinet-ware) "	1,339	1,795	1,877	1,690
Total Furniture, Cabinet-ware, and manufactures of wood ... No.	536	276	468	534	754
Total Furniture, Cabinet-ware, and manufactures of wood ... No.	1,875	2,071	2,345	2,224	2,664

ABSTRACT TABLES.
IMPORTS.

SEA-BORNE TRADE.

YEARS 1908-09 TO 1912-13.

Nos. 5 and 5a.—continued.

Total Quantities and Value of Articles Imported in each Official Year from 1908-09 to 1912-13—continued.

ARTICLES.	5—QUANTITIES.					5a—VALUE.				
	1908-1909.	1909-1910.	1910-1911.	1911-1912.	1912-1913.	1908-1909.	1909-1910.	1910-1911.	1911-1912.	1912-1913.
III.—ARTICLES WHOLLY OR MAINLY MANUFACTURED— <i>continued.</i>						£	£	£	£	£
H.—GLASSWARE AND EARTHENWARE—										
1. Chinese and Japaneseware (including lacquered-ware, but excluding earthenware and porcelain)	628	442	622	500	918
2. Earthenware and porcelain (excluding pipes of earthenware)	3,192	3,721	5,233	5,931	6,862
3. Glass and Glassware—										
(a) Bangles... .. Cwt.	1,615	765	976	317
(b) Beads and false pearls ..	306	254½	456	745	855½	1,699	1,665	3,571	2,702	5,485
(c) Bottles and Phials—										
(i) Soda water bottles ... Gross.	643	839
(ii) Other Sorts	1,363¾	1,156½	1,738¾	1,073 ₁₀	1,069	880	1,288	1,142
(d) Funnels, globes, and glass parts of lamps	977
(e) Sheet and plate ... Supl. feet.	17,860	3,744	790	140
(f) Tableware, including decanters, tumblers, etc.	1,073
(g) Other glassware	1,841	2,025	1,806	2,560	2,855
Total Glassware and Earthenware Cwt.	10,834	9,498	13,496	13,292	19,009
I.—LEATHER MANUFACTURES (EXCLUDING BOOTS AND SHOES AND BELTING FOR MACHINERY)—										
1. Bag and trunks No.
2. Saddlery and harness	287	316	210	171
3. Other sorts	350	316	273	320	830
Total Leather Manufactures (excluding Boots and Shoes and Belting for Machinery). No.	637	632	483	491	830
J.—MACHINERY OF ALL KINDS INCLUDING BELTING FOR MACHINERY—										
1. Belting for Machinery—										
(a) Of leather No.
(b) Of other Materials
2. Machinery and Mill-work—										
(a) Prime Movers (other than Electrical)—										
(i) Locomotives (excluding those for railways)
(ii) Others	100	147	817
(b) Electrical Machinery of all kinds, not including instruments, Apparatus, Appliances, and Parts thereof—										
(i) Generators
(ii) Motor
(iii) Other kinds	239
(c) Machinery, not being Prime Movers or Electrical Machinery—										
(i) Aerated water making machinery
(ii) Agricultural machinery	73
(iii) Boilers
(iv) Metal working machinery (including machine tools)
(v) Mining Machinery—										
(a) Coal
(b) Other sorts
(vi) Oil crushing and refining machinery
(vii) Paper mill machinery
(viii) Printing and lithographing presses
(ix) Refrigerating machinery

SEA-BORNE TRADE.

ABSTRACT TABLES.
IMPORTS.

YEARS 1908-09 TO 1912-13.

Nos. 5 and 5a—continued.

Total Quantities and Value of Articles Imported in each Official Year from 1908-09 to 1912-13—continued.

ARTICLES.	5—QUANTITIES.					5a—VALUE.				
	1908-1909.	1909-1910.	1910-1911.	1911-1912.	1912-1913.	1908-1909.	1909-1910.	1910-1911.	1911-1912.	1912-1913.
III.—ARTICLES WHOLLY OR MAINLY MANUFACTURED— <i>continued.</i>						£	£	£	£	£
J.—MACHINERY OF ALL KINDS, INCLUDING BELTING FOR MACHINERY— <i>continued.</i>										
2. Machinery and Mill-work— <i>continued.</i>										
(x) Rice and flour mill machinery ... No.
(xi) Saw mill and wood working machinery. "
(xii) Sewing and knitting Machines and Parts thereof—										
(a) Sewing and knitting machines... "	61	64	161	179	269	243	364	682	561	721
(b) Parts of sewing and knitting machines and accessories ... "
(xiii) Sugar machinery ... "
(xiv) Tea machinery ... "
(xv) Textile Machinery—										
(a) Cotton ... "
(b) Jute ... "
(c) Other sorts ... "
(xvi) Other sorts of machinery ... "	3,158	2,833	4,743	4,281	7,476
Total Machinery of all kinds including Belting for Machinery ... No.	3,406	3,609	5,572	5,659	8,197
K.—METALS—IRON AND STEEL—AND MANUFACTURES THEREOF—										
1. Iron—										
(a) Pig ... Cwt.	143	33
(b) Manufactures—										
(i) Angles, bolt, and rod. "	212	329	155	208
(ii) Bars and channel ... "	8,284	5,097	5,469½	7,102	5,108	3,703	2,338	2,778	2,917	2,346
(iii) Rice bowls ... "
2. Iron or Steel—										
(a) Anchors and cables ... "	326	602	616	1,054½	993	268	433	542	890	1,107
(b) Beams, pillars, girders and bridgework ... "	303	372	1,302	253	169	890
(c) Bolts and nuts... "	8	169	387	7	171	188
(d) Hoops and strips ... "	24	9
(e) Nails, rivets, and washers ... "	992	1,502	1,726	1,902½	2,153	735	1,077	1,385	1,548	1,796
(f) Pipes and fittings, cast ... "	337½	259½	290	381	204	220
(g) Rails, chairs, and fish-plates (excluding these for railways) ... "
(h) Screws... "
(i) Sheets and Plates—										
(i) Galvanized or tinned. "	69	62	428	422	59	107	334	304
(ii) Tinned ... "
(iii) Not galvanized or tinned ... "	1,595½	2,527	1,481	2,421	2,375	777	1,103	715	835	1,269
(j) Tubes and fittings, wrought ... "
(k) Wire ... "	383½	81	173	335	73	130
(l) Other manufactures of iron or steel ... "	61,890	1,848	2,890½	1,686	2,662	10,350	1,527	2,239	1,078	2,457
3. Steel—										
(a) Angle and spring ... "	200	408	348	75	170	110
(b) Bars and channel ... "	2,095½	2,833	1,508	2,541½	3,813	828	1,232	634	917	1,859
(c) Cast ... "
(d) Ingot, blooms, billets and slabs ... "
Total Metals—Iron and Steel—and Manufactures thereof Cwt.	76,865½	14,879	15,000½	19,958½	17,109	17,963	8,037	9,244	10,225	10,834
L.—METALS OTHER THAN IRON AND STEEL AND MANUFACTURES THEREOF—										
1. Aluminium ... Cwt.
2. Brass, Bronze and similar Amalgams—										
(a) Unwrought ... "	3
(b) Wrought ... "	159½	181½	402½	249½	520½	828	865	1,574	1,050	1,740
3. Copper—										
(a) Unwrought—										
(i) Tiles, ingots, cakes, bricks and slabs ... "
(ii) Other sorts ... "	56	19	45	109	44	58

ABSTRACT TABLES.
IMPORTS.

SEA-BORNE TRADE.

YEARS 1908-09 TO 1912-13.

Nos. 5 and 5a—continued.

Total Quantities and Value of Articles Imported in each Official Year from 1908-09 to 1912-13—continued.

ARTICLES.	5.—QUANTITIES.					5a.—VALUE.				
	1908-1909.	1909-1910.	1910-1911.	1911-1912.	1912-1913.	1908-1909.	1909-1910.	1910-1911.	1911-1912.	1912-1913.
III.—ARTICLES WHOLLY OR MAINLY MANUFACTURED— <i>continued.</i>						£	£	£	£	£
L.—METALS—OTHER THAN IRON AND STEEL—AND MANUFACTURES THEREOF— <i>continued.</i>										
3 Copper— <i>continued.</i>										
(b) Wrought—										
(i) Braziers and sheets ... Cwt.	53	128	175	483
(ii) Mixed or yellow metal for sheathing ... "
(iii) Wire, excluding wire of telegraph and telephone ... "
(iv) Other manufactures ... "	534½	209	356½	501	537	1,507	990	1,604	7,430	2,688
4. German silver ... "
5. Lead—										
(a) Unwrought—										
(i) Pig ... Cwt.
(ii) Other sorts ... "
(b) Wrought—										
(i) Sheets, pipes and tubes ... "
(ii) Sheets for tea chests. ... "
(iii) Other sorts ... "
6. Quicksilver ... "
7. Solder ... "
8. Tin—										
(a) Unwrought (blocks, ingots, bars and slabs) ... Cwt.	11	113
(b) Wrought, including plates or sheets, not being tinned iron ... "	984	1,288	1,351	1,566	2,384½	1,277	1,298	2,086	1,984	3,614
9. Zinc or Spelter—										
(a) Unwrought ... "	52	81
(b) Wrought or manufactured ... "	47¾	85½	305½	91	115	446
(c) Other sorts ... "	103¼	140	20	114	194	16
10. Metals, unenumerated ... "	693½	977	898¾	805½	1,951½	818	1,082	924	848	3,283
Total Metals—Other than Iron and Steel—and Manufactures thereof ... Cwt.	2,522	2,904½	3,261¾	3,535	5,393¾	4,635	4,713	6,846	7,013	11,325
M.—PAPER, PASTEBOARD AND STATIONERY—										
1. Paper—										
(a) Packing paper ... Cwt.	14,072	5,581
(b) Printing paper ... "	4	85½	46	37	146	111
(c) Writing paper and envelopes ... "	657	485	1,074	936	1,152
(d) Other kinds of paper, including paper manufactures ... "	19,569¾	5,016½	10,002½	7,648	931	4,402¾	2,732	4,576	3,254	1,850
2. Pasteboard, millboard and cardboard of all kinds ... "	85	136
3. Stationery (excluding paper) ... "	2,201	2,636	2,233	2,352	2,715
Total Paper, Pasteboard and Stationery ... Cwt.	7,297	5,999	7,994	6,678	11,298
N.—RAILWAY PLANT AND ROLLING STOCK—										
1. Carriages and wagons and parts thereof ... Cwt.	143	115
2. Locomotive engines and tenders and parts thereof ... "
3. Materials for Construction—										
(a) Bridgework ... Cwt.
(b) Rails, chairs, and fish-plates of steel or iron ... "	310	284	255	200	146	226
(c) Sleepers and keys of steel or iron ... "
(d) Sleepers of wood ... "	300	19½	58	5	267	116	24	4
(e) Other kinds of materials ... "
Total Railway Plant and Rolling Stock ... Cwt.	267	459	285	230

Nos. 5 and 5a—continued.

Total Quantities and Value of Articles Imported in each Official Year from 1908-1909 to 1912-13—continued.

ARTICLES.	5.—QUANTITIES.					5a.—VALUE.				
	1908-1909.	1909-1910.	1910-1911.	1911-1912.	1912-1913.	1908-1909.	1909-1910.	1910-1911.	1911-1912.	1912-1913.
III.—ARTICLES WHOLLY OR MAINLY MANUFACTURED— <i>continued.</i>						£	£	£	£	£
O.—TEXTILE FABRICS—										
1. Cotton—										
(a) Blankets ... Lbs.	95,163	2,754
(b) Canvas ... Yds.	66,919	38,400	61,024	83,168	104,686	1,349	1,350	1,880	2,876	3,059
(c) Handkerchief and shawls in the piece ... Nos.	397,468	254,376	331,320	418,000	608,963	3,771	3,358	5,345	6,218	10,411
(d) Hosiery ... Nos.	169	360	285	660	1,075
(e) Lace and patent net ... Yds.	271,244	902,382	1,320,857	566,166	1,707,942	2,430	3,654	3,429	1,156	3,951
(f) Piece goods—										
Grey (Unbleached)—										
(i) Chadars	1,421,980	14,056	11,512	8,050	18,796	15,965
(ii) Dhutis, saris, and scarves ...	1,247,243	1,099,927	602,824	1,575,740	206,259					
(iii) Drills and jeans	1,148,296					
(iv) Jaconets, including madapollams, mulls, and cambrics. ...	185,100	69,500	166,300	118,250	175,950	1,012	352	1,503	757	932
(v) Longcloth and shirtings ...	28,232,056	21,339,400	3,851,513	3,842,156	50,64,223	334,685	231,078	40,972	45,010	58,243
(vi) Printers
(vii) Sheetings ...	7,590,369	12,051,734	36,423,061	36,303,981	43,772,514	90,063	128,952	4,21,326	444,422	516,672
(viii) T cloth and domestics ...	1,300	349,302	199,054	37	4,571	2,626
(ix) Unspecified descriptions ...	385,867	185,389	117,590	98,970	27,918	5,025	2,646	1,454	1,159	416
White (Bleached)—										
(i) Chadars ...	570,962	249,271	720,584	577,890	676,406	7,123	4,072	10,759	10,334	8,925
(ii) Checks, spots, and stripes ...	341,510	279,945	441,551	457,359	577,192	3,309	2,582	6,016	5,181	6,550
(iii) Dhutis, saris and scarves	659,395	10,700
(iv) Drills and jeans ...	242,383	111,451	96,447	303,816	505,131	3,236	1,958	1,881	5,300	9,168
(v) Jaconets, madapollams, mulls, cambrics and muslins ...	1,025,259	637,120	245,480	919,363	835,330	9,014	5,946	2,903	9,826	8,15
(vi) Longcloth and shirtings ...	2,467,003	2,448,952	1,709,389	2,685,490	2,628,224	28,317	28,245	23,055	33,174	34,065
(vii) Nainsooks ...	49,172	125,098	94,335	58,800	427	1,127	873	453
(viii) Sheetings	452,120	6,311
(ix) T-cloth and domestics
(x) Twills
(xi) Unspecified descriptions ...	723,440	348,855	390,940	165,803	210,977	8,016	4,187	5,036	2,160	2,894
Coloured, Printed, or Dyed—										
(i) Cambrics, including madapollams, muslins, mulls, and jaconets ...	194,051	126,552	25,100	118,961	353,178	2,597	1,351	287	1,183	3,155
(ii) Chalars ...	2,898,906	3,133,463	3,139,333	4,281,354	1,232,707	43,228	47,688	48,603	66,486	19,105
(iii) Checks, spots, and stripes	257,440	4,058
(iv) Dhutis (including lungis)	1,644,753	30,536
(v) Drills and jeans ...	16,380	28,059	25,651	43,716	189,279	311	574	864	1,163	4,248
(vi) Prints and chintz ...	711,169	639,012	1,227,798	1,377,975	1,556,329	9,487	8,516	16,484	18,914	22,392
(vii) Saris and scarves	2,037,903	29,463
(viii) Shirtings ...	48,000	303,390	241,180	415,180	192,447	687	2,507	1,928	3,712	1,858
(ix) Twills
(x) Unspecified descriptions ...	4,346,049	5,241,825	3,518,786	4,028,575	4,040,470	59,863	73,042	53,032	63,809	61,916
Fents of all descriptions.
(g) Rope ... Lbs.	10,976	2,330	190	68
(h) Thread, sewing ...	20,579	32,142	35,318	34,156	49,638	1,173	1,482	1,763	1,658	3,581
(i) Towels in the piece
(j) Other sorts of manufactures ...	92,482	136,482	150,516	138,311	127,622	3,205	3,649	4,343	4,329	3,765
2.—Flax—										
(a) Bags and sacks
(b) Canvas ... Yds.	366	5,510	4,236	1,413	33	204	253	98
(c) Piece-goods
(d) Thread, sewing
(e) Other sorts ... Lbs.	896	2,434	1,321	11,116	21,198	53	66	28	188	1,057
3.—Hemp (excluding Cordage)—										
(a) Bags and sacks
(b) Cloth
4.—Jute—										
(a) Canvas
(b) Gunny bags ... Nos.	7,33,923	462,430	430,870	440,510	571,700	15,238	9,773	8,148	8,889	13,793
(c) " cloth ... Yds.	18,713	55,900	71,655	105,270	100,619	265	636	646	1,950	1,901
(d) Rope and twine ... Cwt.	650	743	675½	1,235½	1,025	1,093	1,345	1,172	2,102	1,603
(e) Other kinds	35	18	34	303	50	182

ABSTRACT TABLES.
IMPORTS.

SEA-BORNE TRADE.

YEARS 1908-09 TO 1912-13.

Nos. 5 and 5a—continued.

Total Quantities and Value of Articles Imported in each Official Year from 1908-09 to 1912-13—continued.

ARTICLES.	5.—QUANTITIES.					5a.—VALUE.				
	1908-1909.	1909-1910.	1910-1911.	1911-1912.	1912-1913.	1908-1909.	1909-1910.	1910-1911.	1911-1912.	1912-1913.
III.—ARTICLES WHOLLY OR MAINLY MANUFACTURED— <i>continued.</i>						£	£	£	£	£
O.—TEXTILE FABRICS— <i>continued.</i>										
5. Silk—										
(a) Goods of silk mixed with other materials ... Yds.	14,597	12,258	22,550	24,922	31,831	632	574	885	861	1,516
(b) Silk piece-goods ... "	293,242	337,147	371,799	413,186	431,640	18,114	22,098	26,832	26,477	30,966
(c) Thread for sewing ... Lbs.	3,237	2,763	614	833	535	447	249	135
(d) Other sorts ... "	25,129	6,839	7,867	8,593	9,194	2,631	935	983	1,063	1,225
6. Wool—										
(a) Braids ... Lbs.
(b) Carpets and rugs ... "	42,159	53,065	77,775	76,863	163,496	2,348	3,093	4,246	5,201	9,834
(c) Hosiery ... "	51
(d) Piece-goods ... Yds.	12,152	13,092	13,269	21,073	27,470	915	1,143	1,293	1,599	1,577
(e) Shawls ... No.	1,762	728	4,492	1,822	101	147	291	237
(f) Other sorts ... Lbs.	2,593	3,186	14,891	5,886	6,801	124	350	775	388	419
Total, Textile Fabrics ... Lbs	6,74,944	6,15,604	7,10,801	7,97,142	10,00,778
P.—MISCELLANEOUS—										
1. Baskets and basketware
2. Brushes and brooms
3. Building and Engineering Materials, other than of Iron, Steel or Wood—										
(a) Asphalt
(b) Bricks ... Nos.	126,345	695
(c) Cement ... Cwt.	10,484	600	1,521	1,421	1,073	1,642
(d) Chalk and lime (excluding French chalk)	18,429	779	671	525	952	1,067
(e) Clay
(f) Pipes of earthenware ... Cwt.	1,876	557
(g) Tiles ... Nos.	16,750	44,055	22,990	31,030	249	270	137	158
(h) Other sorts	126	82	65	68	1,166
4. Candles of all kinds ... Lbs.	117,846	136,230	195,225	292,945	235,514	1,851	2,215	2,978	4,320	3,185
5. Caoutchouc manufactures (except apparel and boots and shoes)	61	275	272	128
6. Coir, manufactured (excluding rope) ... Cwt.	161	888	751	168	219	602	104	95
7. Cordage and rope of vegetable fibre (excluding jute and cotton) ...	1,312	1,717	3,258	2,363	3,454	1,382	1,340	3,138	2,063	2,914
8. Cork manufactures ...	3½	21
9. Fire-works	37	345	352	174
10. Hair, manufactures of (other than toilet requisites)
11. Ivory, manufactured
12. Jewellery (not being Imitation Jewellery) excluding Precious Stones and Pearls Unset, also Plate of Gold and Silver—										
(a) Jewellery	2,151	403	494	331
(b) Plate of gold and silver	13	258
13. Matches—										
(a) Safety	2,485
(b) Other sorts	2,315	2,518	2,882	2,609	2,400
14. Mats and matting (except coir and caoutchouc) ... Sq. Yds.	379,276	296,336	339,460	318,182	511,686	3,005	2,173	2,115	2,564	4,956
15. Oil-cloth and floor-cloth ...	564	2,368	2,477	2,436	41	170	176	178
16. Packing—Engine and Boiler—of all kinds, including asbestos
17. Perfumed spirit ... Gals	123	111	120	137	225	266	279	390
18. Perfumery (not being perfumed spirits)	3,470	4,249	4,623	8,348	6,155
19. Pitch, Tar, and dammar ... Cwt.	396	880	367½	262	134	236	142	110
20. Polishes—										
(a) Polishes and composition for application to leather
(b) Polishes and composition for application to metals, etc.
21. Printing and Lithographing Materials (excluding Paper)—										
(a) Printing type
(b) Other materials	245	110	85
22. Ships, parts of (including launches and boats)	325	277	1,397	1,288	2,285
23. Smokers' requisites (excluding tobacco)	1,330

SEA-BORNE TRADE.

ABSTRACT TABLES.
IMPORTS.
YEARS 1908-09 TO 1912-13.

Nos. 5 and 5a—concluded.

Total Quantities and Value of Articles Imported in each Official Year from 1908-09 to 1912-13—concluded.

ARTICLES.	5.—QUANTITIES.					5a.—VALUE.				
	1908-1909.	1909-1910.	1910-1911.	1911-1912.	1912-1913.	1908-1909.	1909-1910.	1910-1911.	1911-1912.	1912-1913.
III.—ARTICLES WHOLLY OR MAINLY MANUFACTURED—continued.						£	£	£	£	£
F.—MISCELLANEOUS—continued.										
24. Soap—										
(a) Household and laundry soap in bars or tablets ... Cwt.	12,547½	15,175
(b) Toilet soap
(c) Other sorts	7,070	8,303½	9,107½	10,302	160	7,935	10,038	11,386	13,447	563
25. Strach and farina	6,732½	5,247
26. Sticks and whips	73	147	236	133
27. Stones and Marble—articles of
28. Tea Chests, entire or in Sections—										
(a) Of iron or steel or other metal Cwt.
(b) Of wood
29. Toilet requisites (not specified elsewhere)	1,168
30. Toys and Requisites for Games and Sports, including Fishing Tackle—										
(a) Toys Cwt.
(b) Requisites for Games and Sports (excluding Fire-arms, etc.)—										
(i) Playing cards ... Cwt.
(ii) Other sorts	643	1,074	1,271	1,007	1,606
31. Umbrellas and Umbrella fittings—										
(a) Umbrellas, complete, including parasols and sunshades ... Nos.	4,890	9,682	14,566	20,763	14,140	423	675	960	955	923
(b) Umbrella fittings
32. All other articles of merchandise manufactured,	8,655	5,685	4,590	6,442	11,938
Total Miscellaneous ... Value	34,988	35,292	40,194	47,251	54,917
Total Articles Wholly or Mainly Manufactured ... Value.	811,169	746,309	866,264	959,943	1,250,628
IV.—MISCELLANEOUS AND UNCLASSIFIED—										
1. Animals, living—										
(a) Horses Nos.	76	150	84	225	159	711	1,099	821	1,989	1,533
(b) Other kinds	21,472	77,147	84,736	86,054	89,828	50,008	45,830	49,633	45,594	49,655
2. Art, works of (other than pictures)	1,030	646	1,015
3. Books, printed, and printed matter (not being stationery), including maps and charts ... Cwt.	217½	301½	421½	553½	612½	1,491	1,896	2,406	3,346	3,551
4. Coral	71
5. Feathers Lbs.	5,363	4,426	3,550	3,395	2,194	6,695	5,573	4,237	4,182	2,485
6. Fodder, bran, and cattle-food (excluding oilcake) ... Cwt.	11,122	10,433	12,68	1,629	15,776	3,736	3,091	3,282	3,082	4,523
7. Manures—										
(a) Artificial and mineral manures Tons.
(b) Bones	73	55½	112½	144	245	142
(c) Fish manures and guano, ..	209	12½	546	371
(d) Other kinds, excluding oilcake
8. Oilcakes
9. Plants, living, including bulbs and seeds for sowing
10. Precious stones and pearls, insect	7,284	13,532	18,697	36,205	21,239
11. Prints, Engraving and Pictures—										
(a) Photographs and Picture post-cards
(b) Others
12. Shells (clanks, sankhi, large ornamental shells, cowra, mother-of-pearl shells and oyster shells) ... Cwt.	5,555	3,212	4,423½	4,886½	5,439½	7,360	6,486	13,382	15,053	16,702
13. Specimens illustrative of natural science	1,041	741	993	1,144	1,729
14. Articles imported by post, Total Miscellaneous and Unclassified ... Value.	40,036	46,572	53,244	50,878	72,046
Merchandise, Grand Total (exclusive of Government Stores) ... Value.	2,805,262	2,956,054	3,106,131	3,296,659	3,970,884
Treasure—										
Gold Value.	152,105	143,354	143,084	296,775	123,140
Silver	353,019	374,758	295,340	517,825	287,696
Total Value of Private Treasure ... Value.	475,124	518,112	438,424	814,600	410,236
Grand Total, Private Merchandise and Treasure ... Value.	3,280,386	3,474,166	3,544,555	4,111,259	4,381,120

QUANTITIES AND VALUE OF
GOOD EXPORTED.

SEA-BORNE TRADE.

YEARS 1908-09 TO 1912-13.

Nos. 6 and 6a.

Total Quantities and Value of Articles Exported in each Official Year from 1908-09 to 1912-13.

ARTICLES.	6—QUANTITIES.					6a—VALUE.				
	1908-1909.	1909-1910.	1910-1911.	1911-1912.	1912-1913.	1908-1909.	1909-1910.	1910-1911.	1911-1912.	1912-1913.
I.—FOOD, DRINK, AND TOBACCO—										
A.—FISH (EXCLUDING CANNED FISH)—										
1. Fish, dry, unsalted ... Lbs.	100,571	124,656	114,380	74,746	575,796	£ 525	£ 1,275	£ 612	£ 391	£ 3,355
2. " " salted ... "	246,481	439,492	432,334	676,960	542,640	11,674	2,781	2,662	4,989	2,892
3. Fishmaws and sharkfins ... "	489,972	463,848	526,400	671,160	286,048	8,990	7,359	10,638	7,634	3,616
4. Fish, wet, salted (Nagapi). "
Total, Fish ... Lbs.	837,024	1,027,996	1,073,114	1,422,866	1,414,484	11,189	11,415	13,912	13,064	9,862
B.—FRUITS AND VEGETABLES—										
1. Fresh Fruits and Vegetables—										
<i>(a) Fresh Fruits—</i>										
(i) Cocoanuts ... Nos.	105,233	26,589	13,168	30,016	5,136	435	110	78	157	37
(ii) Others ... Value.	210	383	255	408	569
<i>(b) Fresh vegetables of all kinds ... "</i>										
2. Fruits and Vegetables: Dried, Salted or preserved, all sorts ... Cwt.	61,842	122,519	66,974½	90,127½	143,132	44,392	48,044	27,608	40,071	70,731
Total, Fruits and Vegetables. Cwt.	46,979	50,824	50,811	43,355	74,636
C.—GRAIN, PULSE AND FLOUR—										
1. Barley ... Cwt.	717	952	3,526	2,967	11,873	219	285	931	953	4,242
2. Gram ... "	9,102½	5,871	5,615½	5,066	4,928	3,614	2,676	2,638	2,028	2,366
3. Jawar and Bajra ... "	158,968	106,333	178,497	186,793	188,992	55,322	34,504	48,242	58,685	74,279
4. Oats ... "	103	60
5. Pulse ... "	5,851½	5,391	6,212½	4,199	3,500	3,057	2,556	3,175	2,049	1,841
6. Rice in the husk ... "
7. " not in the husk ... "	232,725	290,441	336,269½	367,082	393,078	114,500	1,20,016	139,230	159,889	188,509
8. " flour ... "
9. Wheat ... "	5,159½	4,376½	4,589	4,822	7,240	2,876	2,143	2,293	2,414	4,126
10. " flour ... Lbs.	6,637,792	5,349,580	4,235,154	6,789,104	15,425,775	37,257	28,818	20,830	31,976	91,693
11. Other sorts ... "	3,392½	3,570	2,608	12,101½	7,958	1,787	1,976	1,025	4,412	3,647
Total, Grain, Pulse and Flour. Cwt. & Lbs.	475,730 ⁵⁶ / ₁₀₀	464,748	575,132	643,648	755,299	218,692	1,93,064	2,18,364	262,406	371,003
D.—LIQUORS—										
1. Spirits ... Gals.	4,627½	4,776	3,210	2,530	3,837	1,674	1,728	1,294	1,051	1,666
2. Wines ... "	5,482	3,918	766	1,110	628	1,714	583	388	383	422
3. Other Sorts of Liquors ... "	6,579	1,852	1,447	10,248	2,685	920	332	210	712	1,128
Total, Liquors ... Gals.	16,688½	9,646	5,423	13,888	7,150	4,308	2,643	1,842	2,146	3,216
E.—PROVISIONS AND OILMAN'S STORES—										
1. Biche-de-mer ... Lbs.	27,552	73,780	285,152	207,032	182	510	1,778	957
2. Butter ... "	13,137	13,984	22,072	25,149	26,682	488	653	948	1,203	1,405
3. Cheese ... "	1,715	1,993	2,795	1,405	1,870	77	109	97	61	69
4. Ghi ... "	787,565	868,777	542,094	702,858	768,973	22,371	25,344	15,877	20,328	24,433
5. Lard ... "	11,799	2,291	24	212	397	73	1	7
6. Pickles, chutnies and condiments ... Cwt.	399	518
7. Other sorts of provisions ... "	5,269½	5,565 ⁴ / ₁₀₀	4,231 ¹⁰ / ₁₀₀	6,527 ¹⁰⁰ / ₁₀₀	11,475	5,763	7,515	5,467	7,680	13,491
Total, Provisions and Oilman's Stores ... Cwt.	29,096	33,876	22,899	31,051	40,880
F.—SPICES—										
1. Betel-nuts ... Lbs.	7,980	4,368	1,558	5,754	6,890	126	87	23	87	98
2. Cardamoms ... "	9,732	12,623	7,776	10,283	6,293	541	547	469	649	697
3. Chillies ... "	104,330	119,384	9,097	94,856	232,527	659	1,984	1,286	1,155	2,226
4. Cinnamon ... "	145,646	94,472	97,888	114,128	222,215	2,537	1,860	1,819	2,031	3,980
5. Cloves ... "	59,240	112,430	93,534	133,224	76,746	1,180	2,147	2,119	3,287	1,862
6. Ginger ... "	922,941	910,434	1,00,734	740,323	1,697,878	17,768	13,915	20,117	15,094	29,166
7. Nutmegs ... "	7,789	3,374	6,160	2,240	2,660	212	135	135	46	75
8. Pepper ... "	190,378	128,836	194,474	165,333	288,456	3,846	2,121	3,713	3,429	6,478
9. Other Sorts ... "	513,925	557,912	667,331	735,089	1,399,373	17,642	8,471	10,468	11,145	17,933
Total, Spices ... Cwt.	1,931,961	1,943,841	2,160,392	2,001,230	3,933,038	34,511	31,214	40,149	36,923	62,515
G.—SUGAR—										
1. Sugar, Refined (including Sugar Candy and Confectionery) ... Cwt.	97,800½	88,129	94,818	84,605	140,479	71,271	68,547	75,497	73,889	120,473
2. Unrefined ... "	12,194½	4,665	10,107	5,769	11,110	7,606	3,037	6,981	4,731	7,802
3. Confectionery ... "	7,043½	10,984
Total, Sugar ... Cwt.	109,994½	92,794	104,925	90,314	158,632½	78,877	71,584	82,478	78,620	139,259

SEA-BORNE TRADE.

 QUANTITIES AND VALUE OF
 GOODS EXPORTED.
 YEARS 1908-09 TO 1912-13.

Nos. 6 and 6a—continued.

 Total Quantities and Value of the Principal and Other Articles of Foreign Merchandise Exported
 to Foreign Countries, in each Official Year from 1908-09 to 1912-13, from the Port of Aden—continued.

ARTICLES.	6—QUANTITIES.					6a—VALUE.				
	1908-1909.	1909-1910.	1910-1911.	1911-1912.	1912-1913.	1908-1909.	1909-1910.	1910-1911.	1911-1912.	1912-1913.
I.—FOOD, DRINK, TOBACCO— <i>continued.</i>						£	£	£	£	£
H.—TEA—										
1. Tea, black Lbs.	284,807	178,109	141,030	189,752	131,606	9,335	5,463	4,696	6,449	4,702
2. „ green „	150	7
3. „ waste, for the manu- facture of caffeine
Total Tea ... Lbs.	284,807	178,109	141,030	189,752	131,756	9,335	5,463	4,696	6,448	4,709
I.—OTHER FOOD AND DRINK—										
1. Coffee Cwt.	139,911	136,392	132,663½	127,806	152,874½	4,56,656	4,15,480	4,09,081	4,15,018	5,40,268
2. Salt Tons.	97,921½	59,393	67,686¼	107,616¾	162,501	41,402	20,591	27,281	41,107	54,840
Total other Food and Drink Cwt. & T.	498,058	4,36,071	4,36,362	4,59,125	5,95,116
J.—TOBACCO—										
1. Unmanufactured ... Lbs.	6,825,265	5,939,803	7,427,083	7,377,398	9,026,498	88,932	98,437	1,09,981	1,16,058	1,37,229
2. Manufactured—										
(a) Cigars „	2,059	109
(b) Cigarettes „	37,776	3,472
(c) Other sorts „	795,114	873,611	792,385	1,174,607	1,386,268	27,061	20,728	18,990	28,269	33,223
Total Tobacco ... Lbs.	7,620,379	6,813,414	8,219,468	8,552,505	10,452,541	1,15,993	1,19,165	1,28,971	1,44,327	1,74,038
Total Food, Drink and Tobacco . Value.	10,47,038	9,55,319	9,80,484	10,77,465	14,75,234
II.—RAW MATERIALS AND PRO- DUCE AND ARTICLES MAINLY UNMANUFACTURED—										
A.—COAL, COKE AND PATENT FUEL—										
1. Coal Tons.	87½	3,150	170	171	4,250	234
2. Coke „
3. Patent Fuel „	27½	45
Total Coal, Coke and Patent Fuel, Tons.	87½	3,150	197½	171	4,250	279
B.—Gums, Resins and Lac—										
1. Gums and Resins—										
(a) Arabic Cwt.	7,433½	10,054½	10,920	9,803½	11,045	10,161	12,214	16,195	17,556	16,907
(b) Benjamin „	501½	596	366	450½	806½	925	975	724	960	2,000
(c) Oilbanum or frankincense „	21,760	21,215	25,738	28,880	32,656½	19,902	19,003	30,140	35,473	35,110
(d) Rosin „	135	183
(e) Other sorts „	15,302	15,319	15,383	13,689½	14,612	20,383	20,354	20,849	23,107	21,556
2. Lac—										
1. Button „
2. Seed „
3. Shell „
4. Stick „
5. Other kinds (excluding lac-dye) „
Total Gums, Resins and Lac ... Cwt.	44,996½	47,184½	52,407	52,823½	59,255½	51,371	52,551	67,908	77,096	75,756
C.—HIDES AND SKINS, RAW AND DRESSED, AND LEATHER, UN- WROUGHT—										
1. Hides, Raw—										
(a) Buffalo hides { Cwt. & Nos
(b) Cow { Cwt. & Nos	25,299½	29,771	36,863½	31,176½	333,371½	78,541	1,06,711	1,32,453	1,08,880	1,46,221
(c) Other { Cwt. & Nos	252,990	297,713	363,620	311,753	33,688	983
2. Skins, Raw—										
(a) Goat skins { Cwt. & Nos	51,601	60,181	57,777	59,235½	57,989½	2,73,414	3,94,749	3,42,995	3,29,790	3,36,294
(b) Sheep „ { Cwt. & Nos	4,128,109	4,814,260	4,622,129	4,733,754	4,638,904	1,48,019	1,85,863	1,87,321	1,86,386	2,07,948
(c) Other „ { Cwt. & Nos	2,038,171	2,236,761	2,083,644	2,127,279	2,263,095	9,526	19,018	22,500	24,303	22,419
	1,830½	3,041½	4,587½	4,480	4,669					
	585,802	972,675	1,468,155	1,433,710	1,494,188					

QUANTITIES AND VALUE OF
GOODS EXPORTED.
YEARS 1908-09 TO 1912-13.

SEA-BORNE TRADE.

Nos. 6 and 6a—continued.

Total Quantities and Value of the Principal and Other Articles of Foreign Merchandise Exported to Foreign Countries, in each Official Year from 1908-09 to 1912-13, from the Port of Aden—continued.

ARTICLES.	QUANTITIES.					VALUE.					
	1908-1909.	1909-1910.	1910-1911.	1911-1912.	1912-1913.	1908-1909.	1909-1910.	1910-1911.	1911-1912.	1912-1913.	
II.—RAW MATERIALS AND PRODUCE AND ARTICLES MAINLY UNMANUFACTURED—continued.											
C.—HIDES AND SKINS, RAW AND DRESSED, AND LEATHER, UNWROUGHT—continued.											
3. Cuttings of hides and skins (raw) ...	Cwt. & Nos.	35	294	
4. Hides, Tanned or Dressed—											
(a) Buffalo hides ...	Cwt. & Nos.	
(b) Cow „ ...	Cwt. & Nos.	405½	1½	42½	978	10	8	300
(c) Other „ ...	Cwt. & Nos.	4,055	15	432	
5. Skins, Tanned or Dressed—											
(a) Goat Skins ...	Cwt. & Nos.	119½	216	241½	367½	250	605	1,101	1,611	2,389	1,794
(b) Sheep ...	Cwt. & Nos.	210½	50	70	182½	1,396	300	493	1,288
(c) Other ...	Cwt. & Nos.	9	255
6. Unwrought ...	Cwt.	35½	3½	120	84	2
Total Hides and Skins, Raw and Dressed, and Leather, Unwrought ...	Cwt. & Nos.	105,193½	121,168	125,602½	121,925½	125,430½	5,12,479	7,07,442	6,87,310	6,52,333	7,17,798
D.—METALLIC ORES AND SCRAP METAL FOR RE-MANUFACTURE—											
1. Ores—											
(a) Copper ...	Cwt.	6	19	
(b) Iron	
(c) Lead	
(d) Tin	
(e) Manganese ore	
(f) Unenumerated	
2. Scrap Metal for Re-manufacture—											
(a) Copper, old, for re-manufacture	202½	94	87	81½	445½	300	92	229	195	1,256
(b) Iron or Steel, old, for re-manufactures	1,974	958	322	2,990	191	91	51	120
Total Metallic Ores and Scrap Metal for Re-manufacture ...	Cwt.	2,182½	992	87	403½	3,435½	510	183	229	246	1,376
E.—OILS—											
1. Animal ...	Gallons.	2,345½	10,626	4,794	4,005	149	391	147	155
2. Essential—											
(a) Lemongrass oil
(b) Other sorts	1,361	593	616	553	292	309
3. Mineral—											
(a) Kerosine ...	Gallons.	726,207	552,311	703,712	621,711	1,043,870	23,182	18,471	22,357	18,886	36,435
(b) Paraffin wax ...	Cwt.	2
(c) Other kinds ...	Gallons.	8,829	1,000
4. Vegetables, Non-essential—											
(a) Castor	229	76
(b) Coconut	1,409	1,261	1,311	2,033	1,585	171	164	198	301	262
(c) Cotton seeds
(d) Ground-nut
(e) Linseed	641	169
(f) Mustard or rape
(g) Niger seeds
(h) Sesamum (til or jinjili) ...	Cwt.	63,257	60,551	71,543	76,424	65,997	8,410	6,809	7,772	9,086	9,392
(i) Dregs of jinjili oil
(j) Other sorts ...	Gallons.	5,004	9,439	1,592	4,013	119	887	732	239	682	51
Total Oils ...	Gallons.	798,223	623,562	790,145	709,568	1,125,897	32,799	26,176	31,510	29,394	47,791

SEA-BORNE TRADE.

QUANTITIES AND VALUE OF
GOODS EXPORTED.
YEARS 1908-09 TO 1912-13.

Nos. 6 and 6a—continued.

Total Quantities and Value of Articles Exported in each Official Year from 1908-09 to 1912-13—continued.

ARTICLES.	6—QUANTITIES.					6a—VALUE.				
	1908-1909.	1909-1910.	1910-1911.	1911-1912.	1912-1913.	1908-1909.	1909-1910.	1910-1911.	1911-1912.	1912-1913.
II.—RAW MATERIALS AND PRODUCE AND ARTICLES MAINLY UNMANUFACTURED—continued.										
F.—SEEDS—										
1. Oil Seeds—										
(i) Essential—										
(a) Ajama Cwt.	98	13	55	12
(b) Ajwan "	215½	247	253½	142	368½	217	234	234	118	306
(c) Aniseed "
(d) Assalia "	5	5
(e) Caraway "	5	4
(f) Coriander "	249	194	205	274½	325	235	185	209	245	288
(g) Cummin (other than black) "	599½	413	402½	479	649	730	540	547	701	848
(h) Cummin black "
(i) Fennel "	139½	119	126	120½	234	166	118	125	112	215
(j) Fenugreek "	73½	116	133	164½	112½	51	74	76	124	79
(k) Sawa or dil "
(l) Other sorts "	79	221
(ii) Non-Essential—										
(a) Castor Cwt.
(b) Copra or coconut kernal "	46	177½	33½	28	56	180	45	43
(c) Cotton "	767	422½	38½	485	233	15
(d) Ground-nuts... .. "	386½	378	603½	819	1,052	323	241	373	610	735
(e) Linseed "	348	179
(f) Mowa or Mowra "
(g) Mustard "	8	9
(h) Niger "
(i) Poppy "
(j) Rape "
(k) Sesamum (til or jinjili) "	5,863½	4,604	5,998	5,605	7,204	4,390	3,426	4,338	4,339	6,135
(l) Tea "
(m) Other sorts... .. "	523½	1,094	475	520	304½	872	995	526	655	799
2. Other than oil seeds "	93	204
Total Seeds ... Cwt.	8,194½	7,165	9,141½	8,580	10,957½	7,110	5,813	7,093	7,182	10,097
G.—TALLOW, STEARINE AND WAX—										
1. Tallow and stearine (including grease and animal fat) Cwt.										
2. Wax of all kinds, other than paraffin wax (excluding candles) "	468½	514	698	760½	798	601	592	768	999	1,232
Total Tallow, Stearine and Wax. Cwt.	5,426½	4,681	2,515½	3,797½	1,975½	31,184	30,287	15,306	22,238	12,533
H.—TEXTILE MATERIALS—										
1. Raw—										
(a) Cotton Cwt.	248½	1,376	1,644½	3,183½	2,219	399	3,119	3,380	5,398	5,443
(b) Flax Lbs.
(c) Hemp Cwt.	19½	21
(d) Jute "	718½	499½	956½	360	995	893	657	1,085	431	1,031
(e) Silk—										
(i) Mulberry Silk, excluding Tasar and other Wild Silks—										
Raw Lbs.	16,160	9,988	15,118	10,294	10,596	4,183	3,693	4,555	3,299	3,906
Chasam or waste "
Cocoons "
(f) Wool "	1,751	76
2. Twist and Yarn—										
(a) Cotton—										
Mule and Water Nos. 1 to 10 Lbs.	641,237	21,719
Mule and Water Nos. 11 to 20 "	560,784	21,492
Mule and Water Nos. 21 to 30 "	21,400	1,163
Mule and Water Nos. 21 to 40 "	145,850	8,284
Mule and Water above No. 40 "	21,750	2,081
Orange, Red, and other colours—										
Orange Nos. 1 to 20 "	294,900	12,339
" " 20 to 40 "	159,358	9,047
" " above No. 40 "	8,500	525

QUANTITIES AND VALUE OF
GOODS EXPORTED

YEARS 1908-09 TO 1912-13.

SEA-BORNE TRADE.

Nos. 6 and 6a—continued.

Total Quantities and Value of Articles Exported in each Official Year from 1908-09 to 1912-13—continued.

Articles.	6.—QUANTITIES.					6a—VALUE.				
	1908-1909.	1909-1910.	1910-1911.	1911-1912.	1912-1913.	1908-1909.	1909-1910.	1910-1911.	1911-1912.	1912-1913.
II.—RAW MATERIALS, AND PRODUCE AND ARTICLES MAINLY UNMANUFACTURED—continued.						£	£	£	£	£
H.—TEXTILE MATERIALS—continued.										
2.—Twist and Yarn—continued.										
Unspecified Descriptions of Twist and Yarn ... Lbs.	1,152,292	1,339,158	1,315,045	1,359,508	25,172	36,269	45,333	47,683	51,840	1,082
(b) Flax "
(c) Jute "
3.—Rhea, ramie or china grass Cwt.
Total, Textile Materials	41,744	52,802	56,603	60,974	83,209
I.—WOOD AND TIMBER—										
1.—Timber other than Railway Sleepers—										
(a) Teak wood C. Tons.	6 ⁰ / ₁₀	17 ⁵ / ₁₀	8 ¹ / ₂	53	173	63
(b) Other Timber "	1,233 ⁴ / ₁₀	876	957	1,228	1,117	5,073	3,918	3,212	5,333	4,955
2.—Wood—										
(a) Fire-wood Tons.	189	131
(b) Ornamental Wood—										
(i) Ebony "	20
(ii) Sandal "	263	245	204	298	352
(iii) Other kinds "	560	399	93	339	195
Total, Wood and Timber ... Tons.	5,949	4,562	3,509	6,143	5,716
J.—Miscellaneous—										
1. Bristles Cwt.
2. Fibre for brushes and brooms "
3. Canes and rattans "	101 ¹ / ₂	70	90 ¹ / ₂	179	554	232	138	149	479	1,124
4. Caoutchouc, raw "	67
5. Coir, unmanufactured "	94 ¹ / ₂	107
6. Horns, tips and pieces of horn and hornmeal "	25	37	122 ¹ / ₂	45	5 ¹ / ₂	85	165	234	141	203
7. Ivory, unmanufactured... Lbs.	100,040	145,404	107,632	77,132	53,788	55,455	76,170	51,666	41,075	27,461
8. Paper-making Materials—										
1. Rags Cwt.
2. Other materials "
9. Shells and Cowries—										
(a) Cowries Cwt.	1,353 ¹ / ₂	2,230	168	287	343 ¹ / ₂	1,085	1,618	602	585	1,316
(b) Tortoise shell (including nakhla or nakh) ... Lbs.	17,764	15,930	12,488	18,399	8,419	4,375	3,403	2,929	2,900	2,841
10. Stone and marble ... Cwt.	118 ¹ / ₂	166	135	472	62	304	73	196
11. Mica (commercially called tale)... .. "	10	7
12. Jade stone "
13. All other articles of merchandise "
Unmanufactured Value.	388	517	125	236	301
Total, Miscellaneous ... Value.	61,682	82,011	56,009	45,489	33,626
Total, Raw Materials and Produce and Articles Mainly Unmanufactured Value.	745,429	9,62,419	9,26,416	9,06,344	9,94,413
III.—ARTICLES WHOLLY OR MAINLY MANUFACTURED—										
A.—APPAREL—										
1. Apparel (including drapery, uniforms, accoutrements, but excluding hosiery) Value.	6,000	5,357	5,606	6,431	10,823
2. Haberdashery and Millinery "	1,514
3. Boots and Shoes... .. Pairs.	4,670	4,630	4,566	4,547	15,842	448	391	470	385	2,162
Total, Apparel (including Drapery, Uniforms, Accoutrements, but excluding Hosiery) Value.	6,448	5,748	6,086	6,816	14,499
B.—ARMS, AMMUNITION AND MILITARY STORES—										
1. Arms, ammunition and military stores Value.	880	781	573	633	514
Total, Arms, Ammunition and Military Stores Value.	880	781	573	633	514

SEA-BORNE TRADE.

QUANTITIES AND VALUE OF
GOODS EXPORTED.

YEARS 1908-09 TO 1912-13.

Nos. 6 and 6a—continued.

Total Quantities and Value of Articles Exported in each Official Year, from 1908-09 to 1912-13—continued.

Articles.	6—QUANTITIES.					6a—VALUE.				
	1908-1909.	1909-1910.	1910-1911.	1911-1912.	1912-1913.	1908-1909.	1909-1910.	1910-1911.	1911-1912.	1912-1913.
III.—ARTICLES WHOLLY OR MAINLY MANUFACTURED—continued.						£	£	£	£	£
C.—CARRIAGES AND CARTS (EXCLUDING RAILWAY CARRIAGES) AND PARTS THEREOF—										
1. Carriages and carts ... Nos.	64	1,189	657	1,347	570	949
2. Parts of carriages and carts "	333
Total, Carriages and Cars (excluding Railway Carriages and Parts thereof ... Nos.	1,189	657	1,347	570	1,282
D.—CHEMICALS AND CHEMICAL PREPARATIONS (EXCLUDING CHEMICAL MANURES) DRUGS AND MEDICINES—										
1. Alum Cwt	48	43
2. Arsenic "
3. Potassium Compounds—										
(a) Saltpetre "
(b) Other sorts "
4. Soda Compounds—										
(a) Borax "	22	36
(b) Other sorts "	11½	20
5. Other sorts of chemicals . "	7,493	5,949	6,028	6,239	9,332
Drugs and Medicines (excluding Chemical and Narcotics)—										
1. Alces Cwt.	192½	431	180	192	319	608	986	422	468	707
2. Assafetida "	112	39	325½	474	693½	252	90	819	512	3,077
3. Camphor Lbs.	8,808	224	1,288	248	16	32
4. Cinchona bark "
5. Galangal Cwt.	741½	1,582	841½	1,014	3,316	467	708	464	578	2,730
6. Nuxvomica (strychnia). "
7. Senna "	10	10
8. Opium Lbs.	1	2
9. Other sorts of drugs and medicines "	3,724	2,573	3,171	2,663	4,892
Total, Chemicals and Chemical Preparations (excluding Chemical Manures), Drugs and Medicines Lbs.	12,792	10,306	10,904	10,531	20,681
E.—HARDWARE AND CUTLERY, INCLUDING PLATED-WARE AND INSTRUMENTS—										
1. Hardware and cutlery, including plated-ware ... Cwt.	5,761	5,240	7,747	9,749	8,395
2. Instruments, Apparatus and Appliances—										
(a) Musical "	197	236	205	200	262
(b) Other kinds "	249	97	131	164	3,121
Total, Hardware and Cutlery, including Plated-ware and Instruments Cwt.	6,207	5,573	8,083	10,113	11,778
F.—DYES AND COLOURS—										
1. Dyeing and Tanning Substances—										
(a) Cutch and gambier ... Cwt
(b) Indigo "	262½	136	227½	79	1,979	4,190	1,606	2,618	867	25,614
(c) Myrobalans "
(d) Safflower "	473½	565	457	545	551	3,121	3,092	2,895	4,144	4,352
(e) Termeric "	1,834	918	1,362	1,229	2,904	1,822	1,101	1,254	1,462	3,101
(f) Other sorts (including lac-dye) "	250½	1,025	650	244	595	505	762	456	357	1,561
2. Paints and Painters' Materials—										
(a) Paints and Colours—										
(i) Graphite Cwt.
(ii) Other sorts "	803	606	453	593	546	1,946	1,633	1,769	1,577	2,163
3. Painters' materials "	50
Total, Dyes and Colours Cwt.	11,584	8,194	8,992	8,397	36,811

QUANTITIES AND VALUE OF
GOODS EXPORTED.

SEA-BORNE TRADE.

YEARS 1908-09 TO 1912-13.

Nos. 6 and 6a—continued.

Total Quantities and Value of Articles Exported in each Official Year from 1908-09 to 1912-13.—continued.

Articles.	6.—QUANTITIES.					6a.—VALUE.				
	1908-1909.	1909-1910.	1910-1911.	1911-1912.	1912-1913.	1908-1909.	1909-1910.	1910-1911.	1911-1912.	1912-1913.
II.—ARTICLES WHOLLY OR MAINLY MANUFACTURED— <i>continued.</i>						£	£	£	£	£
G.—FURNITURE, CABINET-WARE AND MANUFACTURES OF WOOD—										
1. Furniture and cabinet-ware ... Cwt.	503	553	486	1,024	1,308
2. Manufactures of wood (other than furniture and cabinet-ware) ... "	574	1,344	1,403	882	871
Total, Furniture, Cabinet-ware and Manufactures of Wood ... Cwt.	1,077	1,897	1,889	1,906	2,179
H.—GLASS-WARE AND EARTHENWARE—										
1. Glass and glassware ... Cwt.	3,133	1,891	2,356	2,721	3,195
2. Earthenware and porcelain (excluding pipe of earthenware) ... "	1,787	2,840	2,249	2,791	4,068
3. Lacquered-ware (of Indian Manufactures) ... "
Total, Glassware and Earthenware ... Cwt.	4,920	4,731	4,605	5,512	7,263
I.—LEATHER MANUFACTURES (EXCLUDING BOOTS AND SHOES)—										
1. Saddlery and harness ... Cwt.	206	185	95	96
2. Other sorts ... "	129	447	155	43	199
Total, Leather Manufactures (excluding Boots and Shoes). Cwt.	335	632	155	138	295
J.—MACHINERY AND MILL-WORK OF ALL KINDS—										
1. Machinery and mill-work of all kinds ... Cwt.	933	1,391	729	2,146	515
Total Machinery and Mill-work of all kinds ... Cwt.	933	1,391	729	2,146	515
K.—METALS—IRON AND STEEL AND MANUFACTURES THEREOF—										
1. Iron and Steel—										
(a) Pig ... Cwt.
(b) Manufactures—										
(i) Anchors and cables ... "	84½	231	217	405	322	69	202	183	344	275
(ii) Angles, bolt and rod ... "	25	29
(iii) Bars and channel ... "	4,773½	4,553½	3,216½	3,057	3,970	2,659	2,235	1,498	1,455	2,409
(iv) Hoops and strips ... "
(v) Nails, screws, rivets and washers ... "	645½	983	1,000	737	1,064	579	725	844	664	1,118
(vi) Pipes and fittings, cast ... "	23	50½	21	2	17	81	20	11
(vii) Sheets and plates (including galvanized and tinned plates) ... "	125	163	173	38	260	122	213	156	70	273
(viii) Tubes and fittings, wrought ... "	7	4
(ix) Other manufactures of iron or steel ... "	50,589½	10,530	2,637½	740½	6,642	8,777	3,101	2,249	625	793
Total Metals—Iron and Steel and Manufactures thereof... Cwt.	56,240½	16,460½	7,294½	4,998½	12,292	12,223	6,476	5,011	3,178	4,912
L.—METALS—OTHER THAN IRON AND STEEL AND MANUFACTURES THEREOF—										
2. Brass, Bronze and similar Amalgams—										
(a) Unwrought ... Cwt.	6½	86	29	199
(b) Wrought ... "	200½	70	389½	229½	588	513	205	1,008	602	1,381
3. Chromite (Chrome iron ore) ... "
4. Copper—										
(a) Unwrought ... "	29	74
(b) Wrought sheets and other manufactures ... "	246	203	304½	360½	456	1,103	880	1,145	1,691	1,974
5. Lead—										
(a) Pig ... "
(b) Other sorts ... "	8	1	11

SEA-BORNE TRADE.

QUANTITIES AND VALUE OF
GOODS EXPORTED.

YEARS 1908-09 TO 1912-13.

Nos. 6 and 6a—continued.

Total Quantities and Value of Articles Exported in each Official Year from 1908-09 to 1912-13—continued.

ARTICLES.	6.—QUANTITIES.					6a.—VALUE.				
	1908-1909.	1909-1910.	1910-1911.	1911-1912.	1912-1913.	1908-1909.	1909-1910.	1910-1911.	1911-1912.	1912-1913.
III.—ARTICLES WHOLLY OR MAINLY MANUFACTURED—continued.										
L.—METALS—OTHER THAN IRON AND STEEL AND MANUFACTURES THEREOF—continued.										
6. Tin—										
(a) Unwrought (blocks, ingots, bars and slabs). Cwt.	17	34
(b) Wrought, including plates or sheets not being tinned iron ... "	231½	53	162	215	90	346	69	237	453	296
7. Zinc or spelter, all sorts ... "	184	86	141½	195½	188	201	75	163	244	327
8. Metal nomenclated ... "	597½	443½	866	396½	849	729	631	889	484	1,023
Total Metals—Other than Iron and Steel and Manufactures thereof ... Cwt.	1,482½	970½	1,863½	1,399½	2,171	2,956	2,133	3,442	3,485	5,001
M.—PAPER, PASTEBOARD AND STATIONERY—										
1. Paper—										
(a) Printing paper ... Cwt.
(b) Other kinds of paper (including paper manufactures) ... "	18,364	5,385	3,646½	4,420	9,765	3,881	1,977	1,657	1,879	4,713
2. Pasteboard, millboard and cardboard of all kinds ... "
3. Stationery (excluding paper) ... "	590	640	506	960	490
Total Paper, Pasteboard and Stationery ... Cwt.	18,364	5,385	3,646½	4,420	9,765	4,471	2,617	2,163	2,839	5,203
N.—RAILWAY PLANT AND ROLLING STOCK—										
1. Materials for construction (including sleepers of wood) ... Cwt										
2. Other sorts ... "	163	148
Total Railway Plant and Rolling Stock ... Cwt.	163	148
O.—TEXTILE FABRIC—										
1. Cotton—										
(a) Canvas ... Yards	31,972	34,566	26,976	43,816	70,391	997	834	955	1,351	2,143
(b) Handkerchiefs and shawls in the piece ... No.	28,121	22,288	41,955	80,952	186,148	603	214	507	1,337	2,417
(c) Hosiery ... "	119	103	207	549
(d) Piece-goods—										
Grey (Unbleached)—										
(i) Chadars and dhntis. Yards.	518,320	5,284
(ii) Drills and jeans ... "	592,122	9,551
(iii) T-cloths and domestics ... "
(iv) Shirtings ... "	11,967,435	1,39,951
(v) Other sorts ... "	41,034,861	32,459,991	36,473,075	43,920,068	32,705,434	4,73,488	3,72,758	4,27,724	5,37,149	4,17,685
White (Bleached)—										
(i) Chadars and dhntis. "	227,430	2,899
(ii) Drills and jeans .. "	106,215	2,237
(iii) T-cloths and domestics ... "
(iv) Shirtings ... "	1,585,811	2,353
(v) Other sorts ... "	3,293,091	3,103,073	2,890,160	2,816,740	1,753,148	35,950	36,696	35,200	35,426	20,713
Coloured, Printed or Dyed—										
(i) Lungis and saris ... Yards.	1,487,919	24,927
(ii) Drills and jeans ... "	84,640	1,968
(iii) Other sorts ... "	6,852,516	8,528,199	6,209,664	6,292,951	6,202,342	86,549	1,10,884	83,401	90,930	91,839
(e) Threads, sewing ... Lbs.	23,450	13,743	11,443	9,890	13,093	802	481	687	442	669
(f) Other sorts of manufactures ... "	74,615	78,237	75,235	65,270	96,722	2,379	2,878	5,489	4,170	3,283
2. Flax—										
(a) Bags and sacks ... "
(b) Other sorts ... "	8,144	127
3. Hemp (chiefly Sann)—										
(a) Manufactures (excluding cordage) ... "	20
4. Jute—										
(a) Canvas ... Yards.
(b) Gunny bags ... Do.	420,493	334,646	267,804	281,880	303,566	8,599	6,333	5,346	5,920	7,721
(c) Gunny cloth ... Yards.	16,243	30,225	12,500	12,884	219	281	147	309
(d) Rope and twine ... Cwt.	209½	301	738½	369	302½	239	401	797	673	526
(e) Other kinds ... "	224	13	62	35	105

QUANTITIES AND VALUE OF
GOODS EXPORTED.

SEA-BORNE TRADE.

YEARS 1908-09 TO 1912-13.

Nos. 6 and 6a.—continued.

Total Quantities and Value of Articles Exported in each Official Year from 1908-09 to 1912-13—continued.

ARTICLES.	6.—QUANTITIES.					6a.—VALUE.				
	1908-1909.	1909-1910.	1910-1911.	1911-1912.	1912-1913.	1908-1909.	1909-1910.	1910-1911.	1911-1912.	1912-1913.
III.—ARTICLES WHOLLY OR MAINLY MANUFACTURED—continued.						£	£	£	£	£
O.—TEXTILE FABRICS—										
5. Silk—										
(a) Goods of silk mixed with other material ... Yds.	18,961	23,735	105,079	34,233	5,345	622	1,014	4,184	1,289	242
(b) Silk piece-goods ... "	179,583	173,838	118,845	175,053	218,948	8,865	8,920	8,005	10,483	14,080
(c) Thread for sewing ... Lbs.	3,542	1,087	1,061	105	614	507	180	379	67	55
(d) Other sorts ... "	8,369	6,086	1,750	2,925	9,444	569	630	214	217	762
6. Wool—										
(a) Braids ... "	1,000	67
(b) Carpets and rugs ... "	24,459	28,974	23,216	51,597	79,270	1,737	2,138	1,644	3,511	5,426
(c) Piece-goods ... Yds.	2,282	2,823	2,667	9,537	3,159	212	262	351	767	222
(d) Shawls ... Nos.	600	984	176	501	132	78	30	47
(e) Other sorts ... Lbs.	7,931	7,109	26,853	6,481	3,856	429	354	1,622	406	291
Total, Textile Fabrics	6,28,861	5,45,299	5,84,926	6,93,557	7,82,568
P.—MISCELLANEOUS—										
1. Building and Engineering Materials, other than of Iron, Steel or Wood—										
(a) Bricks ... Ncs.	100	2
(b) Chalk and lime ... Cwt.	428	42
(c) Pipes of earthenware
(d) Tiles ... Nos.
(f) Other kind ... Cwt.	1,420	574	1,763½	1,272	2,204	240	146	186	216	363
2. Candles ... Lbs.	53,670	61,306	111,859	115,002	125,810	992	832	1,674	1,618	1,621
3. Caoutchouc	28
4. Coir manufactured (excluding rope) ... Cwt.	609½	71	28	54	700	89	37	77
5. Cordage fibre and rope of vegetable fire (excluding jute and cotton) ...	195½	822	1,722½	1,389	1,490½	137	690	1,517	1,191	1,504
6. Fire-works	281	192	85	137
7. Ivory, manufactured	685	17
8. Jewellery (not being Imitation Jewellery) excluding Precious Stones and Pearls, Unset, also Plate of Gold and Silver—										
(a) Jewellery	1,766	1,014	429	1,081	867
(b) Plate of gold and silver	79
9. Mats and matting except coir and caoutchouc ... Sq. Yds.	129,440	125,478	66,910	90,108	140,640	1,307	897	642	1,082	1,811
10. Oil-cloth and floor-cloth	12	2,885	1	69
11. Perfumery not being Perfumed Spirits—										
(a) Musk ... Ounces.
(b) Other sorts	3,222	6,158	5,961	7,309	10,520
12. Printing and lithograph-materials (excluding papers)	3
13. Ships parts of (including launches and boats) ... Cwt.	172	289	554	979	1,970
14. Soap ...	3,603½	5,462	5,733½	5,630½	7,229	4,535	6,630	7,121	7,720	9,699
15. Stone and marble
16. Toys and requisites for games and sports, including fishing tackle (other than fire-arms)—	222	244	339	214	356
17. Umbrellas, including parasols and sunshades ... Nos.	2,768	3,783	4,663	5,486	4,360	167	271	351	580	295
18. All other articles of merchandise manufactured	4,942	2,895	4,901	4,499	5,636
Total, Miscellaneous	19,087	20,436	23,867	26,612	35,096
Total, Articles Wholly or Mainly Manufactured	7,13,963	6,17,019	6,62,772	7,76,433	9,28,827
IV.—MISCELLANEOUS AND UN-CLASSIFIED—										
1. Animals, Living—										
(a) Cattle (excepting sheep and goats) ... Nos.	302	583
(b) Horses ...	76	24	31	101	480	152	653	425	1,461
(c) Sheep and goats	2,617	1,728
(d) Other kinds ...	10,655	3,789	3,366	3,860	190	10,517	7,769	4,941	9,971	1,019

SEA-BORNE TRADE.

QUANTITIES AND VALUE OF
GOODS EXPORTED.

YEARS 1908-09 TO 1912-13.

Nos. 6 and 6a—concluded.

Total Quantities and Value of Articles Exported in each Official Year from 1908-09 to 1912-13.

ARTICLES.	6.—QUANTITIES.					6a.—VALUE.				
	1908-1909.	1909-1910.	1910-1911.	1911-1912.	1912-1913.	1908-1909.	1909-1910.	1910-1911.	1911-1912.	1912-1913.
IV.—MISCELLANEOUS AND UN- CLASSIFIED—continued.						£		£	£	£
2. Art, works of	72	194	963
3. Books, printed, and printed matter (not being stationery) including maps and charts... Cwt.	178½	167	272½	341	338½	953	1,029	1,417	1,590	1,933
4. Coral Lbs.
5. Feathers "	214	302	189	484	322	216	343	226	462	898
6. Fodder, Bran and Cattle- food, excluding Oil-cakes—										
(a) Bran and pollard ... Tons.	38	217
(b) Other sorts Cwt	1,841½	5,881	3,974	7,292	5,965	647	1,848	825	1,171	1,117
7. Manures—										
(a) Bones Tons.	94	55	244	295½	259	177	997	649
(b) Fish manures and guano. "	76	49	80	108½	77	212	110	227	427	254
(c) Other kind "
8. Oil Cakes—										
(a) Castor cake Cwt.
(b) Coconut cake (Punac) ... "
(c) Cotton cake "
(d) Groundnut cake "
(e) Linseed, rape and sesa- mum cake "	26	12
(f) Others "	433	81
9. Plants, living, including bulbs	1
10. Precious stones and pearls, unset	19,520	29,173	41,000	85,433	59,133
11. Shells (chanks, sankhli large ornamental shells, cowras, Mother-of-pearl shell and oyster shells) Cwt.	3,865½	3,940	4,949½	4,491	4,431	9,251	12,424	18,333	17,691	26,619
12. Specimens illustrative of natural science	393	1,318	1,580	1,533	3,367
13. Articles exported by post ,	31,897	32,876	32,356	58,190	62,003
Total Miscellaneous and Unclassified	74,345	87,023	1,01,807	1,78,034	1,62,068
Merchandise, Grand Total (exclusive of Government Stores)	25,80,775	26,21,780	26,71,479	29,38,326	35,00,542
Treasure—										
Gold	1,29,652	1,48,365	1,58,915	3,73,432	3,86,508
Silver	3,66,689	3,88,667	3,59,389	4,35,795	4,03,780
Total Value of Private Treasure	4,96,341	5,37,032	5,18,304	8,09,227	7,90,288
Grand Total, Private Mer- chandise and Treasure	30,77,116	31,58,812	31,89,783	37,47,553	43,50,830

GENERAL IMPORTS.

SEA-BORNE TRADE.

YEARS 1908-09 TO 1912-13.

No. 7.

GENERAL IMPORTS IN THE YEARS 1908-09 TO 1912-13.

*Quantities and Value of Principal and Other Articles, Imported into the Port of Aden,
in each Official Year, from 1908-09 to 1912-13.*

ARTICLES AND COUNTRIES WHENCE IMPORTED.	Quantities.					Value.				
	1908-1909.	1909-1910.	1910-1911.	1911-1912.	1912-1913.	1908-1909.	1909-1910.	1910-1911.	1911-1912.	1912-1913.
I.—FOOD, DRINK, AND TOBACCO—										
A.—FISH (EXCLUDING CANNED FISH)—										
1. Fish, dry, unsalted—										
Bombay Lbs.	12,572	22,512	87	153
Somaliland	25,704	107
Other British Possessions	6,244	10,248	14,252	336	21	55	61	4
Malabar Coast
Total British Empire ... Lbs.	31,948	10,248	26,824	22,848	128	55	148	157
Dunkali Coast Lbs.	175,924	119,504	44,184	662	288	132
Mocha	79,156	178,024	32,676	493,360	197	467	91	1,287
Arabian Gulf Ports	63,420	152,488	207,648	202	746	811
Djibouti and Obokh	19,124	29,960	76	83
Other Foreign Countries ...	6,860	5,936	18,732	22,820	21,056	20	21	43	79	82
Total Foreign Countries ... Lbs.	6,860	343,560	346,220	252,168	722,064	20	1,158	881	1,048	2,180
Total British and Foreign Countries ... Lbs.	6,860	375,508	356,468	278,992	744,912	20	1,286	936	1,196	2,337
2. Fish, dry, salted—										
Somaliland Lbs.	57,204	15,232	32,900	316	74	135
Perim	11,987	80
India—Bombay	20,888	116
Other British Possessions ..	17,766	1,148	5,761	9,856	18,144	96	13	35	57	114
Total British Empire ... Lbs.	74,970	28,367	59,549	9,856	18,144	412	167	286	57	114
Dunkali Coast Lbs.	30,776	35,812	354	283
Independent Somali Ports ..	22,708	12,824	13,104	11,900	22,960	147	102	92	91	129
Mocha	93,672	310
Arabian Gulf Ports	39,452	28,364	70,112	267,260	190,848	114	150	334	1,356	1,013
Massowah	4,592	113
Djibouti and Obokh	19,152	71
Other Foreign Countries ...	11,368	11,984	21,784	9,156	19,376	71	91	114	60	76
Italy	25,256	212
Total Foreign Countries ... Lbs.	226,720	78,428	140,812	288,316	233,184	1,180	555	823	1,507	1,218
Total British and Foreign Countries ... Lbs.	301,690	106,795	200,361	298,172	251,328	1,592	722	1,109	1,564	1,332
3. Fishmaws and Sharkfins—										
Somaliland Lbs.	27,020	23,079	43,232	17,080	9,632	261	285	442	105	81
Other British Possessions ..	560	1,344	280	784	896	3	37	3	6	11
Total British Empire ... Lbs.	27,580	24,423	43,512	17,864	10,528	264	322	445	111	92
Dunkali Coast Lbs.	47,152	51,968	68,712	53,256	14,672	497	489	694	502	133
Independent Somali Ports ..	38,892	23,156	24,612	20,720	505	242	291	127
Mocha	29,456	31,640	56,420	60,396	13,776	199	348	756	581	109
Djibouti, etc.	11,872	113
Arabian Gulf Ports	64,456	60,480	77,168	88,172	72,016	1,092	928	1,343	1,227	712
Turkey in Asia	8,960	107
Other Foreign Countries ...	16,324	12,040	2,688	11,340	9,072	144	129	31	100	91
Total Foreign Countries ... Lbs.	205,240	179,284	241,472	233,884	109,536	2,544	2,136	3,228	2,537	1,045
Total British and Foreign Countries ... Lbs.	232,820	203,707	284,984	251,748	120,064	2,808	2,458	3,673	2,648	1,137
Total Fish ... Lbs.	541,370	686,010	841,813	828,912	1,116,304	4,420	4,466	5,718	5,408	4,806
B.—FRUITS AND VEGETABLES—										
1. Fresh Fruits and Vegetables—										
(a) Fresh Fruits—										
(i) Coconuts—										
Zanzibar and Pemba ... No.	143,200	33,688	46,295	593	164	248
Mauritius and Dependencies ...	34,700	28,700	26,300	41,900	20,500	150	151	166	246	115
Other British Possessions ..	800	16,975	200	10,960	3	98	1	43
Total British Empire ... No.	178,700	62,398	43,275	88,395	31,460	746	315	264	495	158
Other Foreign Countries .. No.	10,820	850	1,850	1,650	35	3	11	11
Total Foreign Countries ... No.	10,820	850	1,850	1,650	35	3	11	11
Total British and Foreign Countries ... No.	178,700	73,218	44,125	90,245	33,110	746	350	267	506	169

SEA-BORNE TRADE.

GENERAL IMPORTS.

YEARS 1908-09 TO 1912-13.

No. 7—continued.

GENERAL IMPORTS IN THE YEARS 1908-09 TO 1912-13—continued.

Quantities and Value of Principal and Other Articles, Imported into the Port of Aden, in each Official Year, from 1908-09 to 1912-13—continued.

ARTICLES AND COUNTRIES WHENCE IMPORTED.	Quantities.					Value.				
	1908-1909.	1909-1910.	1910-1911.	1911-1912.	1912-1913.	1908-1909.	1909-1910.	1910-1911.	1911-1912.	1912-1913.
I.—FOOD, DRINK, AND TOBACCO —continued.						£	£	£	£	£
B.—FRUITS AND VEGETABLES—contd.										
1. Fresh Fruits and Vegetables— —continued.										
(a) Fresh Fruits—continued.										
(ii) Other—										
Zanzibar, etc. ... Value.	206	394	478	364	451
United Kingdom ... "	106	224	403	537
India—Bombay ... "	481	604	526	472	468
Other British Possessions. "	139	114	26	64	49
Total British Empire ... Value.	932	1,112	1,254	1,303	1,505
Turkey in Asia ... Value.	143
Austria "	85
Italy "	1,172	1,330	657	539	388
Egypt "	965	633	896	1,163	883
Other Foreign Countries. "	43	56	144	88	70
Java "	503
Northern Africa ... "	152
Total Foreign Countries ... Value.	2,265	2,019	1,697	1,933	1,996
Total British and Foreign Countries ... Value.	3,197	3,131	2,951	3,236	3,501
(b) Fresh Vegetables of all kinds—										
Somaliland ... Value.
United Kingdom "	182	79
Zanzibar, etc. "	468	405
Malta "	77	97
India—Bombay "	3,248	3,127	1,269	2,884	1,170
" Karachi "	178	333	299	309	184
Other British Possessions... "	21	98	100	134	101
Total British Empire ... Value.	3,706	3,655	2,136	3,406	1,860
Austria Value.	290	117	297
France "	1,084	1,703	1,352	315	947
Italy "	1,188	1,093	1,040	1,996	1,631
Massowah "	78	119	102	143
Dunkali Coast "	262
Egypt "	1,521	1,143	2,544
Hodeida "	77
Djibouti and Obokh ... "	72
Other Foreign Countries... "	90	145	109	67	173
Total Foreign Countries ... Value.	3,064	3,060	4,216	3,920	5,438
Total British and Foreign Countries ... Value.	6,770	6,715	6,352	7,326	7,298
2. Fruits and Vegetables: Dried, salted, or preserved, not being canned or bottled—										
(a) Almonds—										
India—Bombay ... Cwt.	38	40	28	31	232	186	132	152
Other British Possessions "	10	10	4	9	8	28	25	11	23	19
Total British Empire ... Cwt.	48	50	4	37	39	260	211	11	155	171
Konfidah ... Cwt.	43	158
Other Foreign Countries. "	62	37	59½	14	36	214	123	227	41	96
Hodeida "	49	65	78	176	222	348
Turkey in Asia "	158	620
Persia "	18	67
Massowah "	24	80
Total Foreign Countries ... Cwt.	62	86	167½	92	236	214	299	607	399	863
Total British and Foreign Countries ... Cwt.	110	136	171½	129	275	474	510	618	554	1,034
(b) Currants and Raisins—										
India—Karachi ... Cwt.	573	913
" Bombay "	631	900
Other British Possessions "	21	47
Total British Empire ... Cwt.	1,225	1,860

GENERAL IMPORTS.

SEA-BORNE TRADE.

YEARS 1908-09 TO 1912-13.

No. 7—continued.

GENERAL IMPORTS IN THE YEARS 1908-09 TO 1912-13—continued.

Quantities and Value of Principal and Other Articles, Imported into the Port of Aden,
in each Official Year, from 1908-09 to 1912-13—continued.

ARTICLES AND COUNTRIES WHENCE IMPORTED.	Quantities.					Value.				
	1908-1909.	1909-1910.	1910-1911.	1911-1912.	1912-1913.	1908-1909.	1909-1910.	1910-1911.	1911-1912.	1912-1913.
						£	£	£	£	£
I.—FOOD, DRINK, AND TOBACCO										
—continued.										
B.—FRUITS AND VEGETABLES—contd.										
2. Fruits and Vegetables: dried, salted, or preserved, not being canned or bottled—										
(b) Currants and Raisins—contd.										
Turkey in Asia ... Cwt.	598	868
Persia	160	169
Egypt, etc.	294	355
Massowah	96	83
Other Foreign Countries. "	20	28
Total Foreign Countries ... Cwt.	1,168	1,503
Total British and Foreign Countries ... Cwt.	2,393	3,363
(c) Dates—										
Somaliland Cwt.	383	314	131	113
India—Bombay	2,823	5,329	2,142	331	1,838	1,253	1,967	744	192	630
" Karáchi	969	815
" Cutch	1,813	580
Other British Possessions. "	61	111	76	17	44	25
Total British Empire ... Cwt.	4,175	7,456½	2,203	442	1,914	1,699	2,660	761	236	655
Mocha Cwt.	550	442	407	506	228	281	177	157	248	103
Arabian Gulf Ports ... "	4,796	3,976	1,864	3,689	874	1,957	1,446	735	1,407	386
Muscat	17,751	8,515	14,233	22,224	26,267	7,463	3,349	5,876	9,201	10,731
Persia	113	4,985	2,647	23,756	18,752	68	1,667	884	9,910	7,857
Turkey in Asia	88,917	125,062	78,873	74,599	124,346	87,338	47,628	30,596	31,258	59,388
Independent Somali Ports	257	105
Other Foreign Countries. "	428	36	40½	76½	51	144	30	13	24	14
Lohia	665	177
Hodeida...	198	91
Jedah	201	72
Total Foreign Countries ... Cwt.	112,812	143,006	98,064½	124,850½	171,582	47,356	54,197	38,261	52,048	78,819
Total British and Foreign Countries ... Cwt.	116,987	150,462½	100,267½	125,292½	173,496	49,055	56,857	39,022	52,284	79,474
(d) Other sorts—										
United Kingdom ... Cwt.	383	492	655	560	45	711	881	1,109	1,144	88
Straits Settlements ... "	1,021	1,921	2,466	1,722	1,007	1,368	2,231	1,846
India—Bombay	658	717	688	687	221	864	756	962	921	508
" Karáchi	642	439	579	287	1,056	629	729	507
Other British Possessions "	4	29	26	20	34	5	62	28	19	49
Total British Empire ... Cwt.	2,708	3,598	4,414	3,276	300	3,643	3,696	5,059	4,437	645
Austria Cwt.	67	53	69	101
France	44	82
Italy	209	332	462	242	351	500	653	401
Turkey in Asia	255	447	297	234	223	304	331	215	270	257
Egypt	119	503	106	308	118	125	502	149	314	109
Mocha	1,425	393	1,080	139	435	720	189	508	69	241
China	305	278	194	321	237	149
Persia	133	110	124	109	114	102
Independent Somali Ports	129	101
Other Foreign Countries. "	386	118	204½	122	135½	353	143	261	154	159
Total Foreign Countries. Cwt.	2,394	2,471	2,480½	1,349	1,035½	1,853	2,346	2,124	1,471	868
Total British and Foreign Countries ... Cwt.	5,102	6,069	6,894½	4,625	1,335½	5,496	6,042	7,183	5,908	1,513
Total Fruits and Vegetables. Cwt.	65,738	73,605	56,393	69,804	96,352
C.—GRAIN AND PULSE, AND FLOUR—										
1. Barley—										
India—Karáchi ... Cwt.	238	1,538	3,503	2,740	2,032	77	474	911	858	728
" Bombay	887	398	525	803	8,517	276	124	138	277	2,980
Other British Possessions. "	2	16	36	1	3	10
India—Calcutta	2,777	962
Total British Empire ... Cwt.	1,125	1,938	4,044	3,579	13,326	353	599	1,052	1,145	4,670

No. 7—continued.

GENERAL IMPORTS IN THE YEARS 1908-09 TO 1912-13—continued.

Quantities and Value of Principal and Other Articles, Imported into the Port of Aden,
in each Official Year, from 1908-09 to 1912-13—continued.

ARTICLES AND COUNTRIES WHENCE IMPORTED.	Quantities.					Value.				
	1908-09.	1909-10.	1910-11.	1911-12.	1912-13.	1908-09.	1909-10.	1910-11.	1911-12.	1912-13.
I.—FOOD, DRINK, AND TOBACCO —continued.						£	£	£	£	£
C.—GRAIN, PULSE, AND FLOUR— continued.										
1. Barley—continued.										
Other Foreign Countries... Cwt.	223	88½	6½	72	1	68	27	3	24	1
Turkey in Asia	3,819	1,295
Persia	322	167
Total Foreign Countries ... Cwt.	223	88½	6½	72	4,142	68	27	3	24	1,463
Total British and Foreign Countries Cwt.	1,348	2,023½	4,050½	3,651	17,468	421	626	1,055	1,169	6,133
2. Gram—										
Somaliland Cwt.	640	239
India—Bombay	5,742	10,183	5,189	7,020	8,420	2,676	4,678	2,423	2,771	3,949
" Karachi	1,929	1,110	656	726	850	462	197	259
" Calcutta	150	318	100	160
Other British Possessions .	38	155	7	61	17	46	3	25
Zanzibar	150	67
Total British Empire ... Cwt.	7,709	11,448	6,392	8,046	8,799	3,543	5,186	2,862	3,197	4,134
Massowah Cwt.	165	93
Other Foreign Countries ...	87	32	140¾	1	75	32	11	58	1	32
Total Foreign Countries ... Cwt.	87	197	140¾	1	75	32	104	58	1	32
Total British and Foreign Countries Cwt.	7,796	11,645	6,532¾	8,047	8,874	3,575	5,290	2,920	3,198	4,166
3. Jawar and Bajra—										
India—Bombay Cwt.	109,739	92,332	59,038	149,391	246,357	39,004	30,376	16,838	48,223	82,507
" Karachi	10,164	14,222	462	525	23,741	2,853	4,289	132	164	9,096
" Calcutta	628	257
" Burmah—Other Ports	825	223
Somaliland	261	408	475	92	110	113
Other British Possessions...	38	150	150	14	13	47	40	5
Suakin and Port Soudan	26,943	66,073	8,251	16,931
Zanzibar and Pemba	2,403	2,650	960	703	704	300
Total British Empire ... Cwt.	120,202	136,308	128,848	151,851	270,740	41,962	43,729	34,765	48,955	91,865
Arabian Gulf Ports ... Cwt.	972	303
Hodeida	39,066	2,391	17,444	33,512	13,850	688	4,824	9,262
Massowah	1,093	920	332	264
Dunkali Coast	186	496	67	142
Mocha	25,529	220	4,381	11,517	9,459	8,746	81	1,100	3,185	3,229
Gaizan	4,591	858	586	1,527	262	197
Lohia	16,234	2,226	7,350	17,852	1,564	5,441	692	2,070	4,879	439
Islands of Fursan, etc. ...	2,272	520	730	137
Egypt	4,601	1,425
Independent Somali Ports .	327	100
Other Foreign Countries ...	63	134	1,111	146½	216	21	36	277	45	95
Djibouti and Obokh	323	100
German East Africa	1,650	5,665	507	1,741
Jeddah	3,715	972
Turkey in Asia	1,655	607
Total Foreign Countries ... Cwt.	94,925	6,944	41,602	63,885½	13,480	32,542	2,104	11,527	17,633	4,567
Total British and Foreign Countries Cwt.	215,127	143,252	170,450	215,736½	284,220	74,504	45,833	46,292	66,588	96,432
4. Oats—										
India—Bombay Cwt.	198	99
Total British Empire ... Cwt.	198	99
Total British and Foreign Countries Cwt.	198	99

No. 7—continued.

GENERAL IMPORTS IN THE YEARS 1908-09 TO 1912-13—continued.

Quantities and Value of Principal and Other Articles, Imported into the Port of Aden, in each Official Year, from 1908-09 to 1912-13—continued.

ARTICLES AND COUNTRIES WHENCE IMPORTED.	Quantities.					Value.				
	1908-1909.	1909-1910.	1910-1911.	1911-1912.	1912-1913.	1908-1909.	1909-1910.	1910-1911.	1911-1912.	1912-1913.
1.—FOOD, DRINK AND TOBACCO— <i>continued.</i>						£	£	£	£	£
C.—GRAIN, PULSE AND FLOUR— <i>continued.</i>										
5.—Pulse—										
Zanzibar, etc. ... Cwt.	345	133
India—Bombay	9,022	8,032	7,628	4,488	4,629	4,471	3,991	3,693	2,164	2,598
—Karachi	327	161	188	166	154	76	90	104
—Calcutta	1,553	1,982	1,230	2,143	893	885	1,005	602	924	420
Other British Possessions .	3	30	49	13	9	1	13	25	7	7
Total British Empire ... Cwt.	11,250	10,205	8,907	6,832	5,697	5,644	5,085	4,320	3,185	3,129
Other Foreign Countries ... Cwt.	35	30	27½	100	25	15	12	12	40	11
Total Foreign Countries ... Cwt.	35	30	27½	100	25	15	12	12	40	11
Total British and Foreign Countries Cwt.	11,285	10,235	8,934½	6,932	5,722	5,659	5,097	4,332	3,225	3,140
7.—Rice, not in the husk—										
Somaliland Cwt.	431	243	160	89
Straits Settlements	893	840	3,113	513	361	1,307
India—Bombay	87,515	91,266	95,571	52,895	64,275	39,517	35,155	34,298	20,960	27,753
—Karachi	47,151	54,465	56,363	41,173	27,345	23,389	22,279	22,941	17,769	13,427
—Madras— Other Ports	270	123
—Calcutta	143,860	190,447	223,659	366,272	324,984	77,861	86,261	95,646	166,453	158,345
—Burmah— Other Ports	1,412	487
—United Kingdom	510	210
Other British Possessions .	55	7	55½	314	16	35	3	27	129	11
Total British Empire ... Cwt.	279,984	337,456	380,695½	460,654	416,620	141,555	144,219	154,918	205,311	199,536
Jeddah Cwt.	398	839	314	177	350	112
Italy	93	154	118	194
Turkey in Asia	1,622	431	649	173
Other Foreign Countries ...	46	347	280½	86	164	31	150	159	74	136
Confidah and Salif	302	148
Total Foreign Countries ... Cwt.	2,159	501	1,119½	400	897	975	344	509	186	457
Total British and Foreign Countries Cwt.	282,143	337,957	381,815	461,054	417,517	142,530	144,563	155,427	205,497	199,993
9.—Wheat—										
India—Bombay Cwt.	12,942	11,001	10,894	9,501	12,631	7,472	5,865	5,246	4,694	7,142
—Karachi	236	5,373	105	2,739
—Calcutta	433	234
Other British Possessions	131	11	18	67	5	10
Total British Empire ... Cwt.	13,178	11,132	10,894	14,885	13,082	7,577	5,932	5,246	7,438	7,386
Massowah Cwt.	231	202	193	135	101	85
D'Jibouti and Obokh	152	175	114	86
Other Foreign Countries ...	190	1½	149½	49½	9	103	1	71	22	5
Persia	285	101
Total Foreign Countries ... Cwt.	623	378½	842½	49½	294	352	188	156	22	106
Total British and Foreign Countries Cwt.	13,801	11,510½	11,236½	14,934½	13,376	7,929	6,120	5,402	7,460	7,492
10.—Wheat flour—										
United Kingdom Lbs.	321,272	1,740
Australia	11,760	72
Ceylon	11,200	80,940	67	213
Straits Settlements	35,000	200
India—Bombay	10,093,440	10,962,784	8,783,012	11,926,964	21,136,276	56,236	57,571	42,051	54,161	103,933
—Karachi	1,585,668	914,844	2,171,232	2,583,924	3,967,320	8,764	4,745	10,654	11,451	18,969
—Calcutta	94,080	275,268	142,100	451	1,543	675
Other British Possessions .	5,348	21,660	33,699	16,856	6,300	32	132	186	83	26
Total British Empire ... Lbs.	12,157,768	12,174,556	11,018,883	14,527,744	25,251,996	67,562	63,991	53,104	65,695	123,543

SEA-BORNE TRADE.

GENERAL IMPORTS.
YEARS 1908-09 TO 1912-13.

No. 7—continued.

GENERAL IMPORTS IN THE YEARS 1908-09 TO 1912-13—continued.

Quantities and Value of Principal and Other Articles, Imported into the Port of Aden,
in each Official Year, from 1908-09 to 1912-13—continued.

ARTICLES AND COUNTRIES WHENCE IMPORTED.	Quantities.					Value.				
	1908-1909.	1909-1910.	1910-1911.	1911-1912.	1912-1913.	1908-1909.	1909-1910.	1910-1911.	1911-1912.	1912-1913.
I.—FOOD, DRINK, AND TOBACCO— <i>continued.</i>						£	£	£	£	£
C—GRAIN, PULSE, AND FLOUR— <i>continued.</i>										
10.—Wheat flour— <i>continued.</i>										
Austria Lbs.	74,312	51,532	37,940	33,600	41,888	612	461	265	190	373
Dunkali Ports	14,700	66
France	9,856	67
Russia	79,520	126,336	118,720	133,056	182,084	674	998	884	1,092	1,335
Massowah	16,800	87
Jeddah	35,224	16,464	149	72
China	709,338	3,948
Egypt	41,888	22,400	40,180	71,652	326	157	278	539
Other Foreign Countries... ..	7,952	11,032	9,940	17,780	31,164	53	70	55	78	165
Russia in Asia	8,960	80
Total Foreign Countries ... Lbs.	887,922	230,788	233,184	255,780	336,644	5,377	1,855	1,590	1,776	2,509
Total British and Foreign Countries Lbs.	13,045,690	12,405,344	11,252,067	14,783,524	25,588,640	72,930	65,846	54,694	67,471	126,052
11.—Others sorts—										
India—Calcutta ... Cwt.	1,394	719	751	277
—Bombay	1,763	613	1,837	12,655	8,100	923	267	1,030	4,355	3,762
—Karachi	189	452	66	114
United Kingdom	167	93	152	141	121	73	124	110
Somaliland	419	161
Other British Possessions .	56½	103	156½	7	20	45	42	82	4	10
Total British Empire ... Cwt.	1,819½	1,491	2,538½	14,208	8,980	967	657	1,299	5,234	4,159
France Cwt.	138	79
Italian East Africa	450	194	94	86
Egypt	140	129
Hodeida	1,047	343	369	114
Mocha	913	1,770	1,586	1,503	354	323	646	499	510	133
Lohia	980	622	606	265	230	146
Other Foreign Countries .	525	243	223	270	415	216	187	158	131	218
Total Foreign Countries ... Cwt.	3,603	3,685	2,758	1,773	1,103	1,252	1,157	917	641	557
Total British and Foreign Countries Cwt.	5,422½	4,576	5,296½	15,981	10,083	2,219	1,814	2,216	5,875	4,716
Total Grain, Pulse and Flour. Cwt.	653,600	631,964	688,781	858,332	985,730	309,875	275,189	272,338	360,433	448,124
D.—LIQUORS—										
1.—Ale, beer, and porter—										
United Kingdom ... Gals.	101,959	110,717	116,494	108,329	90,313	7,744	7,126	7,218	6,506	4,844
India—Bombay	9,835	61	661	13
Other British Possessions .	28	38	68	23	67	5	9	17	4	18
Total British Empire ... Gals.	114,822	110,755	116,562	108,413	90,380	8,410	7,135	7,235	6,123	4,862
Germany Gals.	3,212	1,874	1,718	3,227	3,344	444	271	278	477	502
Other Foreign Countries ..	304	337	84	372	68	56	13	60
Austria	815	691	109	90
Other Countries in Europe.	680	720	100	95
Total Foreign Countries ... Gals.	3,516	2,211	2,533	4,682	4,436	512	327	387	680	657
Total British and Foreign Countries Gals.	118,338	112,966	119,095	113,095	94,816	8,922	7,462	7,622	6,803	5,519
2.—Cider and other fermented liquors—										
Other British Possessions . Gals.	4	18	1	5
Total British Empire ... Gals.	4	18	1	5
Other Foreign Countries... Gals.	22	11
Total Foreign Countries ... Gals.	22	11
Total British Empire and Foreign Countries ... Gals.	26	13	12	5

GENERAL IMPORTS.

SEA-BORNE TRADE.

YEARS 1908-09 TO 1912-13.

No. 7—continued.

GENERAL IMPORTS IN THE YEARS 1908-09 TO 1912-13—continued.

Quantities and Value of Principal and Other Articles, Imported into the Port of Aden,
in each Official Year, from 1908-09 to 1912-13—continued.

ARTICLES AND COUNTRIES WHENCE IMPORTED.	Quantities.					Value.				
	1908-1909.	1909-1910.	1910-1911.	1911-1912.	1912-1913.	1908-1909.	1909-1910.	1910-1911.	1911-1912.	1912-1913.
I.—FOOD, DRINK, AND TOBACCO— <i>continued.</i>						£	£	£	£	£
D.—LIQUORS— <i>continued.</i>										
3.—Spirit—										
(a) Brandy—										
United Kingdom ... Gals.	1,608	1,035	602	473	895	520	410	305	233	384
Other British Posses- sions	22	43	36	58
Total British Empire ... Gals.	1,608	1,035	624	516	895	520	410	341	291	384
France Gals.	217	1,638	1,665	2,534	1,510	164	607	434	716	569
Germany	660	775	645	539	1,622	185	184	106	154	474
Other Foreign Countries. "	163	108	93	21	65	67	37	47	10	31
Total Foreign Countries ... Gals.	1,040	2,521	2,403	3,094	3,197	416	828	587	880	1,074
Total British and Foreign Countries Gals.	2,648	3,556	3,027	3,610	4,092	936	1,238	928	1,171	1,458
(b) Gin—										
United Kingdom ... Gals.	359	509	256	529	573	162	229	115	227	263
Other British Posses- sions	8	9	3	5	3	5	3	2
Total British Empire ... Gals.	367	509	265	532	578	165	229	120	230	265
Other Foreign Countries. Gals.	121	75	15	99	424	56	19	9	25	89
Holland	255	76
Total Foreign Countries ... Gals.	121	75	15	99	679	56	19	9	25	165
Total British and Foreign Countries Gals.	488	584	280	631	1,257	221	248	129	255	430
(c) Liquors—										
United Kingdom ... Gals.	61	89	175	168	77	104	199	208
Other British Posses- sions	49	14	13	6	6	58	12	12	5	16
Total British Empire ... Gals.	49	75	102	181	164	58	89	116	204	224
Other Foreign Countries. Gals.	139	106	38	127	109	81	35	40	60	63
Total Foreign Countries ... Gals.	139	106	38	127	109	81	35	40	60	63
Total British and Foreign Countries Gals.	188	181	140	308	273	139	124	156	264	292
(d) Rum—										
Mauritius Gals.	1,554	1,837	1,013	1,241	1,077	165	185	102	108	98
Other British Posses- sions	256	5	94	25	1	37
Total British Empire ... Gals.	1,554	2,093	1,018	1,241	1,171	165	210	103	108	135
Other Foreign Countries. Gals.	9	1	41	4	8
Germany	350	91
Total Foreign Countries ... Gals.	9	1	41	350	4	8	91
Total British and Foreign Countries Gals.	1,563	2,094	1,018	1,282	1,521	169	210	103	116	226
(e) Whisky—										
United Kingdom ... Gals.	2,632	3,354	2,137	2,711	3,092	1,801	2,109	1,276	1,625	1,827
Other British Posses- sions	1	22	3	51	1	15	3	47
Total British Empire ... Gals.	2,633	3,376	2,137	2,714	3,143	1,802	2,124	1,276	1,628	1,874
Other Foreign Countries. Gals.	33	25	63	19	12	15	31	12
Total Foreign Countries ... Gals.	33	25	63	19	12	15	31	12
Total British and Foreign Countries Gals.	2,666	3,401	2,137	2,777	3,162	1,814	2,139	1,276	1,659	1,886

SEA BORNE TRADE.

GENERAL IMPORTS.
YEARS 1908-09 TO 1912-13.

No. 7—continued.

GENERAL IMPORTS IN THE YEARS 1908-09 TO 1912-13—continued.

Quantities and Value of Principal and Other Articles, Imported into the Port of Aden,
in each Official Year, from 1908-09 to 1912-13—continued.

ARTICLES AND COUNTRIES WHENCE IMPORTED.	Quantities.					Value.				
	1908-1909.	1909-1910.	1910-1911.	1911-1912.	1912-1913.	1908-1909.	1909-1910.	1910-1911.	1911-1912.	1912-1913.
I.—FOOD, DRINK, AND TOBACCO— <i>continued.</i>						£	£	£	£	£
D.—LIQUORS— <i>continued.</i>										
3.—Spirits— <i>continued.</i>										
(f) Other Sorts—										
United Kingdom ... Gals.	172	235	192	142	117	414	441	372	269	317
Other British Posses- sions "	31 200	24	255	457	368	82	54	75	69	68
Total British Empire ... Gals.	403	259	447	599	485	496	495	447	329	385
Other Foreign Countries. Gals.	279 15	520	192	97	152	86	131	58	34	66
Total Foreign Countries ... Gals.	294	520	192	97	152	86	131	58	34	66
Total British and Foreign Countries Gals.	697	779	639	696	637	582	626	505	363	451
Total Spirits Gals.	8,250	10,595	7,241	9,304	10,942	3,861	4,585	3,097	3,828	4,743
4.—Wines—										
(a) Champagne and other Spar- kling wines—										
United Kingdom ... Gals.	297	57	110	152	146	495	94	195	231	279
Other British Posses- sions "	9	2	17	7	8	21	5	32	12	13
Total British Empire ... Gals.	306	59	127	159	154	516	99	227	293	292
France Gals.	80	63	112	76
Spain "	68	55	100	90	128	103	218	197
Other Foreign Countries. "	16	47	34	4	77	24	85	48	8	70
Total Foreign Countries ... Gals.	164	47	89	167	167	264	85	151	302	267
Total British and Foreign Countries Gals.	470	106	216	326	321	780	184	378	595	559
(b) Port—										
United Kingdom ... Gals.	351	250	280	408	170	120	163	223
Other British Posses- sions "	10	14
Total British Empire ... Gals.	351	250	280	418	170	120	163	237
Other Foreign Countries. Gals.	61	32	66	6	63	29	54	7
Total Foreign Countries ... Gals.	61	32	66	6	63	29	54	7
Total British and Foreign Countries Gals.	412	282	346	424	233	149	217	244
(c) Still red wines, other than Port—										
Other British Posses- sions Gals.	50	80	94	38	12	26	25	8
Total British Empire ... Gals.	50	80	94	38	12	26	25	8
France Gals.	350	816	615	485	91	159	74	68
Italy "	676	671	83	93
Greece "	240	71
Other Foreign Countries. "	46	674	231	512	10	84	62	87
Total Foreign Countries ... Gals.	1,312	1,490	1,517	997	260	243	229	155
Total British and Foreign Countries Gals.	1,362	1,570	1,611	1,035	272	269	254	163
(d) Sherry, Madeira, and Marasala—										
Other British Posses- sions Gals.	68	100	35	53
Total British Empire ... Gals.	68	100	35	53
Other Foreign Countries. Gals.	16	20	12	14
Total Foreign Countries ... Gals.	16	20	12	14
Total British and Foreign Countries Gals.	84	120	47	67

GENERAL IMPORTS.

SEA-BORNE TRADE.

YEARS 1908-09 TO 1912-13.

No. 7—continued.

GENERAL IMPORTS IN THE YEARS 1908-09 TO 1912-13—continued.

Quantities and Value of Principal and Other Articles, Imported into the Port of Aden, in each Official Year, from 1908-09 to 1912-13—continued.

ARTICLES AND COUNTRIES WHENCE IMPORTED.	Quantities.					Value.				
	1908-1909.	1909-1910.	1910-1911.	1911-1912.	1912-1913.	1908-1909.	1909-1910.	1910-1911.	1911-1912.	1912-1913.
I.—FOOD, DRINK AND TOBACCO —continued.						£	£	£	£	£
D.—LIQUORS—continued.										
4. Wines—continued.										
(f) Other sorts, including Ver- mouth and Ginger Wine—										
United Kingdom ... Gals.	350	233	266	263	379	149	124	124	110	190
Other British Possessions ..	103	223	18	26	60	51	93	15	17	44
Total, British Empire ... Gals.	458	461	284	289	439	200	217	139	127	234
Turkey in Asia Gals.	1,293	194
Spain	105	74
France	1,218	673	679	652	822	240	175	210	170	193
Italy	427	442	721	1,296	89	90	161	234
Egypt	1,460	992	635	1,202	221	149	91	22
Other Foreign Countries ..	319	1,350	399	483	287	99	314	102	143	98
Greece	900	67
Germany	206	81
Total, Foreign Countries ... Gals.	5,617	2,495	2,175	2,491	3,813	910	579	535	565	818
Total, British and Foreign Countries Gals.	6,075	2,956	2,459	2,780	4,252	1,110	796	674	692	1,052
Total, Wines ... Gals.	8,403	4,632	4,568	4,607	4,997	2,442	1,249	1,455	1,734	1,855
Total, Liquors ... Gals.	135,017	128,193	130,922	127,006	110,755	15,237	13,296	12,179	12,365	12,117
E.—PROVISIONS AND OILMAN'S STORES—										
1. Bacon and Hams—										
United Kingdom ... Lbs.	37,912	25,401	24,050	27,062	29,340	1,179	873	1,016	1,089	1,207
Other British Possessions... ..	798	448	168	593	15	26	5	34
Total, British Empire ... Lbs.	38,710	25,401	24,498	27,230	29,933	1,194	873	1,042	1,094	1,241
Italy	1,600	132
United States of America ..	4,004	83
Other Foreign Countries... ..	250	1,344	1,288	13	53	30
Total, Foreign Countries ... Lbs.	4,254	1,600	1,344	1,288	96	132	53	30
Total, British and Foreign Countries Lbs.	42,964	27,001	24,498	28,574	31,221	1,290	1,005	1,042	1,147	1,271
2. Biscuits and Cakes—										
United Kingdom ... Lbs.	36,148	33,432	41,488	56,518	81,826	1,195	1,217	1,193	1,624	2,519
Other British Possessions... ..	418	2,150	392	267	756	16	30	10	5	22
India—Bombay	1,926	105
Total, British Empire ... Lbs.	36,566	35,582	41,880	56,785	84,508	1,211	1,247	1,203	1,629	2,646
Other Foreign Countries... ..	7,620	2,014	1,036	1,722	5,124	115	53	22	44	94
Germany	4,568	14,560	29,268	83	277	549
Total, Foreign Countries ... Lbs.	7,620	2,014	5,404	16,282	34,392	115	53	105	321	634
Total, British and Foreign Countries... .. Lbs.	44,186	42,646	47,284	73,067	118,900	1,326	1,300	1,308	1,950	3,280
3. Butter (including Canned)—										
United Kingdom ... Lbs.	3,304	5,514	1,356	2,683	2,176	148	184	75	146	102
Bombay	53,458	57,656	62,553	61,320	53,633	2,263	2,501	2,524	2,825	2,671
Other British Possessions	900	630	560	45	31	10
Total, British Empire ... Lbs.	56,762	64,070	63,909	64,683	56,369	2,411	2,520	2,599	3,002	2,783
Other Foreign Countries... ..	3,499	465	732	2,496	1,332	109	25	20	68	63
Austria	18,858	13,568	24,525	25,554	20,752	545	354	599	668	515
Total, Foreign Countries ... Lbs.	22,347	14,033	25,323	28,050	22,094	654	379	619	736	583
Total, British and Foreign Countries Lbs.	79,110	78,103	89,232	92,733	78,463	3,065	2,909	3,218	3,738	3,366
4. Cheese (including canned)—										
United Kingdom ... Lbs.	16,812	14,697	21,826	15,951	11,609	573	469	743	650	453
Other British Possessions ..	224	186	631	56	224	3	5	9	1	8
Total, British Empire ... Lbs.	17,036	14,883	22,457	16,007	11,833	576	474	752	651	466

SEA-BORNE TRADE.

GENERAL IMPORTS.

YEARS 1908-09 TO 1912-13.

No. 7—continued.

GENERAL IMPORTS IN THE YEARS 1908-09 TO 1912-13—continued.

Quantities and Value of Principal and Other Articles, Imported into the Port of Aden,
in each Official Year, from 1908-09 to 1912-13—continued.

ARTICLES AND COUNTRIES WHENCE IMPORTED.	Quantities.					Value.				
	1908-1909.	1909-1910.	1910-1911.	1911-1912.	1912-1913.	1908-1909.	1909-1910.	1910-1911.	1911-1912.	1912-1913.
I—FOOD, DRINK AND TOBACCO —continued.						£	£	£	£	£
E.—PROVISIONS AND OILMAN'S STORES—continued.										
4. Cheese (including canned)— continued.										
Holland Lbs.	4,032	2,810	2,927	3,333	148	83	87	79
Egypt "	2,212	93
Other Foreign Countries ... "	5,348	3,632	4,566	5,134	4,234	158	106	121	142	142
Total, Foreign Countries ... Lbs.	9,380	8,654	7,493	5,134	7,617	306	282	208	142	221
Total, British and Foreign Countries Lbs.	26,446	23,537	29,950	21,141	19,450	882	756	960	793	687
5. Cocoa and Chocolate—										
United Kingdom Lbs.	5,675	287
Other British Possessions... "	14	1
Total, British Empire ... Lbs.	5,689	288
Other Foreign Countries... Lbs.	190	19
Total, Foreign Countries ... Lbs.	190	19
Total, British and Foreign Countries Lbs.	5,879	307
6. Farinaceous and Patent Foods—										
United Kingdom Lbs.	29,120	17,182	14,460	36,540	13,664	323	289	228	420	233
Other British Possessions... "	336	3,164	4,928	2,184	1,036	2	41	45	20	14
Total, British Empire ... Lbs.	29,456	20,346	19,388	38,724	14,700	325	330	273	440	253
Other Foreign Countries... Lbs.	2,016	448	12,152	3,615	22	4	89	35
Belgaum "	7,280	19,544	75	117
Turkey in Asia "	6,496	77
Austria "	71,792	264,432	465	1,774
Total, Foreign Countries ... Lbs.	2,016	14,224	83,944	287,591	22	156	554	1,926
Total, British and Foreign Countries Lbs.	31,472	34,570	103,332	326,315	14,700	347	486	827	2,366	253
7. Ghi—										
Somaliland Lbs.	309,897	223,727	386,540	348,320	471,870	8,595	6,388	10,388	10,088	15,031
Zanzibar, etc. "	16,660	156,916	103,348	161,476	171,052	450	4,178	2,277	4,172	3,898
Straits Settlements ... "	2,576	67
India—Bombay "	178,544	153,748	139,076	100,716	70,574	4,826	4,653	4,403	3,211	2,477
India—Madras "	2,100	93
India—Gulf of Cutch ... "	4,284	69,104	61,656	58,500	37,688	183	2,598	3,033	2,382	1,709
Madras other Ports ... "	8,400	200
Other British Possessions . "	448	42	875	1,792	2,688	13	1	30	46	61
Total, British Empire ... Lbs.	506,933	602,637	6,94,071	679,224	753,872	14,160	17,848	20,234	20,099	23,176
Egypt, etc. Lbs.	7,504	240
Messawah "	13,020	11,928	2,758	104,314	117,992	400	295	69	3,064	3,566
Dunkali Coast "	42,168	102,006	16,674	20,489	49,658	1,100	2,762	497	612	1,629
Independent Somali Ports. "	7,896	5,446	183	171
Italian East Africa ... "	56,000	80,164	46,564	19,236	1,448	2,047	1,119	590
Jeddah "	8,400	2,016	283	73
Hodaidah "	4,368	2,590	8,652	100	77	194
Mokha "	5,572	8,148	4,424	3,871	120	216	119	99
Arabian Gulf Ports ... "	16,688	13,020	3,482	10,479	8,134	310	357	107	228	240
German East Africa ... "	3,024	3,612	67	106
Djibouti and Obokh ... "	273,084	322,784	93,282	86,632	94,388	7,367	9,156	2,593	2,411	2,898
Other Foreign Countries ... "	1,064	3,199	203	2,856	931	30	81	6	54	29
Total, Foreign Countries ... Lbs.	420,364	547,463	186,751	236,135	299,397	11,158	15,058	4,965	6,708	9,229
Total, British and Foreign Countries Lbs.	927,297	1,150,100	880,222	915,360	1,053,269	25,318	32,906	25,199	26,807	32,405
8. Jams and Jellies—										
United Kingdom Lbs.	40,082	35,758	28,973	30,682	32,678	774	527	526	614	663
Other British Possessions . "	544	2,526	1,603	210	119	13	44	10	7	3
Total, British Empire ... Lbs.	40,626	38,284	29,931	30,892	32,797	787	571	536	621	666
Other Foreign Countries ... Lbs.	252	840	140	384	4	17	8	12
Total, Foreign Countries ... Lbs.	252	840	140	384	4	17	8	12
Total, British and Foreign Countries "	40,626	38,536	30,771	31,032	33,181	787	575	553	629	678

GENERAL IMPORTS.

SEA-BORNE TRADE.

YEARS 1908-09 TO 1912-13.

No. 7—continued.

GENERAL IMPORTS IN THE YEARS 1908-09 TO 1912-13—continued.

Quantities and Value of Principal and Other Articles, Imported into the Port of Aden,
in each Official Year, from 1908-09 to 1912-13—continued.

ARTICLES AND COUNTRIES WHENCE IMPORTED.	Quantities.					Value.				
	1908-1909.	1909-1910.	1910-1911.	1911-1912.	1912-1913.	1908-1909.	1909-1910.	1910-1911.	1911-1912.	1912-1913.
I.—FOOD, DRINK AND TOBACCO —continued.						£	£	£	£	£
E.—PROVISIONS AND OILMAN'S STORES—continued.										
9. Lard—										
United Kingdom ... Lbs.	4,172	147
Other British Possessions ..	448	196	13	5
Total, British Empire ... Lbs.	4,620	196	160	5
Total, Foreign Countries ... Lbs.
Total, British and Foreign Countries Lbs.	4,620	196	160	5
10. Milk, Condensed and Preserved, including Milk Cream—										
United Kingdom ... Lbs.	68,989	59,919	58,264	42,588	66,879	1,176	924	1,012	808	1,250
Other British Possessions ..	132	508	112	146	1,104	3	7	2	3	25
Total, British Empire ... Lbs.	69,121	60,427	58,376	42,734	67,983	1,179	931	1,014	811	1,275
Other Countries in En- rope Lbs.	9,884	236
Germany	9,792	19,793	4,460	23,667	11,076	149	205	90	445	167
Other Foreign Countries ..	2,270	10,640	6,552	3,833	198	39	139	118	49	4
Italy	6,596	89
United States	5,760	71
Austria	10,280	157
Total, Foreign Countries... Lbs.	12,062	30,433	17,603	37,387	27,314	188	344	297	730	399
Total, British and Foreign Countries Lbs.	81,183	90,860	75,984	80,121	95,297	1,367	1,275	1,311	1,541	1,674
11. Pickles, Chutnies, Sances and Condiments—										
United Kingdom ... Lbs.	34,328	36,024	41,801	48,650	26,544	580	459	510	606	540
India—Bombay	5,964	7,784	4,746	85	119	81
" Other Ports	4,056	82
Other British Possessions	3,286	1,296	1,680	10,192	27	35	35	135
Total, British Empire ... Lbs.	39,284	45,274	50,881	55,076	36,736	662	571	664	722	675
Italy	3,248	6,621	70	79
Arabian Gulf Ports	1,740	49,476	66,920	65,380	227	217	196	217
Other Foreign Countries ..	4,298	1,842	4,956	5,768	28,336	74	24	85	72	91
Total, Foreign Countries. Lbs.	9,286	57,939	71,876	71,148	28,336	371	320	281	289	91
Total, British and Foreign Countries Lbs.	48,570	103,213	122,757	126,224	65,072	1,033	891	945	1,011	766
12. Vinegar (excluding Bottled Vinegar)—										
United Kingdom ... Cwt.	154	104
Total, British Empire ... Cwt.	154	104
Arabian Gulf Ports ... Cwt.	296	121
Other Foreign Countries	12	15
Total, Foreign Countries. Cwt.	308	136
Total, British and Foreign Countries Cwt.	462	240
13. Other Sorts of Provisions— (a) Canned and bottled provisions (not specified elsewhere)—										
Somaliland Lbs.	5,368	54,355	123	1,470
United Kingdom	66,803	56,873	42,876	179,088	1,490	1,166	1,153	3,693
Other British Possessions ..	3,752	3,400	2,436	1,260	672	52	63	66	21	22
Australia	2,240	69
Straits Settlements	261,520	3,139
Bombay	4,816	116
Total, British Empire ... Lbs.	70,560	65,641	45,312	55,615	448,336	1,542	1,352	1,219	1,491	7,039

SEA-BORNE TRADE.

GENERAL IMPORTS.
YEARS 1908-09 TO 1912-13.

No. 7—continued.

GENERAL IMPORTS IN THE YEARS 1908-09 TO 1912-13—continued.
Quantities and Value of Principal and Other Articles, Imported into the Port of Aden,
in each Official Year, from 1908-09 to 1912-13—continued.

ARTICLES AND COUNTRIES WHENCE IMPORTED.	Quantities.					Value.				
	1908-1909.	1909-1910.	1910-1911.	1911-1912.	1912-1913.	1908-1909.	1909-1910.	1910-1911.	1911-1912.	1912-1913.
I.—FOOD, DRINK AND TOBACCO —continued.						£	£	£	£	£
E.—PROVISIONS AND OILMAN'S STORES—continued.										
13. Other sorts of provisions—continued.										
United States of America. Lbs.	6,328	135
Italy	8,288	47,152	143	734
Other Foreign Countries. „	2,772	3,142	1,288	2,446	18,396	51	56	27	44	255
China	15,568	250
Turkey in Asia	4,480	76
France	5,040	113
Egypt, &c.	8,848	236
Total, Foreign Countries. Lbs.	9,100	11,430	1,288	2,446	99,484	186	199	27	44	1,634
Total, British and Foreign Countries ... Lbs.	79,660	77,071	46,000	58,061	547,820	1,728	1,551	1,246	1,535	8,673
(b) Others—										
Malabar Coast ... Cwt.	206	75
United Kingdom ... „	1,370	882	786	792	549	2,972	2,150	2,331	2,536	1,864
Somaliland ... „	702	503	168	625½	422	285	204	149	376	184
Zanzibar ... „	97	28	1,047	674	105	86	540	242
Malta ... „	136	62	200	100
India—Bombay ... „	3,389	3,357	3,386	3,967	3,075	2,109	2,006	1,938	2,081	1,651
„ Calcutta ... „	58	170
„ Karachi ... „	105	82
India—Other Ports ... „	72	76	196
Other British Possessions „	14½	94	171	285	330½	24	155	169	150
Total, British Empire ... Cwt	5,838½	5,031	4,511	6,922½	5,050½	5,941	4,783	4,587	5,804	4,098
Austria ... Cwt.	257	138	619	835	3,044	302	173	758	1,001	3,598
Mossowah ... „	38	34	125	69
France ... „	184	56	23½	128	77	68
Italy ... „	323	460	236	182	177	689	952	428	392	277
Egypt ... „	107	118	97	51	85	314	236	84	117	144
Arabian Gulf Ports ... „	166	273	442	1,671	163	691	1,247	1,518	1,322	628
Turkey in Asia ... „	154	38	127	82
Other Foreign Countries. „	232	281	341½	361½	517	379	160	234	275	389
Dankali Coast ... „	183½	78	110	69
Portuguese East Africa ... „	754	388	475	140
Mccha ... „	168	452½	209	131	271	193
Java ... „	453	126
Greece ... „	24	67
Belgium ... „	34	129
Jedah ... „	26	77
Northern Africa ... „	915	373
Total, Foreign Countries. Cwt.	1,373	1,628	2,640½	4,305	5,315	2,630	3,379	3,419	4,022	5,626
Total, British and Foreign Countries ... Cwt	7,211½	6,659	7,151½	11,228	10,365½	8,571	8,162	8,006	9,526	9,724
Total, Provisions and Oilman's Stores ... Cwt.	45,874	51,816	44,615	51,348	63,324
F.—SPICES—										
1. Betelnuts—										
India—Bombay ... Lbs.	37,520	25,760	39,760	43,098	35,000	491	323	504	596	479
„ Madras ... „	2,240	67
Other British Possessions „	7,000	1,904	504	5,908	7,392	52	43	6	64	84
Total, British Empire ... Lbs.	46,760	27,664	40,264	48,916	42,392	610	366	510	660	563
Other Foreign Countries ... Lbs.	1,120	420	252	532	20	5	5	7
Total, Foreign Countries. Lbs.	1,120	420	252	532	20	5	5	7
Total, British and Foreign Countries ... Lbs.	47,880	28,084	40,516	48,916	42,924	630	371	515	660	570
2. Cardamoms—										
Malabar Coast ... Lbs.	2,240	186
India—Bombay ... „	21,728	23,436	25,424	28,448	20,244	1,315	1,432	1,957	2,489	3,011
Other British Possessions ... „	392	112	224	40	4	16
Total British Empire ... Lbs.	22,120	23,548	25,424	30,688	20,468	1,355	1,436	1,957	2,675	3,030
Other Foreign Countries ... Lbs.	1,176	1,344	1,176	29	40	12
Djibouti ... „	2,356	2,128	1,008	147	134	95
Total, Foreign Countries ... Lbs.	1,176	2,356	2,128	2,352	1,176	29	147	134	135	12
Total, British and Foreign Countries ... Lbs.	23,296	26,404	27,552	33,040	21,644	1,384	1,583	2,091	2,810	3,039

GENERAL IMPORTS.

SEA-BORNE TRADE.

YEARS 1908-09 TO 1912-13.

No. 7—continued.

GENERAL IMPORTS IN THE YEARS 1908-09 TO 1912-13—continued.

Quantities and Value of Principal and Other Articles, Imported into the Port of Aden,
in each Official Year, from 1908-09 to 1912-13—continued.

ARTICLES AND COUNTRIES WHENCE IMPORTED.	Quantities.					Value.				
	1908-1909.	1909-1910.	1910-1911.	1911-1912.	1912-1913.	1908-1909.	1909-1910.	1910-1911.	1911-1912.	1912-1913.
I.—FOOD, DRINK AND TOBACCO —continued.						£	£	£	£	£
F.—SPICES—continued.										
3. Cassia—										
India—Bombay Lbs.	9,520	6,104	10,080	8,736	20,496	408	114	149	140	856
Other British Possessions	448	6
Straits Settlements	27,720	444
Total, British Empire ... Lbs.	9,968	6,104	10,080	8,736	48,216	414	114	149	140	800
China Lbs.	188,888	151,424	215,600	192,472	270,004	3,621	2,346	3,895	3,116	4,052
Other Foreign Countries	2,688	840	31	10
Total, Foreign Countries ... Lbs.	188,888	151,424	215,600	195,160	270,844	3,621	2,346	3,895	3,147	4,062
Total, British and Foreign Countries Lbs.	198,856	157,528	225,680	203,896	319,060	4,035	2,460	4,044	3,287	4,862
4. Chillies—										
Cutch Lbs.	8,848	106
Zanzibar, &c.	22,818	103,432	61,376	34,804	17,808	208	1,663	863	361	202
India—Bombay	58,128	71,540	100,016	99,232	262,976	651	934	1,116	948	2,227
„ Madras	49,504	34,720	471	200
Total, British Empire ... Lbs.	80,946	174,972	161,392	192,388	315,504	859	2,597	1,979	1,886	2,629
Other Foreign Countries ... Lbs.	5,518	2,744	224	44	29	3
Total, Foreign Countries... Lbs.	5,518	2,744	224	44	29	3
Total, British and Foreign Countries Lbs.	86,464	174,972	164,136	192,388	315,728	903	2,597	2,008	1,886	2,632
5. Cinnamon—										
India—Bombay Lbs.	4,618	24,523	14,924	80	330	209
Mauritius, &c.	11,200	100
Other—British Possessions...	2,576	280	48	5
India—Calcutta	8,400	150
Total, British Empire ... Lbs.	13,776	4,618	24,523	280	23,324	148	80	330	5	359
China Lbs.	24,024	17,752	29,456	32,704	91,952	427	313	465	528	1,551
Other Foreign Countries	1,680	1,176	26	33
Total, Foreign Countries ... Lbs.	24,024	17,752	29,456	34,384	93,128	427	313	465	554	1,584
Total, British and Foreign Countries Lbs.	37,800	22,400	53,984	34,664	116,452	575	393	795	559	1,943
6. Cloves—										
Malabar Coast Lbs.	5,544	110
Zanzibar, &c.	76,944	125,720	80,864	182,028	36,960	1,702	2,346	1,758	4,053	925
India—Bombay	39,312	25,424	14,596	44,500	6,160	462	281	214	730	117
Other British Possessions... ..	1,568	43
Total, British Empire ... Lbs.	117,824	151,144	95,760	232,372	43,120	2,207	2,627	1,972	4,893	1,045
Other Foreign Countries ... Lbs.	224	448	560	3	10	18
Total, Foreign Countries ... Lbs.	224	448	560	3	10	18
Total, British and Foreign Countries Lbs.	118,048	151,144	96,208	232,372	43,680	2,210	2,627	1,982	4,893	1,063
7. Ginger—										
India—Bombay Lbs.	1,148,000	1,238,468	1,628,816	1,066,940	2,276,792	16,655	19,693	30,833	18,974	35,877
„ Calcutta	1,456	88,816	30,632	1,930	1,066	470
„ Gulf of Cutch	224	33,936	136,304	346	552	2,223
„ Malabar Coast	59,808	128,408	1,224	2,450
Other British Possessions... ..	1,792	560	14	9
United Kingdom	16,800	200
Total, British Empire ... Lbs.	1,151,472	1,361,780	1,688,624	1,195,348	2,400,523	18,945	21,800	32,057	21,424	38,750

No. 7—continued.

GENERAL IMPORTS IN THE YEARS 1908-09 TO 1912-13—continued.

Quantities and Value of Principal and Other Articles, Imported into the Port of Aden,
in each Official Year, from 1908-09 to 1912-13—continued.

ARTICLES AND COUNTRIES WHENCE IMPORTED.	Quantities.					Value.				
	1908-1909.	1909-1910.	1910-1911.	1911-1912.	1912-1913.	1908-1909.	1909-1910.	1910-1911.	1911-1912.	1912-1913.
I.—FOOD, DRINK AND TOBACCO —continued.						£	£	£	£	£
F.—SPICES—continued.										
7.—Ginger—continued.										
Other Foreign Countries ... Lbs.	2,464	224	2,352	6,468	26	3	45	144
Jeddah	8,400	18,928	118	250
China	27,664	12,208	429	149
Mossawah	6,888	127
Confidah and Salif	3,920	67
Total, Foreign Countries... Lbs.	2,464	86,288	9,240	41,524	26	550	172	610
Total, British and Foreign Countries ... Lbs.	1,153,936	1,361,780	1,724,912	1,204,588	2,502,052	18,971	21,320	32,607	21,596	39,360
8. Nutmegs—										
Straits Settlements ... Lbs.	13,776	8,176	14,616	379	133	255
India—Bombay	4,368	6,384	4,564	99	190	109
Other British Possessions .	3,836	14	3,080	61	1	83
Total, British Empire ... Lbs.	17,612	12,558	9,464	19,180	440	233	223	364
Other Foreign Countries .. Lbs.	896	168	672	17	7	13
Total, Foreign Countries... Lbs.	896	168	672	17	7	13
Total, British and Foreign Countries ... Lbs.	18,508	12,726	9,464	19,852	457	240	223	377
9. Pepper—										
Straits Settlements ... Lbs.	115,416	118,160	217,168	152,544	455,644	1,926	2,104	3,447	3,205	10,334
India—Bombay	142,800	125,496	135,744	160,300	243,040	2,207	2,234	2,403	3,466	5,184
„ Malabar Coast	4,480	28,294	7,980	67	694	201
Other British Possessions... „	1,708	112	83	1
Zanzibar	4,200	100
Total, British Empire ... Lbs.	258,216	245,864	357,504	341,138	710,864	4,133	4,371	5,918	7,365	15,869
China	10,528	18,144	161	329
Other Foreign Countries ... „	3,808	504	443	3,472	4,038	51	9	7	60	94
Mossawah	4,088	68
Jeddah	4,928	110
Total, Foreign Countries... Lbs.	3,808	4,592	10,976	21,616	9,016	51	77	168	389	294
Total, British and Foreign Countries ... Lbs.	262,024	249,956	368,480	362,754	719,880	4,184	4,448	6,086	7,754	16,073
10. Other sorts—										
India—Bombay	21,672	145
Other British Possessions ... „	2,324	2,884	4,424	819	3,514	50	60	60	28	73
Total, British Empire ... Lbs.	2,324	2,884	4,424	22,491	3,514	50	60	60	173	73
Hodeidah	4,088	74
Other Foreign Countries ... „	2,128	896	1,484	672	168	30	33	23	9	3
Total, Foreign Countries ... Lbs.	2,128	896	1,484	4,760	168	30	33	26	83	3
Total, British and Foreign Countries ... Lbs.	4,452	3,780	5,908	27,251	3,682	80	93	86	256	76
Total, Spices ... Lbs.	1,951,264	2,176,048	2,720,102	2,340,333	4,104,954	33,429	35,892	50,454	43,924	69,905
G.—SUGAR—										
1. Sugar, Refined or Crystallized (including sugar-candy)—										
United Kingdom ... Cwt.	209	174	458	337	416	214	201	452	355	472
Mauritius, &c.	2,103	1,922	3,362	2,958	6,407	1,416	1,440	2,485	2,148	5,125
Straits Settlements	85	99
Ceylon	922	1,529	880	1,003	225	580	1,101	719	767	160
India—Bombay	17,626	20,031	27,222	13,614	40,104	13,320	15,376	22,137	12,792	34,987
„ Calcutta	393	2,350	1,839	1,827	1,558	280	1,903	1,455	1,455	1,895
„ Karachi	75	2,000	3,404	2,402	6,810	80	1,543	2,860	2,325	5,940
„ Gulf of Cutch	125	73
Other British Possessions ... „	114	11	1	3½	110	76	13	1	8	50
Total, British Empire ... Cwt.	21,567	28,047	37,166	22,220½	55,630	16,039	21,577	30,109	19,914	48,109

GENERAL IMPORTS.

SEA-BORNE TRADE.

YEARS 1908-09 TO 1912-13.

No. 7—continued.

GENERAL IMPORTS IN THE YEARS 1908-09 TO 1912-13—continued.

Quantities and Value of Principal and Other Articles, Imported into the Port of Aden, in each Official Year, from 1908-09 to 1912-13—continued.

ARTICLES AND COUNTRIES WHENCE IMPORTED.	Quantities.					Value.				
	1908-1909.	1909-1910.	1910-1911.	1911-1912.	1912-1913.	1908-1909.	1909-1910.	1910-1911.	1911-1912.	1912-1913.
I.—FOOD DRINK AND TOBACCO— <i>continued.</i>						£	£	£	£	£
G.—SUGAR—continued.										
1. Sugar—Refined or Crystallized (including sugar-candy)— <i>continued.</i>										
Mossawah Cwt.	253	220
Austria " "	70,288	56,551	101,143	27,403	150,056	47,721	42,597	71,586	20,788	1,17,562
Java " "	8,042	8,948	10,479	5,360	6,998	9,389
Germany " "	9,400	9,062	6,333	6,149
Russia " "	2,350	1,521
Hodeidah " "	177	135
Egypt " "	107	403	106	418
China " "	6,656	7,503	10,706	3,171	6,926	4,412	6,493	9,433	3,073	6,924
France " "	225	200
Jeddah " "	611	418
Djibouti and Obokh " "	1,069	722
Other Foreign Countries " "	23½	136	6½	28	65	25	95	7	22	69
Confidah and Salif " "	646	642
Dunkali Coast " "	102	100
Total, Foreign Countries... Cwt.	89,186½	81,519	121,591½	41,441	158,198	60,734	60,894	88,577	33,598	1,25,735
Total, British and Foreign Countries ... Cwt.	110,753½	109,566	158,757½	63,670½	213,828	76,773	82,471	1,18,686	53,542	1,73,904
2. Sugar—Unrefined—										
India—Malabar Coast ... Cwt.	173	92
Ceylon " "	923	300	647	200
Mauritius, &c. " "	380	608	1,030	507	283	813	820	425
Straits Settlements " "	7,516	5,386	8,343	1,384	5,338	4,411	2,859	5,261	866	3,041
Zanzibar, &c. " "	323	199
India—Bombay " "	5,042	4,241	2,086	2,913	5,459	3,640	2,931	1,597	2,555	4,559
" Calcutta " "	212	1,504	560	637	67	799	413	340
" Karachi " "	438	353
" Cutch " "	114	918	74	718
Other British Possessions " "	37	60	6	127	33	42	5	73
Total, British Empire ... Cwt.	13,187	13,099	11,487	6,043	12,649	8,434	7,822	7,666	4,678	8,716
Java Cwt.	3,506	2,648
Other Foreign Countries " "	6	63	78	88	4	42	61	58
Egypt " "	542	400
Total, Foreign Countries... Cwt.	6	63	3,584	630	4	42	2,709	458
Total, British and Foreign Countries ... Cwt.	13,193	13,099	11,550	9,627	13,279	8,438	7,822	7,708	7,387	9,174
3. Molasses—										
Other Foreign Countries ... Cwt.	70	57
Total, British and Foreign Countries ... Cwt.	70	57
4. Confectionery—										
United Kingdom Cwt.	2,110	2,099	2,773	3,267	6,416	3,076	2,990	4,086	4,847	10,278
Other British Possessions " "	43	23	67½	107	30	63	35	114	126	69
Gulf of Cutch " "	70	76
Total, British Empire ... Cwt.	2,153	2,125	2,840½	3,374	6,516	3,139	3,025	4,200	4,973	10,423
Egypt, &c... .. Cwt.	52	158	70	240
Belgium " "	97	119
Other Foreign Countries " "	69½	26½	36½	74	97½	144	49	60	102	153
Total, Foreign Countries... Cwt.	69½	26½	133½	126	255½	144	49	179	172	393
Total, British and Foreign Countries ... Cwt.	2,222½	2,151½	2,973½	3,500	6,771½	3,283	3,074	4,379	5,145	10,816
Total, Sugar ... Cwt.	123,169	124,816½	173,280½	76,797½	233,878½	88,494	93,424	1,30,773	66,074	1,93,894
II.—TEA—										
1. Tea, Black—										
United Kingdom Lbs.	3,923	2,369	2,947	5,363	6,408	91	103	113	226	263
Ceylon " "	19,430	7,768	21,595	26,910	24,657	580	224	642	963	768
Straits Settlements " "	8,840	293
India—Bombay " "	23,823	15,204	55,694	39,239	18,192	905	421	1,358	1,045	797
" Calcutta " "	373,379	166,495	123,659	173,288	210,989	11,930	4,967	4,360	5,920	7,825
Other British Possessions " "	1,760	513	229	2,251	36	24	9	79
Total, British Empire ... Lbs.	431,150	192,349	209,124	217,551	260,246	13,835	5,739	6,482	8,233	9,653

SEA-BORNE TRADE.

GENERAL IMPORTS.
YEARS 1908-09 TO 1912-13.

No. 7—continued.

GENERAL IMPORTS IN THE YEARS 1908-09 TO 1912-13—continued.

Quantities and Value of Principal and Other Articles, Imported into the Port of Aden, in each Official Year, from 1908-09 to 1912-13—continued.

ARTICLES AND COUNTRIES WHENCE IMPORTED.	Quantities.					Value.				
	1908-1909.	1909-1910.	1910-1911.	1911-1912.	1912-1913.	1908-1909.	1909-1910.	1910-1911.	1911-1912.	1912-1913.
I.—FOOD, DRINK AND TOBACCO— <i>continued.</i>						£	£	£	£	£
H.—TEA—continued.										
1. Tea, Black— <i>continued.</i>										
China Lbs.	3,600	3,612	133	87
Other Foreign Countries	166	90	220	799	517	24	9	10	45	41
Total, Foreign Countries Lbs.	166	3,690	220	4,411	517	24	142	10	132	41
Total, British and Foreign Countries Lbs.	431,316	193,039	202,344	251,962	260,763	13,859	5,881	6,492	8,365	9,694
I.—OTHER FOOD AND DRINK—										
1. Coffee, other than roasted or ground—										
Zanzibar and Pemba Cwt.	49	63	15	133	160	67
Somaliland	2,123	3,595	1,137	626	827	6,541	10,667	3,178	1,859	3,055
Straits Settlements	9,997	3,601	7,121	2,310	9,062	10,415	5,445	13,119	3,205	11,046
Perim	63	62	155	114
India—Bombay	203	117	128	339	98	68
" Malabar Coast	639	646	477	458
Other British Possessions	3	3	122	46	6½	4	3	111	31	4
Total, British Empire Cwt.	12,389	7,248	8,380	3,801	10,746½	17,454	16,248	16,408	5,830	14,812
Abyssinia—Mossowah Cwt.	3,080	3,401	2,410	927	3,390	8,767	10,192	6,789	2,637	11,209
Dunkali Coast	283	511	238	139	760	1,546	643	352
Gaizan	201	56	1,176	480	112	3,727
Lohia	1,172	624	309	114	3,514	1,881	931	393
Hodeidah	47,592	47,308	42,574	46,710	35,123	138,137	151,247	130,834	145,157	117,294
Mokha	20,909	22,118	14,793	9,893	39,733	50,559	63,965	39,172	27,934	126,725
Arabian Gulf Ports	563	843	806	346	781	1,214	1,761	1,635	668	1,517
Islands of Furan	150	400
Egypt, &c.	22	96
Confidah	2,773	8,618
Java	324	105	2,194	3,969	227	230	3,243	4,876
Djibouti and Obokh	37,564	38,517	53,888	43,055	45,117	95,025	123,325	133,951	118,856	139,208
Muskat	74	213
Other Foreign Countries	57	1	9	17½	2	64	3	27	22	3
Jeddah	141	470
Total, Foreign Countries Cwt.	111,146	113,473	115,188	106,163½	129,432	299,056	354,320	314,324	307,910	405,029
Total, British and Foreign Countries Cwt.	123,535	120,721	123,568	109,969½	140,178½	316,510	370,568	330,732	313,740	419,841
2. Hops—										
Other British Possessions Cwt.	6	10½	4	4	18	32	14	10
Total, British Empire Cwt.	6	10½	4	4	18	32	14	10
Other Foreign Countries Cwt.	33	25	31	20
Total, Foreign Countries Cwt.	33	25	31	20
Total, British and Foreign Countries Cwt.	6	43½	4	29	18	63	14	30
3. Salt—										
Other British Possessions Tons.	3½ ³ / ₁₆	2½ ³ / ₁₆	5½ ¹ / ₁₆	4	9½	34	30	50	31	67
Total, British Empire	3½ ³ / ₁₆	2½ ³ / ₁₆	5½ ¹ / ₁₆	4	9½	34	30	50	31	67
Other Foreign Countries Tons.	10	1½	7 ⁷ / ₁₆	13	11	7
Total, Foreign Countries Tons.	10	1½	7 ⁷ / ₁₆	13	11	7
Total, British and Foreign Countries Tons.	13½ ³ / ₁₆	2½ ³ / ₁₆	5½ ¹ / ₁₆	5½	9½ ⁷ / ₁₆	47	30	50	42	74
J.—TOBACCO—										
1. Unmanufactured—										
Zanzibar and Pemba Lbs.	3,864	80
India—Bombay	5,596,556	5,783,568	9,019,152	7,823,872	5,707,100	54,517	62,753	99,660	83,948	62,864
" Karachi	5,376	67
" Gulf of Cutch	16,461	70
Other British Possessions	2,352	6,209	3,436	9,044	13,272	53	101	54	84	124
Total, British Empire Lbs.	5,602,772	5,789,777	9,074,428	7,832,916	5,720,372	54,650	62,854	99,851	84,032	62,988

GENERAL IMPORTS.

SEA-BORNE TRADE.

YEARS 1908-09 TO 1912-13.

No. 7—continued.

GENERAL IMPORTS IN THE YEARS 1908-09 TO 1912-13—continued.

Quantities and Value of Principal and Other Articles, Imported into the Port of Aden, in each Official Year, from 1908-09 to 1912-13—continued.

ARTICLES, AND COUNTRIES WHENCE IMPORTED.	Quantities.					Value.				
	1908-1909.	1909-1910.	1910-1911.	1911-1912.	1912-1913.	1908-1909.	1909-1910.	1910-1911.	1911-1912.	1912-1913.
I.—FOOD, DRINK AND TOBACCO— <i>continued.</i>						£	£	£	£	
J.—TOBACCO— <i>continued.</i>										
1. Unmanufactured— <i>continued.</i>										
Austria Lbs.	17,528	15,568	520	330
Russia "	35,840	121,520	800	5,333
Jeddah "	18,256	15,456	217	190
Turkey in Europe "	28,672	39,758	216,860	28,224	49,112	2,233	2,349	6,866	2,803	3,993
Greece "	65,688	100,972	187,824	285,012	519,764	1,325	4,473	3,207	4,472	7,318
Hodaidah "	18,592	267
Germany "	12,768	2,688	364	233	67	121
Belgium "	6,720	233
Mossovah "	21,336	383
Egypt, etc. "	137,676	65,918	237,173	369,740	1,043,282	3,109	2,787	5,901	7,227	20,979
Arabian Gulf Ports "	2,263,576	2,253,636	2,360,288	3,108,063	3,138,408	29,617	35,106	36,411	55,166	61,521
Muscat "	4,452	87
Persia "	63,952	132,832	446,768	379,904	595,356	726	1,775	6,645	5,565	8,317
Turkey in Asia "	630,105	397,745	193,438	344,988	127,764	15,220	20,330	3,606	6,425	2,673
Russia in Europe "	201,264	49,392	3,933	713
Other Foreign Countries "	8,316	5,016	1,316	4,608	4,200	122	106	43	59	63
Total Foreign Countries ... Lbs.	3,239,453	3,199,009	3,713,095	4,681,887	5,542,824	53,425	70,926	64,147	87,700	105,767
Total British and Foreign Countries ... Lbs.	8,842,225	8,988,786	12,788,123	12,514,803	11,263,106	103,075	133,780	163,998	171,732	168,755
2. Manufactured—										
(a) Cigars—										
United Kingdom ... Lbs.	335	79
India—Bombay ... "	4,949	3,030	880	325	132	67
" Madras ... "	3,857	12,663	13,576	3,693	368	560	406	409
" Madras—other Ports ... "	2,312	8,778	7,458	1,910	2,610	146	280	347	128	205
" Calcutta ... "	2,200	1,324	2,813	6,959	218	79	123	426
Other British Possessions ... "	190	2,130	1,620	932	1,762	28	132	130	63	178
Total British Empire ... Lbs.	13,843	28,225	25,467	9,801	8,945	1,164	1,163	1,006	617	859
Germany Lbs.	224	67
Other Foreign Countries ... "	404	75	1,190	1,123	1,026	94	3	85	140	95
Philippine Island ... "	1,300	94
Holland "	1,530	1,750	1,571	72	127	109
Total Foreign Countries ... Lbs.	628	1,375	2,720	2,873	2,597	161	97	157	267	204
Total British and Foreign Countries ... Lbs.	14,471	29,600	28,187	12,674	11,542	1,325	1,280	1,163	884	1,063
(b) Cigarettes—										
United Kingdom ... Lbs.	23,870	20,992	31,008	18,409	16,885	1,402	1,130	1,415	1,007	1,298
Other British Possessions ... "	131	450	800	156	11	20	31	10
Total British Empire ... Lbs.	24,001	21,442	31,808	18,409	17,041	1,413	1,150	1,446	1,007	1,308
Spain Lbs.	1,632	84
Germany "	224	67
Other Foreign Countries ... "	1,850	205	356	900	476	100	25	24	42	22
Total Foreign Countries ... Lbs.	2,074	1,837	356	900	476	167	109	24	42	22
Total British and Foreign Countries ... Lbs.	26,075	23,279	32,159	19,309	17,517	1,580	1,259	1,470	1,049	1,330
(c) Other sorts—										
United Kingdom ... Lbs.	15,773	20,493	27,034	28,304	32,391	967	1,256	1,995	2,097	2,442
India—Bombay ... "	63,000	11,256	613	156
" Calcutta ... "	2,744	6,832	12,824	11,376	8,988	107	77	146	156	107
Other British Possessions ... "	904	1,301	13,088	4,578	5,774	35	36	113	97	75
Total British Empire ... Lbs.	82,421	28,626	52,946	55,514	47,153	1,752	1,369	2,254	2,506	2,624
United States of America ... Lbs.	3,520	4,136	3,973	127	164	181
Persia "	9,520	170
Germany "	2,240	80
Mossovah "	48,832	854
Jeddah "	9,520	166
Other Foreign Countries ... "	1,968	198	4,709	50	225	67	23	73	1	11
Total Foreign Countries ... Lbs.	11,488	15,478	4,709	53,018	4,198	233	400	73	1,019	192
Total British and Foreign Countries ... Lbs.	93,909	44,104	57,655	108,532	51,351	1,985	1,769	2,327	3,525	2,816
Total Tobacco ... Lbs.	8,976,680	9,085,769	12,906,124	12,655,318	11,343,606	112,965	138,088	163,958	177,190	173,964
Total Food, Drink and Tobacco ... Lbs.	1,006,466	1,062,318	1,078,716	1,108,773	1,492,185

SEA-BORNE TRADE.

GENERAL IMPORTS.

YEARS 1908-09 TO 1912-13.

No. 7—continued.

GENERAL IMPORTS IN THE YEARS 1908-1909 TO 1912-1913—continued.

Quantities and Value of Principal and Other Articles, Imported into the Port of Aden, in each Official Year, from 1908-1909 to 1912-1913—continued.

ARTICLES AND COUNTRIES WHENCE IMPORTED.	Quantities.					Value.				
	1908-1909.	1909-1910.	1910-1911.	1911-1912.	1912-1913.	1908-1909.	1909-1910.	1910-1911.	1911-1912.	1912-1913.
II.—RAW MATERIALS AND PRODUCE AND ARTICLES MAINLY UNMANUFACTURED—										
A.—COAL, COKE, AND PATENT FUEL—										
1. Coal—										
United Kingdom ... Tons.	115,805	109,956	110,209	152,646½	115,356½	178,685	147,580	146,314	202,336	162,327
India—Calcutta ... "	9,874	5,793	7,283	12,384	10,194	13,165	7,724	9,711	16,512	13,692
Other British Possessions... "	2	3
Total British Empire ... Tons.	125,181	115,749	117,492	165,030½	125,550½	191,853	155,304	156,025	219,348	175,919
Other Foreign Countries ... Tons.	3
Japan ... "	6,700	8,933
Portuguese East Africa ... "	2,500	3,000
Total Foreign Countries ... Tons.	9,200	3	11,933
Total British and Foreign Countries ... Tons.	125,181	115,749½	117,492	165,030½	134,750½	191,853	155,307	156,025	219,348	187,852
3. Patent Fuel—										
Somaliland ... Tons.	65½	245	303	300	296	143	514	568	500	642
Other British Possession ... "	2½	2	3	6
Total British Empire ... Tons.	65½	245	303½	302½	296½	143	514	570	503	648
Independent Somali Ports. Tons.	119½	43½	73	91	234	90	127	233
Mocha ... "	48½	124	72	59	67	142	263	165	121	180
Other Foreign Countries ... "	4½	33½	2½	8½	4½	9	68	4	9	17
Total Foreign Countries ... Tons.	171½	157½	117½	140½	165½	385	331	259	257	430
Total British and Foreign Countries ... Tons.	238½	402½	421½	442½	462	528	845	829	760	1,078
Total of Coal ... Tons.	125,419½	116,152	117,913½	165,472½	135,212½	192,381	156,152	156,854	220,108	188,930
B.—GUMS, RESINS AND LAC—										
1. Gums and Resins—										
(a) Arabic—										
Suakin, etc. ... Cwt.	171	210
Somaliland ... "	2,246	2,499	2,632	2,635	7,136	3,097	3,783	3,461	4,554	10,619
India—Bombay ... "	62	198	92	126	100	355	120	85
Other British Possessions ... "	4	8	4	10
Total British Empire ... Cwt.	2,246	2,736	2,830	2,727	7,270	3,097	4,097	3,819	4,674	10,714
Mossowah, etc. ... Cwt.	464	74	74	147	492	691	98	121	367	673
Koufidah ... "	603	182	693	244	542	253	919	271
Mocha ... "	93	43	202	72
Independent Somali Ports ... "	2,785	4,111	3,959	3,469	5,241	2,792	4,979	5,150	5,164	5,655
Italian East Africa ... "	1,159	843	413	1,077	2,713	892	884	342	1,095	2,972
Jeddah ... "	218	600	647	230	909	831
Egypt, etc. ... "	187	231
Hodaidah ... "	415	1,908	1,937	2,438	214	513	2,873	2,491	3,775	278
Arabian—Gulf Ports ... "	341	163	469	208
Other Foreign Countries ... "	9	18	8	11	10	24	12	2
D'jibouty ... "	50	73
Total Foreign Countries ... Cwt.	6,656	7,499	7,094	7,973	9,401½	6,392	9,575	9,047	11,593	10,566
Total British and Foreign Countries ... Cwt.	8,302	10,235	9,924	10,700	16,671½	9,489	13,672	12,866	16,267	21,280
(b) Benjamin—										
Straits Settlements ... Cwt.	330	473	390	685	1,298	889	1,104	1,035	2,385	4,109
India—Bombay ... "	319	841	262	124	195	764	710	688	411	528
Other British Possessions ... "	4	7
Total British Empire ... Cwt.	649	814	656	809	1,493	1,653	1,814	1,730	2,796	4,637
Jeddah ... Cwt.	76	67
Other Foreign Countries ... "	6	14	25	3½	12½	9	20	46	5	55
Total Foreign Countries ... Cwt.	6	14	101	3½	12½	9	20	113	5	55
Total British and Foreign Countries ... Cwt.	655	823	757	812½	1,505½	1,662	1,834	1,843	2,801	4,692
(c) Olibanum or Frankincense—										
India—Bombay ... Cwt.	30	133
Other British Possessions... "	62½	116	20	34	40	60	24	53
Somaliland ... "	1,860	2,396	1,711	1,523	1,480	1,338	1,467	1,001
Total British Empire ... Cwt.	92½	1,860	2,512	1,731	1,557	173	1,480	1,398	1,491	1,054

GENERAL IMPORTS.

SEA-BORNE TRADE

YEARS 1908-09 TO 1912-13.

No. 7—continued.

GENERAL IMPORTS IN THE YEARS 1908-1909 TO 1912-1913—continued.

Quantities and Value of Principal and Other Articles, Imported in the Port of Aden, in each Official Year, from 1908-1909 to 1912-1913—continued.

ARTICLES AND COUNTRIES WHENCE IMPORTED.	Quantities.					Value.				
	1908-1909.	1909-1910.	1910-1911.	1911-1912.	1912-1913.	1908-1909.	1909-1910.	1910-1911.	1911-1912.	1912-1913.
II.—RAW MATERIALS AND PRODUCE AND ARTICLES MAINLY UNMANUFACTURED—continued.										
B.—GUMS, RESINS AND LAC—contd.										
1. Gums and Resins—continued.										
(c) Olibanum or Frankincense—continued.										
Maskat Cwt.	1,516	1,104
Independent Somali Ports	16,061	17,505	21,818	24,081	22,417	10,408	13,681	20,190	23,196	17,247
Arabian—Gulf Ports	1,903	1,832	2,479	5,738	6,788	1,357	1,448	2,016	5,127	4,912
Egypt, etc.	96	93
D'jibouti and Obokh	128	84
Other Foreign Countries.	18	58	49	41	9	37	48	62
Muscat	93	67
Total Foreign Countries ... Cwt.	18,110	19,491	24,346	31,335	29,339	11,858	15,269	22,254	29,427	22,288
Total British and Foreign Countries ... Cwt.	18,202½	21,351	26,858	33,066	30,896	12,031	16,739	24,152	30,918	23,342
(d) Rosin—										
India—Karachi ... Cwt.	45	87
Other British Possessions. ...	59	40
India—Bombay	130	142
United Kingdom	98	98
Total British Empire ... Cwt.	104	228	127	240
Total Foreign Countries ... Cwt.	228	240
Total British and Foreign Countries ... Cwt.	104	228	127	240
(e) Other sorts—										
Somaliland Cwt.	913	1,320	1,965	1,725	1,485	1,767	2,346	3,779	2,983	2,540
India—Pombay... ..	291	110	74	142	70	91
Other British Possessions ...	52	32	124	127	1	27	21	104	91	2
Total British Empire ... Cwt.	1,256	1,462	2,089	1,852	1,560	1,936	2,437	3,883	3,074	2,633
Austria Cwt.	29	76
Independent Somali Ports	8,621	8,160	10,991	14,619	15,654	6,248	6,771	8,587	11,820	11,783
Italian East Africa	308	337	342	375	239	472	529	700	694	349
Arabian—Gulf Ports	4,578	3,519	4,395	3,965	2,235	4,218	3,868	3,815	5,021	2,675
Persia	744	399	379	222	499	1,252	617	633	445	1,172
Turkey in Asia	51	63	125	72	84	239
Other Foreign Countries. ...	258	40	92½	130	150	223	87	171	188	182
Mokha	23	82
Total Foreign Countries ... Cwt.	14,560	12,518	16,228½	19,311	18,925	12,445	11,956	13,982	18,168	16,482
Total British and Foreign Countries ... Cwt.	15,816	13,980	18,317½	21,163	20,485	14,421	14,393	17,865	21,242	19,115
Total of Gums and Resins ... Cwt.	43,079½	46,394	55,856½	65,741½	69,785½	37,730	46,638	56,726	71,228	68,669
C.—HIDES AND SKINS, RAW AND DRESSED, AND LEATHER, UNWROUGHT—										
1. Hides, raw—										
Snakin and Portsudan ... { Cwt. & No.	409½	108	1,065	263
Somaliland { Cwt. & No.	930½	782	4,095	1,080	3,606½	2,424	2,315	3,770	5,270	12,685
Zanzibar and Pemba ... { Cwt. & No.	9,306	7,826	12,781	18,773	36,067	857	633	571	85	717
India—Bombay { Cwt. & No.	329	243	213	81	253	73	107	275	67
Other British Possessions { Cwt. & No.	3,291	2,430	2,130	810	2,530	25	16	13	15
Perim { Cwt. & No.	44	40	75	18	71
Other British Possessions { Cwt. & No.	440	400	750	180
Other British Possessions { Cwt. & No.	13½	8	6	6½
Other British Possessions { Cwt. & No.	132	82	62	68
Other British Possessions { Cwt. & No.	42½
Other British Possessions { Cwt. & No.	425
Total British Empire ... { Cwt. & No.	1,316½	1,073	1,906½	2,147½	3,920	3,379	3,071	5,419	5,908	13,540
Total British Empire ... { Cwt. & No.	13,169	10,738	19,068	21,481	39,202

SEA-BORNE TRADE.

GENERAL IMPORTS.

YEARS 1908-09 TO 1912-13.

No. 7—continued.

GENERAL IMPORTS IN THE YEARS 1908-1909 TO 1912-1913—continued.

Quantities and Value of Principal and Other Articles, Imported into the Port of Aden,
in each Official Year, from 1908-1909 to 1912-1913—continued.

ARTICLES AND COUNTRIES WHENCE IMPORTED.	Quantities.					Value.				
	1908-1909.	1909-1910.	1910-1911.	1911-1912.	1912-1913.	1908-1909.	1909-1910.	1910-1911.	1911-1912.	1912-1913.
II.—RAW MATERIALS AND PRODUCE AND ARTICLES MAINLY UNMANUFACTURED—continued.										
C.—HIDES AND SKINS, RAW AND DRESSED, AND LEATHER, UNWROUGHT—continued.										
1. Hides, raw—continued.										
Anstria	Cwt. & No.	50	200
Mossowah, etc.	Cwt. & No.	500
	Cwt. & No.	1,303½	158	173	121	1,423	2,574	415	440	373
Dankali Coast	Cwt. & No.	13,037	1,583	1,730	1,210	14,229	287	370	2,624	1,424
	Cwt. & No.	97	128	846	557	435½
Independent Somali Ports	Cwt. & No.	966	1,279	8,462	5,570	4,355	1,304	355	364	1,136
	Cwt. & No.	581	123	155	424	871½
Italian East Africa	Cwt. & No.	5,810	1,229	1,550	4,239	8,716	25,032	28,956	34,046	27,666
	Cwt. & No.	7,810½	9,202	10,462	8,835	11,276
Egypt, etc.	Cwt. & No.	78,107	92,015	104,615	88,345	112,755	200
	Cwt. & No.	66
Jeddah	Cwt. & No.	660	32	76	153	77	239
	Cwt. & No.	56
Konfidah	Cwt. & No.	560	320	760	87	87	860
	Cwt. & No.	39	33	278
Gaizan	Cwt. & No.	390	330	2,780
	Cwt. & No.	26	43	61½	77	117
Hodaidah	Cwt. & No.	117	255	430	615	201	471	385	758
	Cwt. & No.	190	173	268	414
Mocha	Cwt. & No.	1,170	1,901	1,730	2,680	4,140	875	1,745	1,079	843
	Cwt. & No.	459	759	519½	444	2,564
Arabian—Gulf Ports	Cwt. & No.	4,585	7,587	5,195	4,442	25,543	1,293	551	562	363
	Cwt. & No.	694	230	246	167	329½
Maskat	Cwt. & No.	6,940	2,300	2,461	1,665	3,296	667	102
	Cwt. & No.	228	51
German East Africa	Cwt. & No.	2,280	512	180	133
	Cwt. & No.	69	56½
Turkey in Asia	Cwt. & No.	690	30	84
	Cwt. & No.
D'jibonti and Obokh	Cwt. & No.	6,596	13,984	17,615	8,292	6,570	19,989	48,478	64,087	29,849
	Cwt. & No.
Other Foreign Countries	Cwt. & No.	65,963	139,843	176,151	82,916	65,698	17	10	120
	Cwt. & No.	7½	4	48½	15½	35
	Cwt. & No.	80	40	485	157
Total Foreign Countries	Cwt. & No.	18,123½	24,949	30,337½	19,437	24,027	52,859	81,876	103,957	63,374
	Cwt. & No.	181,238	249,477	303,374	194,359	240,264	94,123
Total British Empire and Foreign Countries	Cwt. & No.	19,441	26,022	32,244	21,584½	27,947	56,238	84,947	109,376	69,282
	Cwt. & No.	194,407	260,215	322,442	215,840	279,466	107,663
2. Skins, raw—										
Somaliland	Cwt. & No.	24,348½	23,720	25,058	27,640	24,956	120,857	153,770	157,334	170,681
	Cwt. & No.	1,947,884	1,897,524	2,004,631	2,211,186	1,996,503	159,328
Zanzibar and Pemba	Cwt. & No.	290½	578	155	136	127	694	2,403	488	542
	Cwt. & No.	23,270	46,202	12,430	10,850	10,160	489
Perim	Cwt. & No.	61½	71	49	43½	160	185	288	144	138
	Cwt. & No.	4,937	5,669	3,910	3,400	12,820	571

GENERAL IMPORTS.

SEA-BORNE TRADE.

YEARS 1908-09 TO 1912-13.

No. 7—continued.

GENERAL IMPORTS IN THE YEARS 1908-09 TO 1912-13—continued.

Quantities and Value of Principal and Other Articles, Imported into the Port of Aden, in each Official Year, from 1908-09 to 1912-13—continued.

ARTICLES AND COUNTRIES WHENCE IMPORTED.	Quantities.					Value.				
	1908-1909.	1909-1910.	1910-1911.	1911-1912.	1912-1913.	1908-1909.	1909-1910.	1910-1911.	1911-1912.	1912-1913.
II.—RAW MATERIALS AND PRODUCE AND ARTICLES MAINLY UNMANUFACTURED—continued.						£	£	£	£	£
C.—HIDES AND SKINS, RAW AND DRESSED, AND LEATHER, UNWROUGHT—continued.										
2. Skins raw—continued.										
United Kingdom ...	Cwt.	21	26½	74½	120	233	500
	No.	1,700	2,100	5,982
Other British Possessions	Cwt. 1½	2½	13	11
	No. 100	192					
Suakin, &c.	Cwt.	54	96	66	291	550	362
	No.	4,320	7,680	5,240
Total British Empire	Cwt. & No. 24,702½	24,446½	25,384½	27,960½	25,243	121,749	156,883	1,58,749	1,72,223	1,60,388
		1,976,191	1,955,607	2,030,751	2,236,748	2,019,488				
Abyssinia—Mosowah	Cwt. & No. 8,530	12,171	10,830½	9,330	10,867½	37,095	68,483	55,966	44,481	52,940
	No. 682,435	9,73,646	866,450	746,380	873,772					
Dankali Coast	Cwt. & No. 1,862	2,295	3,135	2,736	2,951½	7,919	11,624	14,716	12,399	14,708
	No. 148,940	1,83,610	250,825	218,840	236,100					
Independent Somali Ports	Cwt. & No. 7,997	4,615	4,785	6,856	4,945	31,094	21,448	21,520	28,079	21,916
	No. 639,756	3,78,146	415,430	640,386	503,963					
Italian East Africa	Cwt. & No. 8,894	4,550	7,136	8,430	5,815	12,771	33,472	36,437	40,852	26,159
	No. 711,515	14,55,980	1,634,920	1,823,880	1,287,670					
German East Africa	Cwt. & No.	14	67
	No.	1,140					
Egypt, &c.	Cwt. & No.	42	168	67
	No. 3,375	1,000					
Jeddah	Cwt. & No. 637	270	471	479	1,891	2,601	1,383	2,517	1,950	10,013
	No. 50,980	21,620	37,700	38,280	151,280					
Konfdah	Cwt. & No. 741	436	344	1,358	3,588	2,013	1,552	8,440
	No. 59,260	34,860	27,520	108,640					
Gaizan	Cwt. & No. 19	309	315½	20	587	77	1,709	1,683	93	2,841
	No. 1,500	24,740	25,240	1,600	46,980					
Hodaidah	Cwt. & No. 2,566	2,658	2,278	2,580	1,849	10,722	13,588	11,449	13,956	11,597
	No. 205,258	212,615	182,270	206,425	147,909					
Mokeha	Cwt. & No. 1,260	289	60	611	6,025	4,925	1,416	260	2,859	28,319
	No. 100,785	23,100	4,850	48,862	481,975					
Arabian—Gulf Ports	Cwt. & No. 637	770	870	642	630	2,501	3,404	3,098	2,686	2,285
	No. 54,967	61,600	69,613	51,365	51,926					
Islands of Foran, &c.	Cwt. & No. 94	81	287	459
	No. 7,500	6,480					
D'jibouti and Obokh	Cwt. & No. 17,795	26,452	23,201	22,262	15,874½	91,562	164,251	140,584	129,835	101,758
	No. 1,423,593	2,116,171	1,856,090	1,780,955	1,269,945					
Lohia	Cwt. & No. 102	292
	No. 8,145					
Other Foreign Countries	Cwt. & No. 10	12	10	7½	13½	30	73	42	33	57
	No. 800	880	790	585	1,080					
Austria	Cwt. & No.	13,000	713
	No.					
Total Foreign Countries	Cwt. & No. 51,236	54,935	53,436	55,311½	51,610½	205,632	323,457	289,824	285,663	273,306
	No. 4,098,809	5,495,588	5,371,698	5,666,198	5,065,600					
Total British and Foreign Countries	Cwt. & No. 75,938½	79,381½	78,820½	83,271½	76,853½	327,381	480,340	448,573	4,57,886	433,694
	No. 6,075,000	7,451,195	7,402,449	7,902,946	7,085,088					
Total Hides and Skins, Raw	Cwt. & No. 95,379	105,403	111,064	104,856	104,800½	383,619	565,287	557,949	527,168	541,357
	No. 6,269,407	7,711,410	7,724,891	8,118,786	7,364,554					

SEA-BORNE TRADE.

GENERAL IMPORTS.
YEARS 1908-09 TO 1912-13.

No. 7—continued.

GENERAL IMPORTS IN THE YEARS 1908-09 TO 1912-13—continued.

Quantities and Value of Principal and Other Articles, Imported into the Port of Aden, in each Official Year, from 1908-09 to 1912-13—continued.

ARTICLES AND COUNTRIES WHENCE IMPORTED.	Quantities.					Value.				
	1908-1909.	1909-1910.	1910-1911.	1911-1912.	1912-1913.	1908-1909.	1909-1910.	1910-1911.	1911-1912.	1912-1913.
II.—RAW MATERIALS AND PRODUCE AND ARTICLES MAINLY UNMANUFACTURED—continued.										
C.—HIDES AND SKINS, RAW AND DRESSED, AND LEATHER, UNWROUGHT—continued.										
3. Hides, tanned or dressed—										
India—Bombay ...	Cwt. & No. 377	262	337	433	697	} 1,292	991	1,169	1,496	2,650
Other British Possessions ...	Cwt. & No.	26					
Total British Empire ...	Cwt. & No. 377	288	337	433	697	} 1,292	1,091	1,169	1,496	2,850
	Cwt. & No. 3,764	2,880	3,370	4,330	6,971					
Djibouti and Obokh ...	Cwt. & No.	52	}	140
Other Foreign Countries ...	Cwt. & No. 1					
Total Foreign Countries ...	Cwt. & No. 1	52	} 4	140
	Cwt. & No. 12	520					
Total British and Foreign Countries ...	Cwt. & No. 378	340	337	433	697	} 1,296	1,231	1,169	1,496	2,850
	Cwt. & No. 3,776	3,400	3,370	4,330	6,971					
4. Skins, tanned or dressed—										
India—Bombay ...	Cwt. & No. 16	} 72
Other British Possessions ...	Cwt. & No.	2	2					
Total British Empire ...	Cwt. & No. 16	2	2	} 72	37	9	40
	Cwt. & No. 1,240	125	55	150					
Jeddah ...	Cwt. & No. 316	198	320	427	403½	} 1,624	1,425	2,194	2,614	2,668
Other Foreign Countries ...	Cwt. & No. 7	17	4½	13½	9½					
Total Foreign Countries ...	Cwt. & No. 323	215	324½	440½	413½	} 1,666	1,527	2,212	2,699	2,755
	Cwt. & No. 25,840	17,160	25,920	35,220	33,112					
Total British and Foreign Countries ...	Cwt. & No. 339	217	325½	440½	415½	} 1,738	1,564	2,221	2,699	2,795
	Cwt. & No. 27,080	17,285	25,975	35,220	33,262					
Total Hides and Skins, tanned or dressed ...	Cwt. & No. 717	557	662½	873½	1,112½	} 3,034	2,795	3,390	4,195	5,645
	Cwt. & No. 30,556	20,685	29,345	39,550	40,233					
Total Hides and Skins, Raw and Dressed, and Leather Unwrought ...	Cwt. & No. 96,096½	105,960	111,726½	105,729½	105,913½	} 380,653	568,082	561,339	531,363	547,602
	Cwt. & No. 6,300,263	7,732,095	7,754,236	8,158,335	7,404,787					
D.—METALLIC ORES AND SOAP METAL FOR RE-MANUFACTURE—										
2. Scrap Metal for re-manufacture—										
(a) Copper, old for re-manufacture—										
Somaliland ...	Cwt.	75	42	}	226	96
India—Bombay ...	Cwt. 35					
Other British Possessions ...	Cwt. 4	34½	15	2	} 10	74	19	3
Perim ...	Cwt.	69					
Total British Empire ...	Cwt. 39	34½	90	113	} 134	74	245	250
	Cwt.					

GENERAL IMPORTS.

SEA-BORNE TRADE.

YEARS 1908-09 TO 1912-13.

No. 7—continued.

GENERAL IMPORTS IN THE YEARS 1908-09 TO 1912-13—continued.

Quantities and Value of Principal and Other Articles, Imported into the Port of Aden, in each Official Year, from 1908-09 to 1912-13—continued.

ARTICLES AND COUNTRIES WHENCE IMPORTED.	Quantities.					Value.				
	1908-1909.	1909-1910.	1910-1911.	1911-1912.	1912-1913.	1908-1909.	1909-1910.	1910-1911.	1911-1912.	1912-1913.
II.—RAW MATERIALS AND PRODUCE AND ARTICLES MAINLY UNMANUFACTURED—continued.										
D.—METALLIC ORES AND SCRAP METAL FOR RE-MANUFACTURE—continued.										
2. Scrap Metal for re-manufacture—continued.										
(a) Copper, old for re-manufacture—continued.										
Other Foreign Countries ... Cwt.	29	23½	27½	44½	63	57	65	58
Arabian-Gulf-Ports ... „	52	130
Total Foreign Countries. Cwt.	29	23½	27½	96½	63	57	65	188
Total British and Foreign Countries ... Cwt.	63	57½	117½	209½	197	131	310	438
(b) Iron or Steel, old for re-manufacture—										
Other British Possessions ... Cwt.	4	3
Total British Empire. Cwt.	4	3
Total Foreign Countries. Cwt.
Total British and Foreign Countries ... Cwt.	4	3
Total Metallic Ores and Scraps Metal for re-manufacture ... Cwt.	200	131	310
E.—OILS—										
1. Animal—										
Other British Possessions . Gals.	3	520	1	18
Total British Empire ... Gals.	3	520	1	18
Arabian-Gulf-Ports ... Gals.	1,764	2,608	13,029	3,819	9,430	74	115	420	98	349
Other Foreign Countries ... „	112	411	2,433	273	6	17	78	9
Total Foreign Countries . Gals.	1,876	3,019	15,462	3,819	9,703	80	132	498	98	358
Total British and Foreign Countries ... Gals.	1,879	3,019	15,982	3,819	9,703	81	132	516	98	358
2. Essential—										
India—Bombay ... Gals.	122	459	332	485	154	241	140	233
Other British Possessions... „	47	228	14	2	9	38	17	1
Total British Empire ... Gals.	169	687	346	487	163	279	157	234
United States of America . Gals.	490	91
Other Foreign Countries ... „	10	1
Total Foreign Countries. Gals.	500	92	234
Total Foreign Countries. Gals.	169	1,187	346	487	163	371	157	234
3. Mineral—										
(b) Kerosine—										
ii. In cases—										
Perm ... Gals.	2,232	75
Total British Empire. Gals.	2,232	75
United States ... Gals.	1,299,807	696,008	752,000	1,279,400	1,273,120	42,830	20,630	22,933	38,791	44,244
Russia in Asia ... „	391,424	10,915
Austria ... „	28,560	2,352	893	76
Borneo ... „	23,824	78,424	345,352	794	2,591	9,869
Sumatra ... „	39,040	110,576	1,078	3,264
Other Foreign Countries ... „	792	26
Total Foreign Countries ... Gals.	1,654,400	776,784	1,136,392	1,279,400	1,383,696	55,458	23,297	33,880	38,791	47,503
Total British and Foreign Countries. Gals.	1,654,400	776,784	1,136,392	1,279,400	1,385,928	55,458	23,297	33,880	38,791	47,503

No. 7—continued.

GENERAL IMPORTS IN THE YEARS 1908-09 TO 1912-13—continued.

Quantities and Value of Principal and Other Articles, Imported into the Port of Aden,
in each Official Year, from 1908-09 to 1912-13—continued.

ARTICLES AND COUNTRIES WHENCE IMPORTED.	Quantities.					Value.				
	1908-1909.	1909-1910.	1910-1911.	1911-1912.	1912-1913.	1908-1909.	1909-1910.	1910-1911.	1911-1912.	1912-1913.
II.—RAW MATERIALS AND PRODUCE AND ARTICLES MAINLY UNMANUFACTURED—continued.										
E.—OILS—continued.										
3. Mineral—continued.										
(c) Lubricating oils—										
United Kingdom ... Gals.	13,233	4,633	2,307	2,351	3,171	508	445	498	300	447
India—Bombay	793	691	74	67
Other British Possessions. ,,	373	45	456	298	15	52	6	91	42	2
Total British Empire . Gals.	13,606	5,471	2,763	2,649	3,877	560	525	589	342	516
United States Gals.	1,429	329
Egypt	1,039	6,107	7,641	4,175	4,423	104	574	882	418	793
Austria	1,501	1,435	855	299	194	124
Italy	639	1,580	101	150
Other Foreign Countries. ,,	250	666	110	40	429	26	48	14	5	30
Total Foreign Countries. Gals.	2,790	8,208	8,440	6,499	6,432	429	816	997	876	973
Total British and Foreign Countries... Gals.	16,396	13,679	11,203	9,148	10,309	989	1,341	1,586	1,218	1,489
(g) Other kinds—										
Other British Possessions. Gals.	104	173	152	195	32	40	24	23
Total British Empire ... Gals.	104	173	152	195	32	40	24	23
Italy Gals.	1,066	1,144	1,499	1,568	113	83	98	177
France	200	280
Egypt	1,481	1,048	2,000	148	207	120
Sumatra	796	3,200	7,184	87	320	359
Other Foreign Countries. ,,	118	403	977	64	20	69	64	11
United States Gals.	4,000	312
Total Foreign Countries. Gals.	1,266	2,743	3,746	4,177	14,816	393	251	461	384	979
Total British and Foreign Countries ... Gals.	1,266	2,847	3,919	4,329	15,011	393	283	501	408	1,002
4. Vegetable, non-essential—										
(a) Castor—										
India—Bombay... .. Gals.	1,761	645	860	1,938	540	195	93	93	236	84
„ —Calcutta	340	168	113	67
Other British Possessions	76	109	97	151	331	20	22	21	30	99
Total British Empire . Gals.	1,837	1,094	957	2,257	871	215	228	114	339	183
Other Foreign Countries. Gals.	2	25	214	1	2	27
Total Foreign Countries. ,,	2	25	214	1	2	27
Total British and Foreign Countries ... Gals.	1,837	1,094	959	2,282	1,085	215	223	115	341	210
(b) Coconut—										
Mauritius and Dependencies ... Gals.	3,577	600	402	103
Ceylon	2,312	660	2,568	2,479	1,890	305	91	484	444	364
Seychelles	890	4,300	110	615
India—Bombay	4,570	2,790	6,774	19,090	7,090	478	311	937	1,272	1,015
Other British Possessions	480	80	557	383	210	50	13	51	53	42
Total British Empire . Gals.	11,829	7,830	9,899	12,552	9,190	1,345	1,030	1,472	1,377	1,421
Other Foreign Countries. Gals.	10	300	100	1	20	12
Total Foreign Countries. Gals.	10	300	100	1	20	12
Total British and Foreign Countries ... Gals.	11,839	8,130	9,999	12,552	9,190	1,346	1,050	1,484	1,377	1,421
(c) Linseed—										
United Kingdom ... Gals.	2,592	2,766	4,324	3,385	3,802	323	365	707	538	537
Other British Possessions	34	120	220	224	115	5	25	39	30	22
Total British Empire ... Gals.	2,626	2,886	4,544	3,609	3,917	328	390	746	563	559

GENERAL IMPORTS.

SEA-BORNE TRADE.

YEARS 1908-09 TO 1912-13.

No. 7—continued.

GENERAL IMPORTS IN THE YEARS 1908-09 TO 1912-13—continued.

Quantities and Value of Principal and Other Articles, Imported into the Port of Aden,
in each Official Year, from 1908-09 to 1912-13—continued.

ARTICLES AND COUNTRIES WHENCE IMPORTED.	Quantities.					Value.				
	1908-1909.	1909-1910.	1910-1911.	1911-1912.	1912-1913.	1908-1909.	1909-1910.	1910-1911.	1911-1912.	1912-1913.
II.—RAW MATERIALS AND PRODUCE AND ARTICLES MAINLY UNMANUFACTURED—continued.										
E.—OILS—continued.										
4.—Vegetable, non-essential—continued.										
(e) Linseed—continued.										
Other Foreign Countries. Gals.	£0	25	88	13	2	9
Total, Foreign Countries ... Gals.	£0	25	88	13	2	9
Total, British and Foreign Countries ... Gals.	2,706	2,911	4,632	3,609	3,917	341	392	755	568	559
(g) Sesamum (til or jinjili)—										
Zanzibar, etc. ... Gals.	1,250	133
India—Bombay... .. "	3,120	10,080	5,720	2,490	27,760	373	1,017	707	333	3,542
Other British Possessions "	125	10	14	1
Total, British Empire ... Gals.	3,120	11,330	5,845	2,500	27,760	373	1,150	721	334	3,542
Mocha Gals.										
Dankali Coast "	12,482	12,020	21,060	13,320	8,208	1,666	1,254	2,064	1,330	981
Hodeidah "	1,120	112
Other Foreign Countries. "	1,180	710	548	118	76
Total, Foreign Countries ... Gals.	795	470	270	1,115	83	49	30	109	72
Total, British and Foreign Countries ... Gals.	13,277	12,490	23,630	15,145	8,756	1,749	1,303	2,824	1,515	1,053
Total, British and Foreign Countries ... Gals.										
16,397	23,820	29,475	17,645	36,516	2,122	2,453	3,045	1,849	4,595	
(h) Other sorts—										
United Kingdom ... Gals.	755	91
India—Bombay "	663	90
Other British Possessions "	424	480	512	359	646	121	67	97	69	90
Total, British Empire ... Gals.	424	1,143	1,267	359	646	121	157	188	69	90
France Gals.										
Egypt, etc. "	541	104
United States of America. "	1,076	229
Other Foreign Countries. "	2,000	350
Total, Foreign Countries ... Gals.	630	1	65	45	24	22	15
Total, British and Foreign Countries ... Gals.	3,706	1	608	45	603	126	15
Total, British and Foreign Countries ... Gals.										
4,130	1,144	1,267	965	691	724	157	188	195	105	
Total, Value of Oils ... Gals.	1,710,850	833,597	1,215,015	1,334,095	1,472,837	61,669	29,496	42,441	45,502	57,556
F.—SEEDS—										
1. Oil-seeds—										
(a) Essential—										
India—Bombay... .. Cwt.	576	1,547	1,414	2,528	559	1,662	1,338	2,632
Other British Possessions "	12	130½	54	24	94	28
India—Calcutta "	141	182
Total, British Empire ... Cwt.	576	1,559	1,544½	2,723	559	1,686	1,432	2,842
Egypt Cwt.										
Turkey in Asia "	401	64	583	253
France "	176	331	273	884
Other Foreign Countries. "	346	1,026	439	1,753
Persia "	23	48	107	166	23	51	123	125
Austria "	124	190
Total, Foreign Countries ... Cwt.	23	625	453	1,811	28	907	562	3,538
Total, British and Foreign Countries ... Cwt.	599	2,184	1,997½	4,534	587	2,593	1,994	6,380

SEA-BORNE TRADE.

GENERAL IMPORTS.

YEARS 1908-09 TO 1912-13.

No. 7—continued.

GENERAL IMPORTS IN THE YEARS 1908-09 TO 1912-13—continued.

Quantities and Value of Principal and Other Articles, Imported into the Port of Aden, in each Official Year, from 1908-09 to 1912-13—continued.

ARTICLES AND COUNTRIES WHENCE IMPORTED.	Quantities.					Value.				
	1908-1909.	1909-1910.	1910-1911.	1911-1912.	1912-1913.	1908-1909.	1909-1910.	1910-1911.	1911-1912.	1912-1913.
II.—RAW MATERIALS AND PRODUCE AND ARTICLES MAINLY UNMANUFACTURED—continued.										
F.—SEEDS—continued.										
1.—Oil-seeds—continued.										
(b) Non-essential—										
ii. Copra or cocoanut kernel—										
India—Bombay ... Cwt.	63	58	97	76
Other British Possessions	8½	3½	11½	10	6	15
Total, British Empire ... Cwt.	8½	66½	69½	10	103	91
Total, Foreign Countries ... Cwt.
Total, British and Foreign Countries Cwt.	8½	66½	69½	10	103	91
iii. Cotton—										
Zanzibar and Pemba ... Cwt.	907	597	426	329	387	483	192	162	111	144
India—Bombay	2,381	1,201	481	332	1,794	904	404	164	70	516
„ —Calcutta	475	700	800	127	217	191
Other British Possessions	6½	107	6	4	29	1
Total, British Empire ... Cwt.	3,294½	2,380	1,613	661	2,981	1,391	762	544	181	851
Mossowah Cwt.	417	162
Italian East Africa	1,269	1,502	2,833	2,658	2,982	403	473	903	797	989
Mocha	310	371	113	145
Hodeidah	377	276	208	114
Konfidah	353	143
Other Foreign Countries	143	55	136½	554	619	61	18	47	167	196
Total, Foreign Countries ... Cwt.	2,452	2,204	3,386½	3,242	3,551	928	750	1,117	964	1,135
Total, British and Foreign Countries Cwt.	5,746½	4,584	4,999½	3,903	6,532	2,319	1,502	1,661	1,145	1,986
iv. Groundnuts—										
Zanzibar and Pemba .. Cwt.	946	563	149	440	246	655	270	90	323	172
India—Bombay	1,083	772	1,915	1,710	539	446	1,293	1,258
Other British Possessions	3	103	1	70
Total, British Empire ... Cwt.	946	1,649	921	2,458	1,956	655	810	536	1,686	1,430
Other Foreign Countries	12	35	45	10	23	27
Portuguese East Africa	119	99
Total Foreign Countries ... Cwt.	12	35	45	119	10	23	27	99
Total, British and Foreign Countries Cwt.	958	1,684	966	2,458	2,075	665	833	563	1,686	1,529
v. Linseed—										
Other British Possessions	141	35
Total, British Empire ... Cwt.	141	35
China Cwt.	712	159
Other Foreign Countries	222	38
Total, Foreign Countries ... Cwt.	934	197
Total, British and Foreign Countries Cwt.	1,075	232
vi. Mustard—										
India—Bombay ... Cwt.	41	79
Total, British Empire ... Cwt.	41	79
Total, Foreign Countries ... Cwt.
Total, British and Foreign Countries Cwt.	41	79

GENERAL IMPORTS.

SEA-BORNE TRADE.

YEARS 1908-09 TO 1912-13.

No. 7—continued.

GENERAL IMPORTS IN THE YEARS 1908-09 TO 1912-13—continued.

Quantities and Value of Principal and Other Articles, Imported into the Port of Aden,
in each Official Year, from 1908-09 to 1912-13—continued.

ARTICLES AND COUNTRIES WHENCE IMPORTED.	Quantities.					Value.				
	1908-1909.	1909-1910.	1910-1911.	1911-1912.	1912-1913.	1908-1909.	1909-1910.	1910-1911.	1911-1912.	1912-1913.
II.—RAW MATERIALS AND PRODUCE AND ARTICLES MAINLY UNMANUFACTURED—continued.										
F.—SEEDS—continued.										
1.—Oil-seeds—continued.										
(b) Non-essential—continued.										
ix. Sesamum (till or jinjlili)—										
Zanzibar and Pemba... Cwt.	12,047	18,340	10,065	9,949	18,712	8,579	12,956	7,473	8,113	15,610
Straits Settlements	90	425	133	163
India—Bombay	2,363	2,838	749	300	7,075	1,894	1,973	575	200	5,995
—Karachi	325	1,151	270	230	822	233
Suakin, etc.	643	377
Other British Possessions	75	2	117	50	1	44
India—Calcutta	192	100
Total British Empire ... Cwt.	14,825	22,872	10,889	10,251	26,791	10,836	16,128	8,098	8,314	22,145
Persia Cwt.	110	100
China	785	223
Jeddah	170	113
Italian East Africa	444	78	310	80
German East Africa	500	2,137	2,213	1,777	697	387	1,377	1,797	1,179	533
Lohia	662	1,521	1,269	104	299	1,019	892	73
Mokha	7,265	1,240	3,987	9,429	5,252	5,046	860	2,765	6,663	4,000
Arabian Gulf Ports	108	329	94	163
Portuguese East Africa	113	306	100
Abyssinia—Mossowah	941	144	1,203	1,689	1,319	727	105	816	1,276	280
Konfidah	94	149	75	114	1,043
Gaizan	199	406	1,847	671	113	314	1,132
Hodeidah	606	8,322	3,199	413	5,680	2,336	529
Japan	471
Egypt, etc.	1,790	200	1,135	133
Islands of Fursan	1,211	504
Dankali Coast	197	124	142	82
Other Foreign Countries	93	210	24	64	133	21
Total, Foreign Countries ... Cwt.	13,711	3,731	18,051	20,310	9,793	8,998	2,475	12,702	14,204	6,995
Total, British and Foreign Countries ... Cwt.	28,536	26,603	28,940	30,561	36,584	19,834	18,603	20,800	22,518	29,140
xi. Others—										
India—Bombay ... Cwt.	2,462	1,713	401	1,107	95	2,324	1,676	301	922	132
Other British Possessions	134	33	69	82	83	158	40	77	71	83
Total, British Empire ... Cwt.	2,596	1,746	470	1,189	178	2,482	1,716	378	993	215
France Cwt.	60	200
Abyssinia—Mossowah	32	44	72	84
Egypt, etc.	148	477	108	75	351	1,002	189	132
Hodeidah	199	494	236	76	190	83
Mocha	1,053	496	230	365	153	87
Turkey in Asia	121	43	223	107
Other Foreign Countries	100	50	291	7	101	96	41	97	6	59
Total, Foreign Countries ... Cwt.	1,626	1,023	925	745	101	1,111	1,198	548	699	59
Total, British and Foreign Countries ... Cwt.	4,222	2,769	1,395	1,934	279	3,593	2,914	926	1,692	274
2.—Other than oil-seeds—										
Bombay Cwt.	103	122
Total, British Empire ... Cwt.	103	122
Mokha Cwt.	192	104
Total, Foreign Countries ... Cwt.	192	104
Total British and Foreign Countries ... Cwt.	295	226
Total of Seeds ... Cwt.	39,471	36,280	38,550	40,922	51,374	26,421	24,518	26,646	29,126	39,767

SEA-BORNE TRADE.

GENERAL IMPORTS.

YEARS 1908-09 TO 1912-13.

No. 7—continued.

GENERAL IMPORTS IN THE YEARS 1908-09 TO 1912-13—continued.

Quantities and Value of Principal and Other Articles, Imported into the Port of Aden,
in each Official Year, from 1908-09 to 1912-13—continued.

ARTICLES AND COUNTRIES WHENCE IMPORTED.	Quantities.					Value.				
	1908-1909.	1909-1910.	1910-1911.	1911-1912.	1912-1913.	1908-1909.	1909-1910.	1910-1911.	1911-1912.	1912-1913.
II.—RAW MATERIALS AND PRODUCE AND ARTICLES MAINLY UNMANUFACTURED—continued.						£	£	£	£	£
G.—TALLOW, STEARINE AND WAX—										
1.—Tallow and Stearine, including grease and animal fat—										
United Kingdom ... Cwt.	75	135	76½	84	110	200	109	113
Somaliland	242	140	288	241	493	293	210	387	343	858
India—Mala'ar Coast	75	100
„ —Bombay	255	305	251	33¾	161	362	407	359	47½	256
Other British Possessions ..	1	29	6½	9	1	32	4	9
Total, British Empire ... Cwt.	573	474	749	662	747	766	649	1,046	930	1,236
Italian East Africa ... Cwt.	71	133	171	53	116	176	214	78
Other Foreign Countries ...	28	32	3½	34	18	48	7	73
Djibouti	83	107
Egypt	15	104
Total, Foreign Countries... Cwt.	99	165	174½	53	132	134	224	221	78	244
Total, British and Foreign Countries ... Cwt.	672	639	923½	715	879	900	873	1,267	1,008	1,520
Sarkin, etc. ... Cwt.	20	113
Other British Possessions..	1½	½	½	2	7	2	4	4
Total, British Empire ... Cwt.	1½	½	20½	2	7	2	117	4
Abyssinia—Mossowah ... Cwt.	461	274	942	1,378	200	2,320	1,488	4,868	6,881	1,037
Dankali Coast	16	99
Egypt, etc.	400	1,800
Mocha	40	46	50	20	30	263	193	208	157	156
Djibouti	3,722	3,533	917	2,208	778	15,728	19,027	4,650	12,057	4,096
France	20	20	133	200
Other Foreign Countries ..	17	16	20	13	8	68	85	105	80	42
Je'tah	13	71
Total, Foreign Countries ... Cwt.	4,640	3,869	1,965	3,629	1,049	20,179	20,793	10,063	19,175	5,602
Total, British and Foreign Countries ... Cwt.	4,640	3,870½	1,965½	3,649½	1,051	20,179	20,800	10,065	19,292	5,606
Total, Tallow, Stearine and Wax ...	5,312	4,509½	2,888½	4,364½	1,928	21,079	21,673	11,332	20,300	7,126
H.—TEXTILE—MATERIALS—										
1.—Raw										
(a) Cotton—										
Other British Possessions ... Cwt.	11	14	43	17	1	17	21	94	31	3
India—Bombay	35	87
Total, British Empire .. Cwt.	11	14	43	17	36	17	21	94	31	90
Italian East Africa ... Cwt.	111	257	1,409	1,361	1,104	117	373	2,163	2,496	2,199
Hodeidah	362	544
Arabian Gulf Ports	66	79	116	148
Mokha	271	57	1,229	273	99	2,290
Mossowah	47	72
Independent Somali Ports ...	82	105	110	144
Other Foreign Countries..	97	35	31½	77	20	109	47	55	132	42
Total, Foreign Countries ... Cwt.	290	925	1,544½	1,609	2,432	336	1,337	2,389	2,888	4,679
Total, British and Foreign Countries ... Cwt.	301	939	1,587½	1,626	2,468	353	1,358	2,483	2,919	4,769
(b) Cotton waste—										
United Kingdom ... Cwt.	38	70
India—Bombay	74	109
Other British Possessions	20	37
Total, British Empire	132	216
Total, Foreign Countries
Total, British and Foreign Countries ... Cwt.	132	216

GENERAL IMPORTS.

SEA-BORNE TRADE.

YEARS 1908-09 TO 1912-13.

No. 7—continued.

GENERAL IMPORTS IN THE YEARS 1908-09 TO 1912-13—continued.

Quantities and Value of Principal and Other Articles, Imported into the Port of Aden,
in each Official Year, from 1908-09 to 1912-13—continued.

ARTICLES AND COUNTRIES WHENCE IMPORTED.	Quantities.					Value.				
	1908-1909.	1909-1910.	1910-1911.	1911-1912.	1912-1913.	1908-1909.	1909-1910.	1910-1911.	1911-1912.	1912-1913.
II.—RAW MATERIALS AND PRODUCE AND ARTICLES MAINLY UNMANUFACTURED—continued.						£	£	£	£	£
H.—TEXTILE MATERIALS—continued.										
1. Raw—continued.										
(d) Hemp—										
Somaliland ... Cwt.	122	120
Total, British Empire ... Cwt.	122	120
Total Foreign Countries ... Cwt.
Total British and Foreign Countries ... Cwt.	122	120
(e) Jute—										
Somaliland ... Cwt.	1,463	1,120
Total British Empire ... Cwt.	1,463	1,130
Hodeida ... Cwt.	207	123
Mekha ... Cwt.	246	136
Other Foreign Countries. "	265	135
Total, Foreign Countries ... Cwt.	718	394
Total, British and Foreign Countries ... Cwt.	2,181	1,524
(f) Silk—										
India—Bombay ... Lbs.	9,998	10,592	16,188	12,483	11,742	2,380	3,259	5,065	3,474	3,936
Other British Possessions ... "	2	2	80	1	2	27
Total, British Empire ... Lbs.	9,998	10,594	16,188	12,485	11,822	2,380	3,260	5,065	3,476	3,963
Abyssinia—Mossowah ... Lbs.	2,000	..	252	167	133
Egypt, etc. ... "	2,020	2,916	2,335	1,300	1,000	800	1,143	1,173	473	334
Italy ... "	756	1,283	320	400
Hodeidah ... "	280	80
Other Foreign Countries. "	163	12	140	48	6	40
Total, Foreign Countries. Lbs.	5,056	3,079	2,599	2,728	1,000	1,427	1,191	1,312	913	334
Total, British and Foreign Countries ... Lbs.	15,054	13,673	18,787	15,213	12,822	3,807	4,451	6,377	4,389	4,297
(h) Wool—										
Other British Possessions ... Lbs.	330	23
Total, British Empire ... Lbs.	330	23
Germany ... Lbs.	1,105	97
Other Foreign Countries. "	400	1,531	40	74
Total, Foreign Countries ... Lbs.	400	1,105	1,531	40	97	74
Total, British and Foreign Countries ... Lbs.	730	1,105	1,531	63	97	74
2. Twist and Yarn—										
(a) Cotton—										
Mule and Water, Nos. 1 to 10—										
United Kingdom ... Lbs.	3,000	5,200	1,500	137	130	80
India—Bombay ... "	748,150	590,072	898,864	1,147,740	995,500	18,747	15,939	28,130	36,537	53,164
Other British Possessions ... "	800	27
Total, British Empire. Lbs.	751,150	590,072	904,064	1,149,240	996,300	18,884	15,939	28,260	36,617	33,191
Italy ... Lbs.	4,000	4,096	105	160
Austria ... "	4,800	120
Other Foreign Countries ... "	180	1,600	3,800	2	53	132
Total, Foreign Countries ... Lbs.	180	8,800	1,600	7,896	2	225	53	292
Total British and Foreign Countries... Lbs.	751,330	598,872	904,064	1,150,840	1,004,196	18,886	16,164	28,260	36,670	33,483

No. 7—continued.

GENERAL IMPORTS IN THE YEARS 1908-09 TO 1912-13—continued.

Quantities and Value of Principal and Other Articles, Imported into the Port of Aden,
in each Official Year, from 1908-09 to 1912-13—continued.

ARTICLES AND COUNTRIES WHENCE IMPORTED.	Quantities.					Value.				
	1908-1909.	1909-1910.	1910-1911.	1911-1912.	1912-1913.	1908-1909.	1909-1910.	1910-1911.	1911-1912.	1912-1913.
II.—RAW MATERIALS AND PRO- DUCE AND ARTICLES MAINLY UNMANUFACTURED—continued.						£	£	£	£	£
H.—TEXTILE MATERIALS—continued.										
2. Twist and yarn—continued.										
(a) Cotton—continued.										
Mule and water, Nos. 11 to 15—										
India—Bombay ... Lbs.	3,200	113
Total, British Empire. Lbs.	3,200	113
Italy Lbs.	4,385	247
Total, Foreign Coun- tries Lbs.	4,385	247
Total, British and Foreign Countries... Lbs.	3,200	4,385	113	247
Mule and water, Nos. 16 to 20—										
United Kingdom ... Lbs.	11,800	6,000	15,500	2,000	25,400	502	324	785	100	1,358
India—Bombay ... „	337,656	305,040	594,674	483,408	737,524	10,181	9,853	20,446	17,565	27,972
Total, British Empire. Lbs.	349,456	311,040	610,174	485,408	762,924	10,683	10,177	21,231	17,668	29,330
Other Foreign Coun- tries Lbs.	1,600	2,000	90	1,900	43	63	3	66
Jedah „	2,400	80
Italy „	6,750	500
Mokha „	2,600	133
Total, Foreign Coun- tries Lbs.	1,600	2,000	90	13,650	43	63	3	779
Total, British and Foreign Countries... Lbs.	351,056	313,040	610,264	485,408	776,574	10,726	10,240	21,234	17,668	30,109
Mule and water, Nos. 21 to 25—										
Bombay Lbs.	5,900	2,200	320	90
Other British Posses- sions „	800	33
Total, British Empire. Lbs.	800	5,900	2,200	33	320	90
Total, Foreign Coun- tries Lbs.
Total, British and Foreign Countries... Lbs.	800	5,900	2,200	33	320	90
Mule and water, Nos. 26 to 30—										
India—Bombay ... Lbs.	4,600	2,000	8,200	9,400	3,100	231	113	260	370	96
Burmah—Other Ports. United Kingdom ... „	7,600	227
.....	2,400	160
Total, British Empire. Lbs.	4,600	2,000	15,800	9,400	5,500	231	113	487	370	256
Total, Foreign Coun- tries Lbs.
Total, British and Foreign Countries... Lbs.	4,600	2,000	15,800	9,400	5,500	231	113	487	370	256
Mule and water, Nos. 31 to 40—										
United Kingdom ... Lbs.	3,000	3,000	7,300	9,000	88,946	166	133	43	492	5,016
India—Bombay ... „	33,700	17,830	33,600	58,680	59,860	1,190	856	1,945	3,364	3,391
Total, British Empire. Lbs.	36,700	20,830	40,900	67,680	148,806	1,356	989	2,376	3,856	8,407
Other Foreign Conn- tries Lbs.	300	17
Djibouti „	1,500	100
Total, Foreign Coun- tries Lbs.	300	1,500	17	100
Total, British and Foreign Countries... Lbs.	37,000	20,830	40,900	67,680	150,306	1,373	989	2,376	3,856	8,507

GENERAL IMPORTS.

SEA-BORNE TRADE.

YEARS 1908-09 TO 1912-13.

No. 7—continued.

GENERAL IMPORTS IN THE YEARS 1908-09 TO 1912-13—continued.

Quantities and Value of Principal and Other Articles, Imported into the Port of Aden,
in each Official Year, from 1908-09 to 1912-13—continued.

ARTICLES AND COUNTRIES WHENCE IMPORTED.	Quantities.					Value.				
	1908-1909.	1909-1910.	1910-1911.	1911-1912.	1912-1913.	1908-1909.	1909-1910.	1910-1911.	1911-1912.	1912-1913.
II—RAW MATERIALS AND PRODUCE AND ARTICLES MAINLY UNMANUFACTURED—continued.						£	£	£	£	£
H.—TEXTILE MATERIALS—continued.										
2. Twist and yarn—continued.										
(a) Cotton—continued.										
Mule and water, Nos. 41 to 50—										
United Kingdom ... Lbs.	1,500	88
Total, British Empire. Lbs.	1,500	88
Total, Foreign Countries ... Lbs.
Total, British and Foreign Countries... Lbs.	1,500	88
Mule and above, No. 50—										
India—Bombay ... Lbs.	4,000	5,400	1,200	8,700	200	216	110	780
United Kingdom ... " "	23,870	2,173
Total, British Empire. Lbs.	4,000	5,400	1,200	32,570	200	216	110	2,953
Total, Foreign Countries ... Lbs.
Total, British and Foreign Countries... Lbs.	4,000	5,400	1,200	32,570	200	216	110	2,953
Orange, red, and other colours, Nos. 1 to 20—										
United Kingdom ... Lbs.	5,900	22,700	3,000	32,750	300	1,292	83	2,231
India—Bombay ... " "	123,336	169,400	215,800	138,780	320,405	4,626	6,587	8,087	5,973	7,165
Other British Possessions... " "	800	400	60	17
Total, British Empire. Lbs.	129,236	192,100	218,800	139,580	353,555	4,926	7,879	8,170	6,033	9,413
Austria ... " "	52,900	66,400	36,400	32,800	30,700	2,723	3,240	2,202	2,095	2,020
Egypt, etc. ... " "	2,000	134
Italy ... " "	2,000	23,280	34,000	27,786	66	1,333	1,557	1,627
Java ... " "	800	33
Other Foreign Countries... " "	800	400	40	17
Total, Foreign Countries ... Lbs.	57,700	66,400	60,480	66,800	58,886	2,956	3,240	3,575	3,652	3,664
Total, British and Foreign Countries... Lbs.	186,936	258,500	279,280	206,380	412,441	7,882	11,119	11,745	9,685	13,077
Orange, red, and other colours, Nos. 21 to 25—										
India—Bombay ... Lbs.	3,800	2,200	127	89
Total, British Empire. Lbs.	3,800	2,200	127	89
Total, Foreign Countries ... Lbs.
Total, British and Foreign Countries... Lbs.	3,800	2,200	127	89
Orange, red, and other colours, Nos. 26 to 30—										
United Kingdom ... Lbs.	1,500	7,200	100	569
India—Bombay ... " "	7,000	7,100	10,800	2,600	381	294	455	127
Total, British Empire. Lbs.	7,000	1,500	7,100	10,800	10,160	381	100	294	455	696
Austria ... " "	1,200	4,800	5,200	4,500	67	264	352	266
Other Foreign Countries ... " "	900	40
Total, Foreign Countries ... Lbs.	2,100	4,800	5,200	4,500	107	264	352	266
Total, British and Foreign Countries... Lbs.	9,100	6,300	7,100	16,000	14,660	488	364	294	807	962
Orange, red, and other colours, Nos. 31 to 40—										
United Kingdom ... Lbs.	17,100	30,000	22,300	16,500	60,300	1,243	2,137	1,535	1,146	4,343
India—Bombay ... " "	3,850	35,117	43,800	35,008	72,700	232	1,782	2,103	1,786	3,618
Total, British Empire. Lbs.	20,950	65,117	66,100	51,508	133,000	1,475	3,919	3,638	2,932	7,961

No. 7—continued.

GENERAL IMPORTS IN THE YEARS 1908-09 TO 1912-13—continued.

Quantities and Value of Principal and Other Articles, Imported into the Port of Aden,
in each Official Year, from 1908-09 to 1912-13—continued.

ARTICLES AND COUNTRIES WHENCE IMPORTED.	Quantities.					Value.				
	1908-1909.	1909-1910.	1910-1911.	1911-1912.	1912-1913.	1908-1909.	1909-1910.	1910-1911.	1911-1912.	1912-1913.
II.—RAW MATERIALS AND PRODUCE AND ARTICLES MAINLY UNMANUFACTURED—continued.						£	£	£	£	£
H.—TEXTILE MATERIALS—continued.										
2 Twist and yarn—continued.										
(a) Cotton—continued.										
Orange, red, and other colours, Nos. 31 to 40—continued.										
Germany ... Lbs.	1,500	80
Italy	6,900	3,780	8,100	433	237	580
Other Countries in Europe	3,600	200
Egypt, &c.	3,000	220
Other Foreign Countries	360	300	14	23
Total, Foreign Countries ... Lbs.	10,860	3,000	5,280	8,400	647	220	317	603
Total, British and Foreign Countries ... Lbs.	31,810	63,117	66,100	56,788	141,400	2,122	4,139	3,688	3,273	8,593
Unspecified descriptions of twist and yarn—										
United Kingdom ... Lbs.	1,614	26,445	3,000	5,736	147	1,525	245	308
India—Bombay	511,103	851,116	154,264	£25,600	27,648	15,766	22,937	5,645	18,739	1,008
—Karachi	3,000	6,000	233	203
Other British Possessions	2,030	228	1,290	81	19	40
Total, British Empire. Lbs.	515,717	879,591	154,492	534,600	34,584	16,146	24,543	5,664	19,184	1,356
Mossowah	28,000	867
Austria	6,244	21,600	33,200	13,705	290	1,120	1,660	892
Italy	6,000	6,800	4,200	400	340	167
Italian East Africa	8,000	333
Other Foreign Countries	828	300	400	1,915	1,386	40	20	12	72	50
Total, Foreign Countries ... Lbs.	13,072	29,900	40,400	47,820	1,386	730	1,473	2,012	1,998	50
Total, British and Foreign Countries ... Lbs.	528,789	909,491	194,892	582,420	35,970	16,876	26,016	7,676	21,182	1,406
Total of Cotton, Twist and Yarn	1,905,221	2,183,350	2,128,500	2,532,016	2,580,202	58,744	69,433	76,177	93,947	99,689
(d) Silk—Yarn, noils, and warps—										
Italy	336	120
Total, Foreign Countries. Lbs.	336	120
Total, British and Foreign Countries ... Lbs.	336	120
(e) Wool—Yarn and knitting wool—										
Bombay	1,215	69
Other British Possessions, ..	560	184	137	43	10	9
Total, British Empire ... Lbs.	500	1,399	137	43	79	9
Germany	1,615	1,845	816	657	147	224	115	91
Total, Foreign Countries. Lbs.	1,615	1,845	816	657	147	224	115	91
Total, British and Foreign Countries ... Lbs.	2,115	1,845	2,215	794	190	224	194	100
I.—WOOD AND TIMBER—										
1. Timber, other than railway sleepers—										
(a) Deal and pine wood—										
Straits Settlements ...C.Tons.	133	555
Other British Possessions,	4	23
Total, British Empire ...C.Tons.	137	578
Austria	787	3,028
Other Foreign Countries.	8 ² / ₁₀	36
Total, Foreign Countries.C.Tons.	795 ² / ₁₀	3,064
Total, British and Foreign Countries ...C.Tons.	932 ² / ₁₀	3,642
(b) Jarrah wood—										
Bombay	8	69
Total, British Empire...C.Tons.	8	69
Total, Foreign Countries.C.Tons.
Total, British and Foreign Countries ...C.Tons.	8	69

GENERAL IMPORTS.

SEA-BORNE TRADE.

YEARS 1908-09 TO 1912-13.

No. 7—continued.

GENERAL IMPORTS IN THE YEARS 1908-09 TO 1912-13—continued.

Quantities and Value of Principal and Other Articles, Imported into the Port of Aden,
in each Official Year, from 1908-09 to 1912-13—continued.

ARTICLES AND COUNTRIES WHENCE IMPORTED.	Quantities.					Value.				
	1908-1909.	1909-1910.	1910-1911.	1911-1912.	1912-1913.	1908-1909.	1909-1910.	1910-1911.	1911-1912.	1912-1913.
II.—RAW MATERIALS AND PRODUCE AND ARTICLES MAINLY UNMANUFACTURED—continued.										
I.—WOOD AND TIMBER—continued.										
1.—Timber, other than railway sleepers—continued.										
(c) Teak wood—										
Straits Settlements ... C. Tons.	37	87
India—Bombay ... "	13	22	43	19½	47	157	226	843	261	564
Other British Possessions ... "	1½	10½	2	5	89	27
Total, British Empire ... C. Tons.	13	22	44½	67½	49	157	226	347	437	591
Arabian Gulf Ports ... "	58	479
Other Foreign Countries ... "	1	20
Total, Foreign Countries... C. Tons.	1	58	20	479
Total, British and Foreign Countries ... C. Tons.	13	22	45½	125½	49	157	226	337	916	591
(d) Other Timber—										
United Kingdom ... C. Tons.	26	42	42	36½	163	147	268	143
Zanzibar and Pema... "	172	266	179	145½	187	552	704	232	309	290
Straits Settlements ... "	951½	896	392	523½	429	8,761	3,065	1,305	1,919	1,992
India—Bombay ... "	44	12	91½	21	251	135	509	131
" Calcutta ... "	8	97
" Malabar Coast. ... "	379	436½	2,103	2,803
" Cutch ... "	257	94	749	1,270	279	3,737
Other British Possessions ... "	½	6	16½	2	36	3	11	103	10	47
Total, British Empire ... C. Tons.	1,458½	1,316	1,008½	1,235½	1,422	6,097	4,341	4,011	5,689	6,197
Egypt, &c. ... C. Tons.	20½	68
Austria ... "	1,602	637	1,105	963	75	5,200	2,392	3,883	3,087	136
Italy ... "	49	39	67	34½	95	341	227	97	202	165
Arabian Gulf Ports ... "	15	43	53½	196½	79	242	296	917
United States ... "	45	27	142	100
German East Africa ... "	19	99	43½	107	88	136
Independent Somali Ports ... "	64	1,138	114	930
Germany ... "	30	135
Other Foreign Countries ... "	17½	16	6¾	7¼	11¼	61	61	21	48	27
Total, Foreign Countries ... C. Tons.	1,728½	825	1,320½	1,122½	1,542½	5,823	3,036	4,331	3,837	2,275
Total, British and Foreign Countries ... C. Tons.	3,187½	2,141	2,329½	2,357½	2,964½	11,920	7,377	8,342	9,526	8,472
2. Wood—										
(a) Firewood—										
Other British Possessions. Tons.	34	13	5½	32	1	20	9	4	21	1
Total, British Empire ... Tons.	34	13	5½	32	1	20	9	4	21	1
Independent Somali Ports ... Tons.	568	494	467	646	873	379	329	310	423	517
Mokha ... "	712	653	238	202	418	376	438	159	132	279
Arabian Gulf Ports ... "	498	385	303	224	361	325	256	202	149	240
Other Foreign Countries. "	87	55	82	42	52	37	54	28
Total, Foreign Countries ... Tons.	1,865	1,587	1,090	1,072	1,694	1,132	1,060	725	704	1,064
Total, British and Foreign Countries ... Tons.	1,899	1,600	1,095½	1,104	1,695	1,152	1,069	729	725	1,065
(b) Ornamental wood—										
ii. Sandal—										
India—Bombay ... Tons.	358	643	307	441	700
Other British Possessions ... "	1	3
Total, British Empire ... Tons.	359	643	307	441	703

No. 7—continued.

GENERAL IMPORTS IN THE YEARS 1908-09 TO 1912-13—continued.

Quantities and Value of Principal and Other Articles, Imported into the Port of Aden, in each Official Year, from 1908-09 to 1912-13—continued.

ARTICLES AND COUNTRIES WHENCE IMPORTED.	Quantities.					Value.				
	1908-1909.	1909-1910.	1910-1911.	1911-1912.	1912-1913.	1908-1909.	1909-1910.	1910-1911.	1911-1912.	1912-1913.
II.—RAW MATERIALS AND PRODUCE AND ARTICLES MAINLY UNMANUFACTURED—continued.										
I. WOOD AND TIMBER—continued.										
2. Wood—continued.										
(b) Ornamental wood—continued.										
ii. Sandal—continued.										
Other Foreign Countries ... Value.	15
Total, Foreign Countries	15
Total, British and Foreign Countries	359	643	307	441	718
iii. Other kinds—										
Somaliland	111	93
Other British Possessions	19	8	55	7
Total, British Empire	19	119	55	100
German East Africa	1,153
Independent Somali Ports	257	185	693
Other Foreign Countries	86	17	3	12
Total, Foreign Countries	1,239	274	188	705
Total, British and Foreign Countries	1,258	393	243	805
Total, Value of Wood	14,846	9,708	9,988	12,413	14,557
J. Miscellaneous—										
2. Canes and Rattans—										
Straits Settlements ... Cwt.	90	59	196	482	191	131	517	949
Other British Possessions Bombay ...	24	28	21½	15	44	36	26	8
Total, British Empire ... Cwt.	114	87	217½	549	235	167	543	1,028
Other Foreign Countries ... Cwt.	21	25	54	17
Total, Foreign Countries ... Cwt.	21	25	54	17
Total, British and Foreign Countries ... Cwt.	114	108	217½	574	235	221	543	1,045
5. Coir, unmanufactured—										
Gulf of Cutch ... Cwt.	241	185
Bombay	162	93
Total, British Empire	403	278
Other Foreign Countries	50	37
Total, Foreign Countries	50	37
Total, British and Foreign Countries	453	315
7. Horns, tips and pieces of horn and hornmeal—										
Other British Possessions ... Cwt.	6	6	7	13	10	22
Total, British Empire ... Cwt.	6	6	7	13	10	22
Italian East Africa	30	21	34	93	93	78
Other Foreign Countries	24	44½	50	17½	63	106	83	99
Total, Foreign Countries ... Cwt.	54	65½	84	17½	156	199	161	99
Total, British and Foreign Countries ... Cwt.	60	65½	90	24½	169	199	171	121
8. Ivory, unmanufactured—										
United Kingdom ... Lbs.	588	334
India—Bombay	448	200
Other British Possessions ...	112	57	72	36	28	47	17	27	14	20
Total, British Empire ... Lbs.	112	505	660	36	28	47	217	361	14	20

GENERAL IMPORTS.

SEA-BORNE TRADE.

YEARS 1908-09 TO 1912-13.

No. 7—continued.

GENERAL IMPORTS IN THE YEARS 1908-09 TO 1912-13—continued.

Quantities and Value of Principal and Other Articles, Imported into the Port of Aden, in each Official Year, from 1908-09 to 1912-13—continued.

ARTICLES AND COUNTRIES WHENCE IMPORTED.	Quantities.					Value.				
	1908-1909.	1909-1910.	1910-1911.	1911-1912.	1912-1913.	1908-1909.	1909-1910.	1910-1911.	1911-1912.	1912-1913.
II.—RAW MATERIALS AND PRODUCE AND ARTICLES MAINLY UNMANUFACTURED—continued.						£	£	£	£	£
J. MISCELLANEOUS—continued.										
S. Ivory, unmanufactured—contd.										
Portuguese East Africa ... Lbs.	112	80
Abyssinia—Mossowah	812	2,058	1,363	904	336	338	1,153	767	467	120
Dankalia Coast	418	336	267	160
Italian East Africa	695	35	247	93
Egypt, &c.	812	360
D'Jibauti	103,817	173,990	125,597	53,386	25,203	51,707	83,093	56,200	27,393	11,877
United States	168	80
Other Foreign Countries	89	224	140	28	47	60	33	7
Total, Foreign Countries ... Lbs.	106,225	176,720	127,100	54,906	25,602	62,699	84,573	57,000	28,180	12,097
Total British and Foreign Countries ... Lbs.	106,337	177,225	127,760	54,942	25,630	52,746	84,790	57,361	28,194	12,117
10. Shells and Cowries—										
(a) Cowries—										
Zanzibar, &c. ... Cwt.	16	190	86	469
Other British Possessions, ..	62½	63	15	½	8	40	41	37	5
Total, British Empire ... Cwt.	62½	63	15	16½	198	40	41	37	86	474
Abyssinia—Mossowah	58	63	45	40	45	183	268	133	198	297
Italian East Africa	74	129	97	89
Islands of Fursan	30	30	263	90	67	304
Other Foreign Countries, ..	139	116	92	168	30	82	106	95	128	70
Total, Foreign Countries ... Cwt.	301	209	137	337	388	457	381	228	415	671
Total, British and Foreign Countries ... Cwt.	363½	272	152	353½	536	497	422	265	501	1,145
(b) Tortoise shell (including nakhla or nakh)—										
Somaliland ... Lbs.	2,213	865	3,059	1,517	208	136	243	161
Zanzibar and Pemba	2,749	302
Suakin, etc.	1,176	220
Other British Possessions,	448	560	20	60
Total, British Empire ... Lbs.	2,749	3,389	1,313	3,059	2,077	302	428	156	243	221
Abyssinia—Mossowah ... Lbs.	7,538	9,492	3,472	9,604	7,336	979	1,107	991	839	967
Dankali Coast	3,815	7,166	3,999	2,764	2,058	714	587	531	316	443
Egypt, &c.	658	170
Hodeidah	448	100
Islands of Fursan	11,032	2,912	812	1,109	271	150
Lohia	2,352	476	124	163
Other Foreign Countries, ..	1,123	474	714	213	504	205	105	148	45	138
Total, Foreign Countries ... Lbs.	24,166	22,844	8,661	13,393	9,898	3,177	2,294	1,833	1,350	1,548
Total, British and Foreign Countries ... Lbs.	26,915	26,233	9,974	16,452	11,975	3,479	2,722	1,989	1,593	1,769
11. Stone and marble—										
United Kingdom ... Cwt.	155	83	295	160
India—Bombay	34	105	93	111
Other British Possessions, ..	132	3	12	4½	11	77	20	6	11	11
Total, British Empire ... Cwt.	132	192	95	109½	11	77	408	166	122	11
Italy	79	82	292	113	98	154
Mokha	251	81
Other Foreign Countries, ..	226	134½	54	217	47	140	87	64	155	40
Total, Foreign Countries... Cwt.	226	213½	387	217	339	140	200	243	155	194
Total, British and Foreign Countries ... Cwt.	352	405½	482	326½	350	217	608	409	277	205
Total, British and Foreign Countries ... Cwt.	6,161	2,170	2,373	1,864	1,519
Total, Raw Materials and Produce and Articles Mainly Unmanufactured... Cwt.	867,471	1,022,607	1,013,535	1,064,912	1,053,070

SEA-BORNE TRADE.

GENERAL IMPORTS.
YEARS 1908-09 TO 1912-13.

No. 7—continued.

GENERAL IMPORTS IN THE YEARS 1908-09 TO 1912-13—continued.

Quantities and Value of Principal and Other Articles, Imported into the Port of Aden,
in each Official Year, from 1908-09 to 1912-13—continued.

ARTICLES AND COUNTRIES WHENCE IMPORTED.	Quantities.					Value.				
	1908-1909.	1909-1910.	1910-1911.	1911-1912.	1912-1913.	1908-1909.	1909-1910.	1910-1911.	1911-1912.	1912-1913.
III.—ARTICLES WHOLLY OR MAINLY MANUFACTURED—						£	£	£	£	£
A.—APPAREL—										
1. Apparel (including drapery, uniforms, accoutrements but excluding hosiery)—										
Burmah—Other Ports ... Value.	100
Madras	100
Suakin, etc.	67
United Kingdom	868	804	548	782	1,421
Malta	76
Somaliland	237	163	126	243
Straits Settlements	185	356	95
Anstralia	160
Zanzibar, &c.	72
India—Bombay	3,626	3,011	3,987	4,040	4,426
" —Karácbi	95	69
" —Calcutta	72
Other British Possessions...	75	93	117	93	52
Total, British Empire ... Value.	5,162	4,499	4,845	5,244	6,409
Mossowah Value.	304
Austria	242	557	704	611	1,217
France	74	75
Arabian Gulf Ports	587
Germany	196	549	610	880	866
Italy	1,383	175	315	395
Japan	531	599	992	851	1,647
China	89	80	151
Egypt, &c.	229	78	156	113
Djibouti	136
Hodsidsh...	76
Muskat	221	102	128
Italian East Africa	133
Turkey in Asia	70
Other Foreign Countries	115	163	246	393	305
Turkey in Europe	555
Total, Foreign Countries ... Value.	3,345	2,121	3,483	3,457	5,493
Total, British Empire and Foreign Countries Value.	8,507	6,620	8,328	8,701	11,902
2. Boots and Shoes—										
(a) Of Leather—										
United Kingdom ... Pairs.	10,092	16,933	15,028	9,704	5,963	1,118	1,630	1,388	1,037	1,464
India—Bombay... ..	4,205	7,613	4,924	5,164	8,685	510	558	481	494	792
Other British Possessions ..	887	684	380	754	903	82	107	32	68	88
Total, British Empire ... Pairs.	15,184	25,230	20,332	15,622	15,551	1,710	2,295	1,901	1,599	2,344
Egypt, &c. Pairs.	745	2,510	1,866	3,782	93	107	100	275
Abyssinia—Mossowah	1,302	101
Other Foreign Countries. ..	2,046	739	3,015	1,265	1,156	148	102	171	82	84
Turkey in Europe	3,830	403
United States	480	167
Turkey in Asia	1,000	67
France	600	133
Belgium	300	67
Spain
Total, Foreign Countries ... Pairs.	2,791	2,041	5,525	3,131	11,148	241	203	278	182	1,196
Total, British Empire and Foreign Countries Pairs.	17,975	27,271	25,857	18,753	26,699	1,951	2,498	2,179	1,781	3,540
(b) Of other materials—										
United Kingdom ... Pairs.	12,136	522
Bombay	2,452	69
Total, British Empire .. Pairs.	14,588	591
Spain Pairs.	2,051	83
Other Foreign Countries.	5,024	100
Total, Foreign Countries ... Pairs.	7,075	183
Total, British Empire and Foreign Countries Pairs.	21,663	774

GENERAL IMPORTS.

SEA-BORNE TRADE.

YEARS 1908-09 TO 1912-13.

No. 7—continued.

GENERAL IMPORTS IN THE YEARS 1908-09 TO 1912-13—continued.

Quantities and Value of Principal and Other Articles, Imported into the Port of Aden, in each Official Year, from 1908-09 to 1912-13—continued.

ARTICLES AND COUNTRIES WHENCE IMPORTED.	Quantities.					Value.				
	1908-1909	1909-1910.	1910-1911.	1911-1912	1912-1913.	1908-1909.	1909-1910.	1910-1911.	1911-1912.	1912-1913.
III.—ARTICLES WHOLLY OR MAINLY MANUFACTURED—contd.										
A.—APPAREL—continued.										
3.—Harberdashery and Millinery—										
(a) Gold and silver thread—										
India—Bombay ... Value.	413	287	388	164	129
Other British Possessions	17
Total British Empire... Value.	413	287	388	164	146
Germany Value.	80	164	115
Jeddah	200
Austria	75	80	167
Egypt and etc....	87
Other Foreign Countries	18	26	87
Total Foreign Countries... Value.	293	167	244	141	254
Total British Empire and Foreign Countries Value.	706	454	632	305	400
(b) Harberdashery and Milinery—										
United Kingdom ... Value	68	116
India—Bombay	353	347	473	281
Other British Possessions	64	47	38
Total British Empire ... Value.	397	462	511	397
Germany... .. Value.	105	169
Other Foreign Countries	46	114	88	74
China	87
Austria	906
Total Foreign Countries... Value	46	114	193	636
Total British Empire and Foreign Countries Value.	443	576	704	1,033
(c) Lametta—										
United Kingdom ... Lbs.	808	100
India—Bombay... ..	1,792	374	178	980	368	181	100	78
Other British Possessions	532	108
Total British Empire... Lbs.	1,792	374	178	1,288	532	368	181	100	178	108
Austria Lbs.	1,540	540	672	5,481	212	174	299	1,434
Germany... ..	1,232	546	581	392	1,781	220	324	273	140	655
Hodaidah	734	100
Other Foreign Countries	160	438	30	80
Total Foreign Countries .. Lbs.	3,556	696	1,121	1,064	7,700	532	354	447	439	2,169
Total British and Foreign Countries Value.	5,348	1,070	1,299	2,352	8,232	900	535	547	617	2,277
4.—Hats, caps, bonnets, and hatter's ware—										
Straits Settlements ... Value.	238	212
United Kingdom	142	112
India—Bombay	79	103	137	166
" —Calcutta	250	384	218	209	163
Other British Possessions...	142	62	60	85	106
Total British Empire	392	667	619	643	547
Austria Value.	73	344	131	218	551
Italy	100	147
Egypt and etc.	165	146	239	484	556
Other Foreign Countries	63	82	82	82	102
Total Foreign Countries.Value.	401	572	452	784	1,355
Total British Empire and Foreign Countries Value.	793	1,239	1,071	1,427	1,933

GENERAL IMPORTS.
YEARS 1908-09 TO 1912-13.

SEA-BORNE TRADE.

No. 7—continued.

GENERAL IMPORTS IN THE YEARS 1908-09 TO 1912-13—continued.

Quantities and Value of Principal and Other Articles, Imported into the Port of Aden,
in each Official Year, from 1908-09 to 1912-13—continued.

ARTICLES AND COUNTRIES WHENCE IMPORTED.	Quantities.					Value.				
	1908-1909.	1909-1910.	1910-1911.	1911-1912.	1912-1913.	1908-1909.	1909-1910.	1910-1911.	1911-1912.	1912-1913.
III.—ARTICLES WHOLLY OR MAINLY MANUFACTURED— <i>contd.</i>						£	£	£	£	£
APPAREL—<i>continued.</i>										
f.—Second-hand clothing—										
United Kingdom ... Value.	158
Other British Possessions ... "	3
Total British Empire .. Value.	161
Other Foreign Countries ... Value.	67
Total Foreign Countries... Value.	67
Total Foreign and British Empire, Value.	223
Total of Apparel ... Value.	12,867	11,789	13,333	13,535	22,057
B.—ARMS, AMMUNITION, AND MILI- TARY STORES—										
3.—Fire-arms, and parts thereof—										
United Kingdom ... Value.	150	388
Other British Possessions ... "	44	108	53	122	92
Total British Empire ... Value.	194	496	53	122	92
Other Foreign Countries ... Value.	37	20	86	27	17
Total Foreign Countries ... Value.	37	20	86	27	17
Total British Empire and Foreign Countries ... Value.	231	516	139	149	109
5.—Other Forts—										
United Kingdom ... Value.	208	244	133	70
Other British Possessions ... "	19	54	49	4	54
Total British Empire .. Value.	227	298	182	74	54
Austria ... Value.	200
Djibouti ... "	147
Italy ... "	253
Other Foreign Countries ... "	68	87	3
Total Foreign Countries ... Value.	215	87	453	3
Total British Empire and Foreign Countries ... Value.	442	385	182	527	57
Total of Arms Ammunition, etc.... Value.	673	901	321	676	166
C.—CARRIAGES AND CARTS INCLUDING CYCLES AND MOTOR CARS—										
1.—Carriages and carts (excluding railway carriages), and parts thereof—										
(a) Carriages and Carts—										
United Kingdom .. Value.	161	129	182
India—Bombay ... "	321	329	197	451	381
Other British Possessions. "	42	34	60	7	80
Total British Empire... Value.	363	524	386	640	461
Austria ... Value.	116	150	101	97	80
United States of America. "	818	140	580	1,474	1,944
Arabian Gulf Ports ... "	133
Other Foreign Countries. "	19	133	27	40	3
Djibouti ... "	74
France ... "	107
Total Foreign Countries... Value.	1,086	393	658	1,611	2,208
Total British Empire and Foreign Countries ... Value.	1,449	917	1,044	2,251	2,669

GENERAL IMPORTS.

SEA-BORNE TRADE.

YEARS 1908-09 TO 1912-13.

No. 7—continued.

GENERAL IMPORTS IN THE YEARS 1908-09 TO 1912-13—continued.

Quantities and Value of Principal and Other Articles, Imported into the Port of Aden,
in each Official Year, from 1908-09 to 1912-13—continued.

ARTICLES AND COUNTRIES WHENCE IMPORTED.	Quantities.					Value.				
	1908-1909.	1909-1910.	1910-1911.	1911-1912.	1912-1913.	1908-1909.	1909-1910.	1910-1911.	1911-1912.	1912-1913.
III.—ARTICLES WHOLLY OR MAINLY MANUFACTURED— <i>contd.</i>						£	£	£	£	£
C.—CARRIAGES AND CARTS INCLUDING CYCLES AND MOTOR CARS— <i>contd.</i>										
1.—Carriages and carts (excluding railway carriages), and parts thereof— <i>continued.</i>										
(b) Parts of carriages and carts—										
India—Bombay Value.	146
Other British Possessions. „	48
Total British Empire ... Value.	194
United States of America. Value.	476
Other Foreign Countries. „	13
Total Foreign Countries... Value.	489
Total British Empire and Foreign Countries Value.	683
2.—Cycles (other than motor cycles) and parts thereof and accessories—										
(a) Cycles, imported, entire or in sections—										
United Kingdom ... Value.	104	127	162
India—Bombay „	40
Other British Possessions. „	17	50	20	84
Total British Empire... Value.	121	177	182	40	84
France Value.	80
Other Foreign Countries. „	29	32	8	12
Total Foreign Countries. Value.	109	32	8	12
Total British Empire and Foreign Countries ... Value.	230	209	182	48	96
3.—Motor cars and motor cycles and parts thereof—										
(a) Motor cars and motor cycles—										
United Kingdom ... Value.	4,568	1,096	691	280
India—Bombay „	267	133
Other British Possessions. „	60	26
Total British Empire .. Value.	4,835	1,096	717	413
France Value.	680
Belgium „	400	1,133	405	533
United States of America. „	233	450
Other Foreign Countries. „	1	53	53
Total Foreign Countries... Value.	400	1,134	671	680	1,036
Total British Empire and Foreign Countries Value.	400	5,969	1,767	1,397	1,449
(b) Parts of motor cars and motor cycles and accessories—										
United Kingdom ... Value.	132
Other British Possessions. „	14
Total British Empire... Value.	146
Other Foreign Countries. Value.	73
Total Foreign Countries... Value.	73
Total British Empire and Foreign Countries Value.	219
Total carriages and carts, etc. ... Value.	2,079	7,095	2,993	3,696	5,116

No. 7—continued.

GENERAL IMPORTS IN THE YEARS 1908-09 TO 1912-13—continued.
Quantities and Value of Principal and Other Articles, Imported into the Port of Aden,
in each Official Year from 1908-09 to 1912-13—continued.

ARTICLES AND COUNTRIES WHENCE IMPORTED.	Quantities.					Value.				
	1908-1909.	1909-1910.	1910-1911.	1911-1912.	1912-1913.	1908-1909.	1909-1910.	1910-1911.	1911-1912.	1912-1913.
III.—ARTICLES WHOLLY OR MAINLY MANUFACTURED— <i>contd.</i> D.—CHEMICALS, DRUGS, AND MEDI- CINES—						£	£	£	£	£
1.—Chemicals—										
(a) Acids—										
i. Sulphuric—										
United Kingdom ... Cwt.	124	108	95	104	127	154	189	121	170	209
Other British Posses- sions "	10	3	1½	30	11	3
Total British Empire ... Cwt.	134	108	95	107	128½	184	189	121	181	212
Other Foreign Countries, Cwt.	2	2	3	13	3	40
Total Foreign Countries ... Cwt.	2	2	3	13	3	40
Total British Empire and Foreign Countries Cwt.	134	110	95	109	131½	184	202	121	184	252
ii. Other sorts—										
United Kingdom ... Cwt.	57	179
Other British Posses- sions... .. "	3	6
Total British Empire... Cwt.	60	185
Austria Cwt.	33	143
Other Foreign Coun- tries Cwt.	61	37
Total Foreign Countries... Cwt.	94	230
Total British Empire and Foreign Countries Cwt.	154	415
(b) Aluminous sulphates (includ- ing alum)—										
United Kingdom ... Cwt.	139	69
Total British Empire... Cwt.	139	69
Total British Empire and Foreign Countries Cwt.	139	69
(c) Disinfectants—										
Other British Posses- sions Cwt.	26	4	11	3
United Kingdom "	62	77
Total British Empire... Cwt.	26	66	11	80
Germany... .. Cwt.	204	107
Total Foreign Countries... Cwt.	204	107
Total British Empire and Foreign Countries... .. Cwt.	230	66	118	80
i. Saltpetre—										
India—Bombay ... Cwt.	60	80
Other British Posses- sions "	2	2
Total British Empire... Cwt.	62	82
Total British Empire and Foreign Countries... .. Cwt.	62	82
(d) Soda compounds—										
i. Bicarbonate of soda (sodium bicarbonate)—										
India—Karachi ... Cwt.	596	199
Other British Posses- sions... .. "	155	1	48	1
United Kingdom "	104
Total British Empire... Cwt.	751	282	247	165
Other Foreign Coun- tries Cwt.	2	½	3	3
Total Foreign Countries... Cwt.	2	½	3	3
Total British Empire and Foreign Countries Cwt.	753	282½	250	168

YEARS 1908-09 TO 1912-13.

No. 7—continued.

GENERAL IMPORTS IN THE YEARS 1908-09 TO 1912-13—continued.

Quantities and Value of the Principal and Other Articles Imported into the Port of Aden,
in each Official Year, from 1908-09 to 1912-13—continued.

ARTICLES AND COUNTRIES WHENCE IMPORTED.	Quantities.					Value.				
	1908-1909.	1909-1910.	1910-1911.	1911-1912.	1912-1913.	1908-1909.	1909-1910.	1910-1911.	1911-1912.	1912-1913.
III.—ARTICLES WHOLLY OR MAINLY MANUFACTURED—cont'd.						£	£	£	£	£
D.—CHEMICALS, DRUGS, AND MEDI- CINES—continued.										
1.—Chemicals—continued.										
(j) Soda compounds—continued.										
ii. Borax including boric acid—										
United Kingdom ... Cwt.	60	101	56	97
Other British Posses- sions	4	5
Total British Empire ... Cwt.	60	105	56	102
Total British Empire and Foreign Countries	60	105	56	102
v. Other sorts—										
United Kingdom ... Cwt.	139	313	45	79
India—Bombay	25	27
Other British Posses- sions	15	223	12	72
Total British Empire ... Cwt.	164	328	223	72	91	72
Germany Cwt.	10	15
Total Foreign Countries... Cwt.	10	15
Total British Empire and Foreign Countries ... Cwt.	174	328	223	87	91	72
(l) Other sorts of Chemicals—										
United Kingdom ... Value.	879	1,649	2,944	2,735	2,635
India—Bombay	781	842	607	397	791
India—Karachi	1,310	693	1,503	1,609	2,671
Other British Posses- sions	122	248	255	172	134
Total British Empire ... Value	3,092	3,432	5,309	4,913	6,231
Holland Value.	327	150
Austria	468	70	107
France	186	99
Germany	491	206	721	1,658	1,281
Italy	2,229	1,905	2,321	602	740
Belgium	166	147	143	292
Arabian Gulf Ports	820	553	676
Other Foreign Countries.	155	144	94	90	170
Persia	2
Total Foreign Countries ... Value.	4,130	3,423	4,211	2,792	2,397
Total British Empire and Foreign Countries ... Value	7,222	6,855	9,520	7,705	8,628
Total of Chemicals ... Value.	7,917	7,057	9,732	8,063	9,634
2.—Drugs and Medicines—										
(a) Aloes—										
Other British Possessions Cwt.	3	10
Total British Empire ... Cwt.	3	10
Arabian Gulf Ports ... Cwt.	293	336	434	183	96	489	622	661	283	184
Other Foreign Countries. ..	17	28
Total Foreign Countries ... Cwt.	310	336	434	183	96	517	622	661	283	184
Total British Empire and Foreign Countries ... Cwt.	313	336	434	183	96	527	622	661	283	184
(b) Asafœtida—										
India—Bombay ... Cwt.	128	119½	698	281	240	3,086
Other British Possessions ..	3	20
Total British Empire ... Cwt.	3	128	119½	698	20	281	240	3,086
Persia Cwt.	97	187	91	47	161	825	265	107
Egypt, etc.	60	107
Other Foreign Countries.	8	10	16	40	15	7
Total Foreign Countries .. Cwt.	97	255	101	63	161	972	280	114
Total Foreign Countries ... Cwt.	100	383	220	761	181	1,253	520	3,200

No. 7—continued.

GENERAL IMPORTS IN THE YEARS 1908-09 TO 1912-13—continued.

Quantities and Value of Principal and Other Articles, Imported into the Port of Aden, in each Official Year, from 1908-09 to 1912-13—continued.

ARTICLES AND COUNTRIES WHENCE IMPORTED.	Quantities.					Value.				
	1908-1909.	1909-1910.	1910-1911.	1911-1912.	1912-1913.	1908-1909.	1909-1910.	1910-1911.	1911-1912.	1912-1913.
III.—ARTICLES WHOLLY OR MAINLY MANUFACTURED— <i>contd.</i>						£	£	£	£	£
D.—CHEMICALS, DRUGS, AND MEDI- CINES— <i>continued.</i>										
2.—Drugs and Medicines— <i>contd.</i>										
(c) Camphor—										
India—Gulf of Cutch ... Lbs.	1,680	79
Other British Possessions. „	930	739	516	62	59	40
Total British Empire ... Lbs.	2,610	739	516	141	59	40
Other Foreign Countries. Lbs.	28	672	468	3	40	30
Total Foreign Countries. Lbs.	28	672	468	3	40	30
Total British Empire and Foreign Countries ... Lbs.	2,638	1,411	984	144	99	70
(d) Proprietary and patent medi- cines—										
United Kingdom ... Value.	530	679	1,057	881	2,374
India—Bombay ... „	354	113	343	155	251
Other British Possessions. „	7	12	3	9
Total British Empire ... Value.	891	804	1,400	1,039	2,634
Italian East Africa ... Value.	80
Other Foreign Countries. „	78	80	86	142	170
Austria ... „	178
Total Foreign Countries. Value.	78	80	166	142	348
Total British Empire and Foreign Countries ... Value.	969	884	1,566	1,181	2,982
(e) Quinine and alkaloids thereof (including Cinchona and Peru- vian bark)—										
India—Bombay ... Lbs.	123	87
Other British Possessions. „	26	22
Total British Empire ... Lbs.	149	109
Austria ... „	896	533
Belgium ... „	896	533
Total Foreign Countries. Lbs.	1,792	1,066
Total British and Foreign Countries ... Lbs.	1,941	1,175
(f) Other sorts of drugs and medicines—										
United Kingdom ... Value.	276	70
Straits Settlements ... „	715	458	1,058	1,819	3,127
Ceylon ... „	90	83	104
India—Bombay ... „	1,084	1,443	1,687	1,615	2,919
India—Calcutta ... „	610	833	1,168	762	315
Other British Possessions. „	54	268	219	43	10
Total British Empire ... Value.	2,553	3,002	4,132	4,538	6,545
Egypt ... Value.	337	175	533	594
Hodeidah ... „	118
Italian East Africa ... „	367
Mokha ... „	1,560	182	155	645
Arabian Gulf Ports ... „	794	91	104
Persia ... „	305	72	219	447	716
Turkey in Asia ... „	190	73	350
Java ... „	80
Muscat ... „	169
Messowah ... „	164
Other Foreign Countries. „	243	144	161	108	127
China ... „	355	1,049	333	385	1,841
France ... „	154
Total Foreign Countries. Value.	2,910	2,750	1,261	1,719	4,610
Total British Empire and Foreign Countries ... Value.	5,463	5,752	5,393	6,257	11,155

GENERAL IMPORTS.
YEARS 1908-09 TO 1912-13.

SEA-BORNE TRADE.

No. 7—continued.

GENERAL IMPORTS IN THE YEARS 1908-09 TO 1912-13—continued.
Quantities and Value of Principal and Other Articles, Imported into the Port of Aden,
in each Official Year, from 1908-09 to 1912-13—continued.

ARTICLES AND COUNTRIES WHENCE IMPORTED.	Quantities.					Value.				
	1908-1909.	1909-1910.	1910-1911.	1911-1912.	1912-1913.	1908-1909.	1909-1910.	1910-1911.	1911-1912.	1912-1913.
III.—ARTICLES WHOLLY OR MAINLY MANUFACTURED— <i>contd.</i>						£	£	£	£	£
D.—CHEMICALS, DRUGS, AND MEDI- CINES— <i>continued.</i>										
7.—Opium—										
India—Bombay ... Lbs.	224	80
Other British Possessions... "	2	7
Total British Empire ... Lbs.	2	224	7	80
Total British Empire and Foreign Countries ... Lbs.	7	80
Total Value of Drngs, and Medicines excluding Chemicals ... Value.	7,291	7,258	8,972	8,321	18,766
Total Chemicals, Drugs and Medicines ... Value.	15,208	14,315	18,704	16,384	28,400
E.—CUTLERY, HARDWARE, IMPLI- MENTS (EXCEPT MACHINE TOOLS), AND INSTRUMENTS—										
1.—Clocks and watches and parts thereof—										
(a) Clocks and Time-pieces—										
United Kingdom ... No.	413	334	216	162	150	91
Other British Possessions. "	19	224	78	49	184	27	78	24	35	79
Total British Empire ... No.	432	224	412	265	184	189	78	174	126	79
Austria ... No.	78	110	80	68
Italy ... "	98	80
Germany ... "	510	69
Other Foreign Countries... "	27	13	50	4	3	63	15	35	6	4
United States of America . "	198	77
Total Foreign Countries ... Nos.	105	123	658	4	201	143	83	184	6	81
Total British Empire and Foreign Countries ... No.	537	347	1,070	269	385	332	161	358	132	160
2.—Cutlery—										
United Kingdom ... Value.	586	202	374	305	242
India—Bombay ... "	206	227	111	283	154
Other British Possessions... "	1	29	25	11
Total British Empire ... Value.	792	430	514	613	407
Austria ... Value.	382	429	446	324
Germany ... "	110	258	689	588	902
Belgium ... "	67
Egypt ... "	154
Other Foreign Countries... "	159	63	13	132	59
United States of America . "	173
Total Foreign Countries ... Value.	269	770	1,285	1,166	1,458
Total British Empire and Foreign Countries ... Value.	1,061	1,200	1,799	1,779	1,865
2.—Hardware excluding cutlery and electro-plated ware—										
(a) Buckets of tinned or galva- nized iron—										
United Kingdom ... Value.	269
Other British Possessions. "	44
Total British Empire ... Value.	313
Other Foreign Countries. Value.	27
Total Foreign Countries. Value.	27
Total British Empire and Foreign Countries ... Value.	240

No. 7—continued.

GENERAL IMPORTS IN THE YEARS 1908-09 TO 1912-13—continued.

Quantities and Value of Principal and Other Articles, Imported into the Port of Aden,
in each Official Year, from 1908-09 to 1912-13—continued.

ARTICLES AND COUNTRIES WHENCE IMPORTED.	Quantities.					Value.				
	1908-1909.	1909-1910.	1910-1911.	1911-1912.	1912-1913.	1908-1909.	1909-1910.	1910-1911.	1911-1912.	1912-1913.
III.—ARTICLES WHOLLY OR MAINLY MANUFACTURED— <i>contd.</i>						£	£	£	£	£
E.—CUTLERY, HARDWARE, IMPLE- MENTS (EXCEPT MACHINE TOOLS), AND INSTRUMENTS— <i>continued.</i>										
3.—Hardware excluding cutlery and electro-plated ware— <i>continued.</i>										
(b) Builders' hardware, such as locks, hinges, door bolts, etc.—										
United Kingdom ... Value.	128
Bombay	456
Other British Possessions. „	28
Total British Empire ... Value.	612
Germany Value.	353
Other Foreign Countries. „	3
Total Foreign Countries ... Value.	356
Total British Empire and Foreign Countries ... Value.	968
(c) Enamelled ironware—										
United Kingdom ... Value.	164
Bombay	113
Other British Possessions. „	28
Total British Empire ... Value.	305
Austria Value.	2,756
Germany	378
Other Foreign Countries. „	57
Total Foreign Countries ... Value.	3,191
Total British Empire and Foreign Countries ... Value.	3,496
(d) Implements and tools, other than agricultural implements and machine tools—										
United Kingdom ... Value.	147
Bombay	308
Other British Possessions. „	47
Total British Empire ... Value.	502
United States of America. Value.	73
Germany	340
Total Foreign Countries ... Value.	413
Total British Empire and Foreign Countries ... Value.	915
(e) Lamps, metal—										
United Kingdom ... No.	2,042	104	231	294	260	297
India—Bombay	1,718	107	179	138	159	158
Other British Possessions. „	197	13	21	18	33
Total British Empire ... No.	3,957	224	431	432	437	488
Austria No.	5,729	136	176	205	225
Germany	5,627	140	188	476	362
Other Foreign Countries. „	305	124	44	46	54	27
Total Foreign Countries ... No.	11,661	124	320	410	735	614
Total British Empire and Foreign Countries ... No.	15,618	348	751	842	1,172	1,102
(f) Lamps, glass—										
United Kingdom ... No.	111	95	81
India—Bombay	198
Other British Possessions. „	1,647	28	42	89	110
Total British Empire ... No.	1,647	309	123	123	89	110

YEARS 1908-09 TO 1912-13.

No. 7—continued.

GENERAL IMPORTS IN THE YEARS 1908-09 TO 1912-13—continued.

Quantities and Value of Principal and Other Articles, Imported into the Port of Aden, in each Official Year, from 1908-09 to 1912-13—continued.

ARTICLES, AND COUNTRIES WHENCE IMPORTED.	Quantities.					Value.				
	1908-1909.	1909-1910.	1910-1911.	1911-1912.	1912-1913.	1908-1909.	1909-1910.	1910-1911.	1911-1912.	1912-1913.
III.—ARTICLES WHOLLY OR MAINLY MANUFACTURED— <i>continued.</i>						£	£	£	£	£
E.—CUTLERY, HARDWARE, IMPL- MENTS (<i>except</i> MACHINE TOOLS), AND INSTRUMENTS— <i>continued.</i>										
4. Hardware, <i>excluding</i> cutlery, and electro-platedware— <i>contd.</i>										
(h) Lamps, glass—										
Austria No.	12,218	151	215	239	134	331
Germany "	104	179	95
Belgium "
Other Foreign Countries. "	659	46	68	30	42	64
Hodaidah "	2,400	133
Total Foreign Countries ... No.	15,277	197	387	448	271	528
Total British Empire and Foreign Countries ... No.	16,924	506	510	571	360	638
(i) Parts of lamps, <i>other than</i> glass—										
Other British Possession No.	29
Total British Empire ... No.	29
Other Foreign Countries No.	67
Total Foreign Countries ... No.	67
Total British and Foreign Countries No.	96
(j) Safes and strong boxes of metal—										
United Kingdom ... No.	30	110
Other British Possessions "	7	50
Total British Empire. No.	37	160
Austria No.	8	81
Other Foreign Countries "	37	108
Total Foreign Countries ... No.	45	189
Total British and Foreign Countries No.	82	349
(k) Other sorts—										
Straits Settlements ... Value.	82
United Kingdom ... "	771	2,854	1,999	2,285	477
India—Bombay... .. "	2,357	2,330	2,609	2,999	598
Zanzibar "	149
Other British Possessions. "	96	185	187	128	308
Total British Empire. Value.	3,224	5,369	4,795	5,643	1,383
Japan Value.	70
Austria "	800	788	1,578	2,376	79
France "	198	246	83
Germany "	580	945	644	1,961	350
Italy "	129	76	175	209
Belgium "	152	118	69
China "	169
Egypt, etc. "	80	149	111	119
United State of America. "	89
Hodaidah "	154
Arabian Gulf Ports ... "	84
Other Foreign Countries. "	219	153	242	132	120
Djibouty "	73
Total Foreign Countries ... Value.	2,126	2,309	3,317	5,157	691
Total British Empire and Foreign Countries ... Value.	5,350	7,678	8,112	10,800	2,074
Total Cutlery and Hard- ware Value.	7,597	10,300	11,682	14,243	12,003
(l)—Electric lamps and parts thereof—										
Other British Posses- sions Value.	82
Total British Empire ... Value.	82

No. 7—continued.

GENERAL IMPORTS IN THE YEARS 1908-09 TO 1912-13—continued.

Quantities and Value of Principal and Other Articles, Imported into the Port of Aden, in each Official Year, from 1908-09 to 1912-13—continued.

ARTICLES AND COUNTRIES WHENCE IMPORTED.	Quantities.					Value.				
	1908-1909.	1909-1910.	1910-1911.	1911-1912.	1912-1913.	1908-1909.	1909-1910.	1910-1911.	1911-1912.	1912-1913.
III.—ARTICLES WHOLLY OR MAINLY MANUFACTURED— <i>continued.</i>						£	£	£	£	£
E.—CUTLERY, HARDWARE, IMPLE- MENTS (except MACHINE TOOLS), AND INSTRUMENTS— <i>continued.</i>										
5. Instruments, Apparatus, and Appliances, and parts thereof— <i>continued.</i>										
(a) Electrical, other than telegra- phic and telephone, not being Machinery— <i>continued.</i>										
(i)—Electric lamps and parts thereof— <i>continued.</i>										
Other Foreign Coun- tries... .. Value.	8
Total Foreign Countries. Value.	8
Total British and Foreign Countries Value.	90
(i) Other sorts.—										
United Kingdom ... Value.	89	192	83	323
India—Bombay	76
Other British Posses- sions	149	36	54	7
Total British Empire ... Value.	149	125	268	137	330
Italy Value.	87
Other Foreign Coun- tries	123	51	3	11
Total Foreign Countries. Value.	123	138	3	11
Total British Empire and Foreign Countries ... Value.	149	248	406	140	341
(b) Musical—										
i.—Pianos and Piano players, complete—										
United Kingdom ... No.	4	80
Total British Empire ... No.	4	80
Total British and Foreign Countries No.	4	80
ii.—Talking machines and accessories—										
United Kingdom ... Value.	142
Other British Posses- sions	58
Total British Empire ... Value.	200
Germany Value.	113
Other Foreign Coun- tries	93
Total Foreign Countries. Value.	206
Total British and Foreign Countries Value.	406
iii.—Other sorts, including part of musical instruments—										
United Kingdom ... Value.	197	131	232	193	90
Somaliland	67
India—Bombay	123	93
Other British Posses- sions	37	64	8
Total British Empire ... Value.	197	321	362	257	98
Austria Value.	130
France	77
Germany	85	103
Italy	80
Other Foreign Coun- tries	131	28	14	141	23
Total Foreign Countries. Value.	131	190	117	351	23
Total British Empire and Foreign Countries ... Value.	328	511	479	608	121

YEARS 1908-09 TO 1912-13.

No. 7—continued.

GENERAL IMPORTS IN THE YEARS 1908-09 TO 1912-13—continued.

Quantities and Value of Principal and Other Articles, Imported into the Port of Aden, in each Official Year, from 1908-09 to 1912-13—continued.

ARTICLES, AND COUNTRIES WHENCE IMPORTED.	Quantities.					Value.				
	1908-1909.	1909-1910.	1910-1911.	1911-1912.	1912-1913.	1908-1909.	1909-1910.	1910-1911.	1911-1912.	1912-1913.
III.—ARTICLES WHOLLY OR MAINLY MANUFACTURED— continued.						£	£	£	£	£
E.—CUTLERY, HARDWARE, IMPLE- MENTS (except MACHINE TOOLS), AND INSTRUMENTS—continued.										
5.—Instruments, Apparatus, and Appliances, and parts thereof— continued.										
(c) Optical—										
United Kingdom ... Value.	72	78	81
Other British Possessions. „	43	13	5	23	63
Total British Empire ... Value.	43	85	83	104	63
Other Foreign Countries. Value.	13	7
Total Foreign Countries ... Value.	13	7
Total British Empire and Foreign Countries ... Value.	43	85	83	117	70
(d) Photographic—										
United Kingdom ... Value.	83	80	68	75	174
Other British Possessions. „	4	5	13	25	4
Total British Empire ... Value.	87	85	81	100	178
Other Foreign Countries. „	67	63	6	27
Total Foreign Countries ... Value.	67	63	6	27
Total British Empire and Foreign Countries ... Value.	154	148	87	100	205
(f) Surgical—										
United Kingdom ... Value.	200
Total British Empire ... Value.	200
Total British Empire and Foreign Countries ... Value.	200
(g) Other kinds—										
United Kingdom ... Value.	407
Perim „	133
Other British Possessions. „	26	64	24	82	123
Total British Empire ... Value.	26	64	564	82	123
German East Africa ... Value.	66
Germany... .. „	70
France „	100
Other Foreign Countries. „	20	68	72	20	42
Total Foreign Countries ... Value.	120	138	72	86	42
Total British Empire and Foreign Countries ... Value.	146	202	636	168	165
Total of Instruments, Apparatus, and Appli- ances, and parts thereof. Value.	1,020	1,194	1,691	1,133	1,478
6.—Telegraphs, materials for con- struction and accessories—										
United Kingdom ... Value.	1,042	257	4,345	2,027	1,193
Perim „	667	2,368
Other British Possessions. „	50	5	70
Total British Empire ... Value.	1,042	307	4,350	2,694	3,631
Other Foreign Countries. Value.	20	19	102
Total Foreign Countries... Value.	20	19	102
Total British Empire and Foreign Countries ... Value.	1,042	327	4,369	2,694	3,733

SEA-BORNE TRADE.

GENERAL IMPORTS.
YEARS 1908-09 TO 1912-13.

No. 7—continued.

GENERAL IMPORTS IN THE YEARS 1908-09 TO 1912-13—continued.

Quantities and Value of Principal and Other Articles, Imported into the Port of Aden, in each Official Year, from 1908-09 to 1912-13—continued.

ARTICLES AND COUNTRIES WHENCE IMPORTED.	Quantities.					Value.				
	1908-09.	1909-10.	1910-11.	1911-12.	1912-13.	1908-09.	1909-10.	1910-11.	1911-12.	1912-13.
II.—ARTICLES WHOLLY OR MAINLY MANUFACTURED—continued.										
E.—CUTLERY, HARDWARE, IMPLEMENTS (except MACHINE TOOLS), AND INSTRUMENTS—continued.										
8.—Type-writers—										
(a) Type-writers—										
United Kingdom ... No.	8	15½
Other British Possessions. "	3	32
Total British Empire ... No.	11	186
Other Foreign Countries. "	9	154
Total Foreign Countries ... No.	9	154
Total British Empire and Foreign Countries ... No.	20	340
Total Cutlery, Hardware, Implements (except machine tools), and Instruments ... Value.	9,659	11,821	17,742	18,070	17,554
F.—DYES AND COLOURS—										
1.—Dyeing and Tanning substances.										
(c) Dyes obtained from coal tar—										
ii.—Aniline—										
United Kingdom ... Lbs.	1,512	2,128	90	100
Other British Possessions ... "	140	504	1,280	9	40	93
Total British Empire ... Lbs.	1,652	504	3,408	99	40	193
Hodaidah ... Lbs.	1,568	93
Belgium ... "	4,388	15,164	92,512	297	850	4,427
Holland ... "	2,464	3,248	147	913
Other Foreign Countries ... "	868	44
Italy ... "	4,032	199
Germany ... "	6,720	289
Total Foreign Countries ... Lbs.	868	4,388	19,196	106,512	44	297	1,090	5,088
Total British Empire and Foreign Countries ... Lbs.	2,520	4,892	19,196	109,920	143	337	1,090	5,281
(d) Indigo—										
Straits Settlements ... Cwt.	32	114	36	112	160	481	2,482	820	2,118	1,707
India—Bombay ... "	18	89	51	213	855	527
Other British Possessions ... "	4½	4	39	47
Total British Empire ... Cwt.	36½	132	40	201	211	510	2,695	867	2,973	2,234
Austria ... Cwt.	164	116	216	28	1,073	1,750	1,013	2,707	93	16,843
Belgium ... "	87	964
Java ... "	21	220
Egypt ... "	19	26	10	92	193	207	333	1,426
Mokha ... "	56	52	597	1,293
Arabian Gulf Ports ... "	3	67
Other Foreign Countries ... "	10½	8	7½	8	11½	61	100	65	42	62
Total Foreign Countries ... Cwt.	280½	183	249½	67	1,228½	2,968	1,777	2,979	688	19,624
Total British Empire and Foreign Countries ... Cwt.	316¾	315	289¾	268	1,439¾	3,488	4,472	3,846	3,661	21,858
(e) Saffron—										
India—Bombay ... Lbs.	80	367	150	684	851	82	232	86	209	171
Total British Empire ... Lbs.	80	367	150	684	851	82	232	36	209	171
France ... Lbs.	408	137
Other Foreign Countries ... "	18	42	45	112	14	35	37	33
Total Foreign Countries ... Lbs.	18	408	42	45	112	14	137	35	37	33
Total British Empire and Foreign Countries ... Lbs.	98	775	192	729	963	96	369	121	246	204

YEARS 1908-09 TO 1912-13.

No. 7—continued.

GENERAL IMPORTS IN THE YEARS 1908-09 TO 1912-13—continued.

Quantities and Value of Principal and Other Articles, Imported into the Port of Aden,
in each Official Year, from 1908-09 to 1912-13—continued.

ARTICLES AND COUNTRIES WHENCE IMPORTED.	Quantities.					Value.				
	1908-1909.	1909-1910.	1910-1911.	1911-1912.	1912-1913.	1908-1909.	1909-1910.	1910-1911.	1911-1912.	1912-1913.
III.—ARTICLES WHOLLY OR MAINLY MANUFACTURED— <i>con- tinued.</i>						£	£	£	£	£
F.—DYES AND COLOURS— <i>continued.</i>										
1. Dyeing and Tanning Substances — <i>continued.</i>										
(f) Other sorts—										
Malabar Coast ... Cwt.	106	216	127	152
India—Bombay	4,257	3,178	3,823	3,919	5,827	3,994	2,641	3,386	4,255	6,030
Calcutta	127	93
Madras	77	902	82	767
Other British Possessions. "	89	27	10	42½	6½	51	66	20	88	10
Total British Empire ... Cwt.	4,473	3,205	3,833	4,144½	6,951½	4,138	2,707	3,406	4,552	6,959
China	100	175	262	81	143	231
Italian East Africa	1,170	593	316	97
Djibouti and Obokh	154	179	205	273	305	2,055	1,878	2,500	2,820	5,299
Other Foreign Countries	201½	78	93½	84	300½	154	124	82	110	180
Jeddah	68	67
Total Foreign Countries ... Cwt.	355½	1,427	991½	532	935½	2,209	2,316	2,760	3,073	5,777
Total British Empire and Foreign Countries ... Cwt.	4,828½	4,632	4,824½	4,676½	7,886½	6,347	5,023	6,166	7,625	12,736
Total Dyeing and Tanning Substances Value.	9,931	10,007	10,470	12,622	40,079
2. Paints and Painters' Mate- rials—										
(a) Paints and Colours—										
(i) White and red lead—										
United Kingdom ... Cwt.	331	397
Other British Possessions. "	24	10
Total British Empire ... Cwt.	355	407
Total British Empire and Foreign Countries ... Cwt.	355	407
(ii) Other sorts—										
United Kingdom ... Cwt.	1,817	1,541	1,533	1,296	934	1,656	2,104	2,029	1,790	1,502
Malta	51	343
India—Bombay	252	175	110	221	107	454	524	279	467	398
Calcutta	81	58	109	46	163	912	629	1,482	644	2,294
Other British Possessions. "	28	1½	2	2	26	1	9	3
Total British Empire ... Cwt.	2,178	1,774½	1,808	1,565	1,296	3,048	3,258	4,133	2,910	4,197
Holland	25	167
France	20	24	121	79
Italy	41	30	43	61	23	95	207	237	437	163
Belgium	34	65	84	94	126	223	363	437	514	357
Austria	26	124
Egypt, etc.	22	163	103	825
Germany	27	25	35	170	140	215
Other Foreign Countries. "	10½	39	25½	32	2	44	18	135	72	33
Total Foreign Countries. Cwt.	127½	161	178½	261	354	589	758	933	1,409	1,593
Total British Empire and Foreign Countries. Cwt.	2,305½	1,935½	1,986½	1,826	1,560	3,637	4,016	5,066	4,319	5,790
(b) Painters' Materials (other than paints and colours)—										
(i) Turpentine—										
United Kingdom ... Cwt.	60	76
Other British Posses- sions	1	1
Total British Empire ... Cwt.	61	77
Other Foreign Countries. Cwt.	48	54
Total Foreign Countries. Cwt.	48	54
Total British Empire and Foreign Countries ... Cwt.	109	131
(ii) Other kinds—										
United Kingdom ... Value.	208	360	262	346	450
Other British Possessions. "	6	27	30	44	11
Total British Empire ... Cwt.	214	387	292	390	461

No. 7—continued.

GENERAL IMPORTS IN THE YEARS 1908-1909 TO 1912-1913—continued.
Quantities and Value of Principal and Other Articles, Imported into the Port of Aden,
in each Official Year, from 1908-09 to 1912-13—continued.

ARTICLES AND COUNTRIES WHENCE IMPORTED.	Quantities.					Value.				
	1908-1909.	1909-1910.	1910-1911.	1911-1912.	1912-1913.	1908-1909.	1909-1910.	1910-1911.	1911-1912.	1912-1913.
III—ARTICLES WHOLLY OR MAINLY MANUFACTURED— <i>continued.</i>						£	£	£	£	£
F.—DYES AND COLOURS— <i>continued.</i>										
2. Paints and Painters' Materials— <i>continued.</i>										
(ii) Other kinds—										
Other Foreign Countries. Value.	60	64	83	36	12
United States of America. "	104
Total Foreign Countries. Value.	60	64	83	36	116
Total British Empire and Foreign Countries ... Value.	274	451	375	426	577
Total Dyes and Colours. Value.	13,842	14,474	15,911	17,867	46,984
G.—FURNITURE, CABINETWARE AND MANUFACTURES OF WOOD—										
1. Furniture and Cabinetware—										
(a) Bedsteads—										
United Kingdom ... Value.	110
Other British Possessions. "	56
Total British Empire ... Value.	166
Other Foreign Countries. Value.	70
Total Foreign Countries. Value.	70
Total British Empire and Foreign Countries ... Value.	236
(b) Furniture of Wood (other than Bedsteads)—										
United Kingdom ... Value.	148
India—Gulf of Cutch ... "	167
" Bombay ... "	408
Other British Possessions. "	34
Total British Empire ... Value	757
United States ... Value.	80
Austria ... "	619
France ... "	342
Other Foreign Countries. "	112
Total Foreign Countries. Value.	1,153
Total British Empire and Foreign Countries ... Value	1,910
(c) Furniture of other Ma- terials (other than Bed- steads)—										
United Kingdom ... Value.	150
Bombay ... "	328
Other British Possessions. "	34
Total British Empire ... Value.	512
Other Foreign Countries. Value	120
Total Foreign Countries. Value.	120
Total British Empire and Foreign Countries ... Value.	632
(d) Cabinetware and Fur- niture—										
United Kingdom ... Value.	229	329	228	310
India—Malabar Coast ... Value.	158
" Bombay ... "	368	684	63	487
Other British Possessions. "	135	106	92	127
Total British Empire ... "	732	1,119	1,311	951
Austria ... Value.	458	218	486	373
Japan ... "	218	126
Other Foreign Countries. "	149	210	230	227
Total Foreign Countries. Value.	607	676	746	736
Total British Empire and Foreign Countries ... Value.	1,339	1,795	1,877	1,690

YEARS 1908-09 TO 1912-13.

No. 7—continued.

GENERAL IMPORTS IN THE YEARS 1908-09 TO 1912-13—continued.

Quantities and Value of Principal and Other Articles, Imported into the Port of Aden,
in each Official Year, from 1908-09 to 1912-13—continued.

ARTICLES AND COUNTRIES WHENCE IMPORTED.	Quantities.					Value.				
	1908-1909.	1909-1910.	1910-1911.	1911-1912.	1912-1913.	1908-1909.	1909-1910.	1910-1911.	1911-1912.	1912-1913.
III.—ARTICLES WHOLLY OR MAINLY MANUFACTURED— <i>continued.</i>						£	£	£	£	£
G.—FURNITURE, CABINETWARE AND MANUFACTURED OF WOOD— <i>con- tinued.</i>										
2. Manufactures of wood (<i>other than Furniture and Cabinetware.</i>)										
United Kingdom Value.	75	104	113
India—Bombay "	326	173	120	163	230
" Malabar Coast "	70	176
Other British Possessions . . . "	91	43	9	78	16
Total British Empire "	492	216	303	241	535
Egypt, etc. Value.	100	152
Other Foreign Countries "	44	60	165	193	67
Franco "
Total Foreign Countries ... Value.	44	60	165	293	219
Total British Empire and Foreign Countries ... Value.	536	276	468	534	754
H.—GLASSWARE AND EARTHEN- WARE—										
1. Chinese and Japaneseware (<i>in- cluding Lacqueredware, but ex- cluding Earthenware and por- celain</i>)—										
United Kingdom Value.	7	15	14	16
Other British Possessions... .. "	58
Total British Empire ... Value.	7	15	14	16	58
Japan Value.	620	386	607	432	800
Other Foreign Countries "	1	41	1	52	60
Total Foreign Countries ... Value.	621	427	608	484	860
Total British Empire and Foreign Countries "	628	442	622	500	918
2. Earthenware and Por- celain (<i>excluding Pipes of Earthenware</i>)—										
United Kingdom ... Value.	336	474	464	552	748
Straits Settlements "	198	211	209	180
India—Bombay "	569	869	863	1,145	681
Other British Possessions. . . "	1	20	38	9	58
Total British Empire ... Value.	1,044	1,574	1,574	1,986	1,487
Austria Value.	215	249	798	831	755
France "	113
Germany "	203	130	164	259	439
Belgium "	197	160	408	824	677
Holland "	131	160	178	558
Italy "	137
China "	131	214	404	593	294
Japan "	979	934	1,525	1,494	2,303
Egypt, etc. "	86	114	134
Other Foreign Countries. . . "	310	329	104	115	215
Total Foreign Countries. Value.	3,148	2,147	3,659	4,045	5,375
Total British Empire and Foreign Countries ... Value.	3,192	3,721	5,233	5,931	6,862
3. Glass and Glassware—										
(a) Bangles—										
India—Bombay ... Value.	600	119	71	239
Other British Possessions. . . "	111	28	1
Total British Empire ... Value.	600	111	147	72	239
Austria Value.	935	484	543	211	325
Germany "	80	170	246
Other Foreign Countries. . . "	40	34
Total Foreign Countries. Value.	1,015	654	822	245	325
Total British Empire and Foreign Countries ... Value.	1,615	765	976	317	564

SEA-BORNE TRADE.

GENERAL IMPORTS.
YEARS 1908-09 TO 1912-13.

No. 7—continued.

GENERAL IMPORTS IN THE YEARS 1908-09 TO 1912-13—continued.

Quantities and Values of Principal and Other Articles, Imported into the Port of Aden,
in each Official Year, from 1908-09 to 1912-13—continued.

ARTICLES AND COUNTRIES WHENCE IMPORTED.	Quantities.					Values.				
	1908-1909.	1909-1910.	1910-1911.	1911-1912.	1912-1913.	1908-1909.	1909-1910.	1910-1911.	1911-1912.	1912-1913.
III.—ARTICLES WHOLLY OR MAINLY MANUFACTURED— <i>con-</i> <i>tinued.</i>						£	£	£	£	£
H.—GLASSWARE AND EARTHENWARE — <i>continued.</i>										
3. Glass and Glassware— <i>continued.</i>										
(b) Beads and false pearls—										
India—Bombay ... Cwt.	20	33	114	273
Other British Possessions. United Kingdom ... "	10	12	10	27	24	38	64	107	58	11
Total British Empire ... Cwt.	10	12	10	47	66½	38	64	107	172	417
Austria ... Cwt.	145	148	325	467	354	1,112	1,319	3,027	1,837	3,640
Germany ... "	3½	50	32	100	91	129	205	463
Italy ... "	113	94	185	236	303	281	461	733
Mossowah ... "	13	73
Egypt, etc. ... "	78	224
Other Foreign Countries. "	21½	16½	7½	11	13	82	58	27	27	78
Japan ... "	23	154
France ... "
Total Foreign Countries. Cwt.	296	242½	446½	698	789	1,661	1,601	3,464	2,530	5,065
Total British Empire and Foreign Countries. Cwt.	306	254½	456½	745	855½	1,699	1,665	3,571	2,702	5,485
(c) Bottles and Phials—										
(i) Soda-water bottles—										
United Kingdom ... Gross.	122	200
Somaliland ... "	506	625
Other British Possessions. "	4	3
Total British Empire ... Gross.	632	828
Other Foreign Countries. Gross.	11	11
Total Foreign Countries. Gross.	11	11
Total British Empire and Foreign Countries ... Gross.	643	839
(ii) Other sorts—										
India—Bombay ... Gross.	1,000	104
United Kingdom ... "	221	168	260	153½	39	344	89	291	225	68
Somaliland ... "	940	594	619	427	577	709	747	530
Other British Posses- sions ... "	44	174	463½	1½	521	48	42	67	2	54
Total British Empire ... Gross.	1,205	936	1,342½	1,582½	560	969	840	1,105	861	122
Japan ... Gross.	1,843	2,240	179	180
Other Foreign Coun- tries ... "	158½	220½	397½	870	102	100	40	183	102	52
Total Foreign Countries. Gross.	158½	220½	396½	2,713	2,342	100	40	183	281	232
Total British Empire and Foreign Countries ... Gross.	1,363½	1,156½	1,738½	4,295½	2,902	1,069	880	1,288	1,142	354
(d) Funnels, globes, and glass parts of lamps—										
United Kingdom ... Value.	139
Other British Possessions. "	64
Total British Empire ... Value.	203
Turkey in Asia ... Value.	99
Austria ... "	381
Germany ... "	265
Other Foreign Countries. "	29
Total Foreign Countries. Value.	774
Total British Empire and Foreign Countries ... Value.	977

GENERAL IMPORTS.

SEA-BORNE TRADE.

YEARS 1908-09 TO 1912-13.

No. 7—continued.

GENERAL IMPORTS IN THE YEARS 1908-09 TO 1912-13—continued.

Quantities and Value of Principal and Other Articles, Imported into the Port of Aden,
in each Official Year, from 1908-09 to 1912-13—continued.

ARTICLES AND COUNTRIES WHENCE IMPORTED.	Quantities.					Value.				
	1908-1909.	1909-1910.	1910-1911.	1911-1912.	1912-1913.	1908-1909.	1909-1910.	1910-1911.	1911-1912.	1912-1913.
III.—ARTICLES WHOLLY OR MAINLY MANUFACTURED— <i>con- tinued.</i>						£	£	£	£	£
H.—GLASSWARE AND EARTHEN- WARE— <i>continued.</i>										
3. Glass and Glassware— <i>continued.</i>										
(e) Sheet and plate—										
United Kingdom ... Spl. ft.	15,400	1,504	3,448	710	73	118
Other British Possessions. „	100	170	415	3	6	14
Total British Empire :. Spl. ft.	15,500	2,074	3,863	713	79	132
Other Foreign Coun- tries ... Spl. ft.	2,360	1,670	600	77	61	20
Belgium ... „	4,600	153
Total Foreign Countries, Spl. ft.	2,360	1,670	5,200	77	61	173
Total British Empire and Foreign Countries, Spl. ft.	17,860	3,744	9,063	790	140	305
(f) Tableware, including decanters, tumblers, etc.—										
United Kingdom ... Value.	92
Bombay ... „	71
Total British Empire	163
Turkey in Asia	88
Austria	358
Germany	205
Belgium	194
Other Foreign Countries	65
Total Foreign Countries	910
Total British Empire and Foreign Countries	1,073
(g) Other glassware—										
United Kingdom	341	159	204	557	370
India—Bombay	721	954	533	751	393
Other British Possessions	59	64	53	74	2
Total British Empire	1,121	1,177	790	1,382	765
Austria	372	365	403	603	184
Germany	190	277	363	378	351
Belgium	95	118	138	74
Other Foreign Countries	63	206	132	59	95
Japan	163
Total Foreign Countries	720	848	1,016	1,178	867
Total British Empire and Foreign Countries	1,841	2,025	1,806	2,560	1,632
Total Glassware and Earthenware	10,834	9,498	13,496	13,292	19,009
I.—LEATHER MANUFACTURES (EX- CLUDING BOOTS AND SHOES AND BELTING FOR MACHINERY)—										
(1.) Bags and trunks—										
United Kingdom ... Value.	91
Total British Empire	91
Other Foreign Countries	42
Total Foreign Countries	42
Total British Empire and Foreign Countries	133
(2.) Saddlery and harness—										
United Kingdom	93	86
India—Bombay	77	169	162	101	290
Other British Possessions	51	34	38	13	4
Total British Empire	128	286	200	114	380

SEA-BORNE TRADE.

GENERAL IMPORTS.
YEARS 1908-09 TO 1912-13.

No. 7—continued.

GENERAL IMPORTS IN THE YEARS 1908-09 TO 1912-13—continued.

Quantities and Value of Principal and Other Articles, Imported into the Port of Aden,
in each Official Year, from 1908-09 to 1912-13—continued.

ARTICLES AND COUNTRIES WHENCE IMPORTED.	Quantities.					Value.				
	1908-1909.	1909-1910.	1910-1911.	1911-1912.	1912-1913.	1908-1909.	1909-1910.	1910-1911.	1911-1912.	1912-1913.
III.—ARTICLES WHOLLY OR MAINLY MANUFACTURED— <i>con- tinued.</i>						£	£	£	£	£
I.—LEATHER MANUFACTURES (EX- CLUDING BOOTS AND SHOES AND BELTING FOR MACHINERY)— <i>con- tinued.</i>										
2. Saddlery and harness— <i>continued.</i>										
Italy Value.	109
Other Foreign Countries	50	30	10	57	73
Total Foreign Countries	159	30	10	57	73
Total British Empire and Foreign Countries ... Value.	287	316	210	171	453
3. Other sorts—										
United Kingdom Value	94	131	82
India—Bombay	132	75	86
Other British Possessions...	32	62	83	69
Total British Empire	226	238	144	169	69
Other Foreign Countries	121	78	129	151	103
Arabian Gulf Ports	72
Total Foreign Countries	124	78	129	151	175
Total British Empire and Foreign Countries	350	316	273	320	244
Total of Leather Manufac- tures (excluding Boots and Shoes and Belting for Machinery) ... Value.	637	632	483	491	830
J.—MACHINERY OF ALL KINDS IN- CLUDING BELTING FOR MACHI- NERY—										
(1.) Belting for Machinery—										
(a) Of Leather—										
Other British Possessions Value.	18
Total British Empire	18
Other Foreign Countries.	49
Total Foreign Countries	49
Total British Empire and Foreign Countries	67
(2.) Machinery and Mill-work—										
(a) Prime-movers (other than electrical)—										
(i) Locomotives (excluding those for railways)—										
United Kingdom	80	147
Total British Empire	80	147
Italy	817
Other Foreign Coun- tries	20
Total Foreign Coun- tries	20	817
Total British Empire and Foreign Coun- tries	100	147	817
(b) Electrical machinery of all kinds, not including instru- ments, apparatus, appliances, and parts thereof—										
(i) Generators—										
Egypt	£00
Total Foreign Coun- tries	£00
Total British Empire and Foreign Coun- tries	200

GENERAL IMPORTS.

SEA-BORNE TRADE.

YEARS 1908-09 TO 1912-13.

No. 7—continued.

GENERAL IMPORTS IN THE YEARS 1908-09 TO 1912-13—continued.

Quantities and Value of Principal and Other Articles, Imported into the Port of Aden,
in each Official Year, from 1908-09 to 1912-13—continued.

ARTICLES AND COUNTRIES WHENCE IMPORTED.	Quantities.					Value.				
	1908-1909.	1909-1910.	1910-1911.	1911-1912.	1912-1913.	1908-1909.	1909-1910.	1910-1911.	1911-1912.	1912-1913.
III.—ARTICLES WHOLLY OR MAINLY MANUFACTURED— <i>con- tinued.</i>						£	£	£	£	£
J.—MACHINERY OF ALL KINDS IN- CLUDING BELTING FOR MACHI- NERY— <i>continued.</i>										
2. Machinery and Mill-work— <i>con- tinued.</i>										
(b) Electrical machinery of all kinds, not including instru- ments, apparatus, appliances, and parts thereof— <i>continued.</i>										
(iii) Other kinds—										
United Kingdom	219	333
Total British Empire	219	333
Other Foreign Coun- tries	20
Total Foreign Coun- tries	20
Total British Empire and Foreign Coun- tries	239	333
(c) Machinery, not being prime-movers or electrical machinery—										
(ii) Agricultural machinery—										
France	66
Other Foreign Coun- tries	7
Total Foreign Coun- tries	73
Total British Empire and Foreign Coun- tries	73
Sewing and knitting machines and parts thereof—										
(a) Sewing and knitting machines—										
Other British Posses- sions Nos.	14	9	12	12	21	68	50	60	53	69
Total British Empire ... Nos.	14	9	12	12	21	68	50	60	53	69
Germany Nos.	30	33	122	106	162	145	170	434	278	445
Egypt, etc. "	16	24	34	28	107	167	170	81
Other Foreign Countries. "	17	6	6	27	53	35	37	21	60	126
Total Foreign Countries. Nos.	47	55	152	167	248	180	314	622	508	652
Total British Empire and Foreign Countries. Nos.	61	64	164	179	269	248	364	682	561	721
(b) Parts of sewing and knitting machines and accessories—										
Egypt Value.	76
Total Foreign Countries. Value.	76
Total British Empire and Foreign Countries. Value.	76
Other sorts of machinery—										
United Kingdom	1,528	1,445	2,270	2,344	4,492
India—Bombay	348	289	35
Perin	241
Other British Posses- sions	17	32	82	53	142
Total British Empire	1,545	1,477	2,700	2,927	4,769

No. 7—continued.

GENERAL IMPORTS IN THE YEARS 1908-1909 TO 1912-1913—continued.
Quantities and Value of Principal and Other Articles, Imported into the Port of Aden,
in each Official Year, from 1908-09 to 1912-13—continued.

ARTICLES AND COUNTRIES WHENCE IMPORTED.	Quantities.					Value.				
	1908-1909.	1909-1910.	1910-1911.	1911-1912.	1912-1913.	1908-1909.	1909-1910.	1910-1911.	1911-1912.	1912-1913.
III.—ARTICLES WHOLLY OR MAINLY MANUFACTURED—con- tinued.						£	£	£	£	£
J.—MACHINERY OF ALL KINDS IN- CLUDING BELTING FOR MACHI- NERY—continued.										
(c) Other sorts—continued.										
France	471	72	269
Germany	960	1,371
Italy	424	398	628	1,195	1,322
Egypt	183
Djibouti	253	101
Other Foreign Countries	229	51	41	87	139
Arabian Gulf Ports	100
Dunkali Coast	100
Total Foreign Countries	1,613	1,356	2,043	1,354	2,031
Total British Empire and Foreign Countries	3,158	2,833	4,743	4,281	6,800
Total Machinery of all kinds including Belt- ing for machinery	3,406	3,609	5,572	5,659	8,197
K.—METALS—IRON AND STEEL— AND MANUFACTURES THEREOF—										
1. Iron—										
(a) Pig—										
United Kingdom ... Cwt.	143	33
Total British Empire ... Cwt.	143	33
Total Foreign Countries. Cwt.
Total British Empire and Foreign Countries. Cwt.	143	33
(b) Manufactures—										
(i) Angle, Bolt, and Rod—										
United Kingdom ... Cwt.	164	158	275	119	128	105
Other British Pos- sessions	48	3	15	36	2	9
Total British Empire. Cwt.	212	161	290	155	130	114
Other Foreign Coun- tries	168	78
Total Foreign Coun- tries	168	78
Total British Empire and Foreign Coun- tries	212	329	290	155	208	114
(ii) Bars and channel—										
United Kingdom ... Cwt.	2,777	1,319	1,126	2,338	1,415	1,167	623	579	986	753
India—Bombay	2,044	2,393	1,119	1,542	1,104	1,026	990	521	629	465
Other British Posses- sions	80	4	3	49	12	3	4	26
Total British Empire. Cwt.	4,851	3,716	2,248	3,929	2,519	2,205	1,616	1,104	1,641	1,238
Germany	2,114	1,202	2,369	900	1,401	913	643	1,170	363	580
Belgium	1,280	168	435	1,178	552	72	176	520
Holland	2,041	725
Other Countries in Europe	39	11	60½	27	33	7	300	180
Other Foreign Coun- tries	357	205	10	28	8	8
Total Foreign Coun- tries	3,433	1,381	3,221½	3,173	2,589	1,498	722	1,674	1,276	1,108
Total British Empire and Foreign Coun- tries	8,284	5,097	5,469½	7,102	5,108	3,703	2,338	2,778	2,917	2,346
2. Iron or Steel—										
(a) Anchors and cables—										
United Kingdom ... Cwt.	225	350	372	430	224	300	342	539
India—Bombay	242	363	186	628	410	197	179	124	433	303
Other British Possessions. ..	74	3	5	1	59	1	7	1
Total British Empire ... Cwt.	316	591	541	1,000	841	256	404	431	775	848

No. 7—continued.

GENERAL IMPORTS IN THE YEARS 1908-09 TO 1912-13—continued.

Quantities and Value of Principal and Other Articles, Imported into the Port of Aden,
in each Official Year, from 1908-09 to 1912-13—continued.

ARTICLES AND COUNTRIES WHENCE IMPORTED.	Quantities.					Value.				
	1908-1909.	1909-1910.	1910-1911.	1911-1912.	1912-1913.	1908-1909.	1909-1910.	1910-1 11.	1911-1912.	1912-1913.
III—ARTICLES WHOLLY OR MAINLY MANUFACTURED— <i>continued.</i>						£	£	£	£	£
K.—METALS—IRON AND STEEL—AND MANUFACTURES THEREOF— <i>contd.</i>										
2. Iron or Steel— <i>continued.</i>										
(a) Anchors and cables— <i>contd.</i>										
Austria ... Cwt.	87	86	85	196
Other Foreign Countries, ..	12	11	88	54½	71	12	29	26	115	63
Total, Foreign Countries ... Cwt.	12	11	75	54½	1.7	12	29	111	115	259
Total, British Empire and Foreign Countries ... Cwt.	328	602	616	1,054½	998	268	433	542	890	1,107
(b) Beams, pillars, girders, and bridgework—										
United Kingdom ... Cwt.	134	328	569	95	155	535
India—Bombay	127	133
Other British Posses- sions	42	44	397	25	14	236
Total, British Empire ... Cwt.	303	372	966	253	169	771
Other Foreign Countries. Cwt.	100	40
Belgium	236	79
Total, Foreign Countries ... Cwt.	336	119
Total, British Empire and Foreign Countries ... Cwt.	303	372	1,302	253	169	890
(c) Bolts and nuts—										
United Kingdom ... Cwt.	162	346	115	161	155	154
Other British Posses- sions	8	5	14	7	5	8
Bombay	77	214
Total, British Empire ... Cwt.	8	167	360	192	7	166	163	363
Other Foreign Countries. Cwt.	2	27	5	25
Total, Foreign Countries ... Cwt.	2	27	5	25
Total, British Empire and Foreign Countries. Cwt.	8	169	387	192	7	171	188	368
(d) Hoops and strips—										
Other British Empire ... Cwt.	20	6
Total, British Empire ... Cwt.	20	6
Other Foreign Countries. Cwt.	4	3
Total, Foreign Countries. Cwt.	4	3
Total, British Empire and Foreign Countries. Cwt.	24	9
(e) Nails, rivets, and washers—										
United Kingdom ... Cwt.	319	504	427	429	572	247	362	331	361	368
India—Bombay	436	563	946	933	1,279	370	431	815	795	1,174
Other British Posses- sions	6	4	21½	6	5	14
Total, British Empire ... Cwt.	755	1,073	1,377	1,383½	1,851	617	799	1,151	1,170	1,542
Austria Cwt.	194	165	115	141	110	98	75	88
Belgium	136	162	337	82	86	110	231	79
Other Foreign Countries. ..	237	99	22	67	79	118	82	26	72	87
Total, Foreign Countries. Cwt.	237	429	349	519	302	118	278	234	378	254
Total, British Empire and Foreign Countries. Cwt.	992	1,502	1,726	1,902½	2,153	735	1,077	1,385	1,548	1,796
(f) Pipes and fittings, cast—										
United Kingdom ... Cwt.	181	170	266	174	147	137
India—Bombay	130	135
Other British Possessions ..	1½	89	4	63	1	55	3	59
Total, British Empire ... Cwt.	312½	259	270	63	310	202	140	59

GENERAL IMPORTS.
YEARS 1908-09 TO 1912-13.

SEA-BORNE TRADE.

No. 7—continued.

GENERAL IMPORTS IN THE YEARS 1908-09 TO 1912-13—continued.
Quantities and value of Principal and Other Articles, Imported into the Port of Aden,
in each Official Year, from 1908-09 to 1912-13—continued.

ARTICLES AND COUNTRIES WHENCE IMPORTED.	Quantity.					Value.				
	1908-1909.	1909-1910.	1910-1911.	1911-1912.	1912-1913.	1908-1909.	1909-1910.	1910-1911.	1911-1912.	1912-1913.
III.—ARTICLES WHOLLY OR MAINLY MANUFACTURED— continued.						£	£	£	£	£
K.—METALS—IRON AND STEEL—AND MANUFACTURES THEREOF—contd.										
2. Iron or Steel—continued.										
(f) Pipes and fittings, cast— continued.										
Italy Cwt.	20	136	80	115
Italian East Africa	25	70
Other Foreign Countries. ..	1	1	2
Total, Foreign Countries... Cwt.	25½	20	136	71	2	80	115
Total, British Empire and Foreign Countries. Cwt.	337½	259½	290	199	381	204	220	174
(g) Rails, chairs, and fishplates (excluding those for railways)— Other British possessions. Cwt.	23	25
Total, British Empire ... Cwt.	23	25
Belgium Cwt.	319	98
Other Foreign Countries.	35	45
Total, Foreign Countries. Cwt.	354	143
Total, British Empire and Foreign Countries. Cwt.	377	168
(h) Screws— Other British possessions. Cwt.	20	75
Total, British Empire ... Cwt.	20	75
Other Foreign Countries. Cwt.	2	13
Total, Foreign Countries. Cwt.	2	13
Total, British Empire and Foreign Countries ... Cwt.	22	88
(i) Sheets and plates— i. Galvanized—										
United Kingdom ... Cwt.	358	421	188	254	303	138
India—Bombay	54	97
Other British Posses- sions	69	8	19	1	59	10	10	1
Total, British Empire ... Cwt.	69	62	377	422	188	59	107	264	304	133
Belgium Cwt.	51	70
Other Foreign Coun- tries	6	10
Total, Foreign Countries ... Cwt.	51	6	70	10
Total, British Empire and Foreign Countries. Cwt.	69	62	428	422	194	59	107	334	304	148
iii. Not galvanized or tinned—										
United Kingdom ... Cwt.	1,400	2,267	1,177	2,340	2,127	689	942	508	789	1,044
India—Bombay	175	151	206	242	74	104	115	213
Other British Posses- sions	10	22	7	16
Total, British Empire ... Cwt.	1,575	2,428	1,383	2,362	2,369	763	1,053	623	805	1,257
Other Foreign Coun- tries Cwt.	20½	99	98	59	6	14	50	92	30	12
Total, Foreign Countries. Cwt.	20½	99	98	59	6	14	50	92	30	12
Total, British Empire and Foreign Countries ... Cwt.	1,595½	2,527	1,481	2,421	2,375	777	1,103	715	835	1,269

No. 7—continued.

GENERAL IMPORTS IN THE YEARS 1908-09 TO 1912-13—continued.

Quantities and Value of Principal and Other Articles, Imported into the Port of Aden, in each Official Year, from 1908-09 to 1912-13—continued.

ARTICLES AND COUNTRIES WHENCE IMPORTED.	Quantities.					Value.				
	1908-1909.	1909-1910.	1910-1911.	1911-1912.	1912-1913.	1908-1909.	1909-1910.	1910-1911.	1911-1912.	1912-1913.
III.—ARTICLES WHOLLY OR MAINLY MANUFACTURED— <i>continued.</i>						£	£	£	£	£
K.—METALS—IRON AND STEEL—AND MANUFACTURES THEREOF— <i>contd.</i>										
2. Iron or Steel— <i>continued.</i>										
(k) Wire—										
United Kingdom ... Cwt.	200	170
Other British Possessions	10	18	3	31	26	23	3	31
Total, British Empire ... Cwt.	210	18	3	31	196	23	3	31
Belgium Cwt.	94	72	70	73
Other Foreign Countries. ..	173½	63	76	114	139	£0	57	88
Total, Foreign Countries ... Cwt.	173½	63	170	186	139	50	127	161
Total, British Empire and Foreign Countries ... Cwt.	383½	81	173	217	335	73	130	192
(l) Other manufactures of iron or steel—										
United Kingdom ... Cwt.	60,590	699	1,281	1,352	423	9,653	553	954	869	573
India—Bombay	1,221	193	294	152	286	582	280	170	106	317
Straits Settlements	200	107
Other British Possessions	9	648	194½	49	20	10	412	106	30	18
Total, British Empire ... Cwt.	61,820	1,540	1,969½	1,553	729	10,245	1,245	1,337	1,005	903
Italy Cwt.	67	102	209	105
Belgium	107	571	105	273
Germany	152	101
Other Countries in Europe	102	267
Other Foreign Countries. ..	70	201	29	133	106	105	177	52	73	109
Total, Foreign Countries. Cwt.	70	308	921	133	208	105	282	902	73	214
Total, British Empire and Foreign Countries ... Cwt.	61,890	1,848	2,890½	1,686	937	10,350	1,527	2,239	1,078	1,122
3. Steel—										
(a) Angle and spring—										
United Kingdom ... Cwt.	200	408	338	234	75	170	104	83
Total, British Empire ... Cwt.	200	08	338	234	75	170	104	83
Other Foreign Countries Cwt.	10	6
Total, Foreign Countries. Cwt.	10	6
Total, British Empire and Foreign countries. Cwt.	200	408	348	234	75	170	11	83
(b) Bars and channel—										
United Kingdom ... Cwt.	658	1,470	785	500	2,495	269	556	393	198	1,272
Other British Possessions ..	11	64	30	23	5	41	21	12
Bombay	119	70
Total, British Empire ... Cwt.	669	1,534	815	523	2,614	274	597	414	210	1,342
Germany Cwt.	750	432
Belgium	1,376	549	693	2,017	1,187	501	253	220	703	507
Other Foreign Countries. ..	50	1½	12	53	1	10
Total, Foreign Countries. Cwt.	1,426	1,299	693	2,018½	1,199	554	685	220	707	517
Total, British Empire and Foreign Countries ... Cwt.	2,095	2,833	1,508	2,541½	3 813	828	1,282	634	917	1,859
Total, Metals Iron and Steel and Manufactures thereof Cwt.	76,865½	14 879	15,000½	19,958½	17,109	17,968	8,037	9,244	10,235	10,834
1.—Aluminium—										
India—Bombay Cwt.	78	558
Other British possessions.	4½	50
Total, British Empire ... Cwt.	82½	608

GENERAL IMPORTS.

SEA-BORNE TRADE.

YEARS 1908-09 TO 1912-13.

No. 7—continued.

GENERAL IMPORTS IN THE YEARS 1908-09 TO 1912-13—continued.

Quantities and Value of Principal and Other Articles, Imported into the Port of Aden,
in each Official Year, from 1908-09 to 1912-13—continued.

ARTICLES AND COUNTRIES WHENCE IMPORTED.	Quantities.					Value.				
	1908-1909.	1909-1910.	1910-1911.	1911-1912.	1912-1913.	1908-1909.	1909-1910.	1910-1911.	1911-1912.	1912-1913.
III.—ARTICLES WHOLLY OR MAINLY MANUFACTURED— <i>continued.</i>						£	£	£	£	£
I.—METALS—OTHER THAN IRON AND STEEL—AND MANUFACTURES THEREOF—										
1.—Aluminium— <i>continued.</i>										
Other Foreign Countries. Cwt.	9	39
Total, Foreign Countries ... Cwt.	9	39
Total, British Empire and Foreign Countries ... Cwt.	91½	647
2.—Brass, Bronze, and similar amalgams—										
(a) Unwrought—										
Other British Possessions ... Cwt.	4	3
Total, British Empire ... Cwt.	4	3
Total, Foreign Countries ... Cwt.
Total, British Empire and Foreign Countries ... Cwt.	4	3
(b) Wrought—										
United Kingdom ... Cwt.	80	48	105	81	82	498	236	471	338	392
India—Bombay ... "	40	80	73	85	156	222	405	411	399	651
Somaliland ... "	156	398
Other British Possessions. "	17½	20	7½	49½	6	29	63	33	105	23
Perim ... "	161	255
Total, British Empire ... Cwt.	137½	148	341½	215½	405	749	704	1,313	842	1,301
Germany ... Cwt.	13	65	76	336
Jeddah ... "	30	107
Other Foreign Countries "	22	33½	31½	21	50½	79	161	154	132	103
Total, Foreign Countries ... Cwt.	22	33½	61½	34	115½	79	161	261	208	439
Total, British Empire and Foreign Countries ... Cwt.	159½	181½	402½	249½	520½	828	865	1,574	1,050	1,740
ii. Other sorts—										
Other British Possessions ... Cwt.	17	19	43	55	44	52	166
India—Bombay ... "	52
Total, British Empire ... Cwt.	17	19	43	52	55	44	52	166
Other Foreign Countries "	39	2	54	6
Total, Foreign Countries ... Cwt.	39	2	54	6
Total, British Empire and Foreign Countries ... Cwt.	56	19	45	52	109	44	58	166
(b) Wrought—										
i. Braziers and sheets—										
United Kingdom ... Cwt.	18	77
India—Bombay ... "	53	110	55	175	406	203
Total, British Empire ... Cwt.	53	128	55	175	483	203
Total, Foreign Countries ... Cwt.
Total, British Empire and Foreign Countries ... Cwt.	53	128	55	175	483	203
iv. Other manufactures—										
United Kingdom ... Cwt.	146	22	15	33	90	492	103	79	133	463
India—Bombay ... "	281	134	294	413	388	750	763	1,412	2,133	2,689
Other British Possessions ... "	4	15	17½	28	20½	17	32	89	83	47
Total, British Empire ... Cwt.	431	171	326½	474	498½	1,259	898	1,530	2,349	2,599
Germany ... "	50	94
Other Foreign Countries ... "	53½	38½	30	27	38½	154	92	74	81	89
Total, Foreign Countries ... Cwt.	103½	38½	30	27	38½	248	92	74	81	89
Total, British Empire and Foreign Countries ... Cwt.	534½	209½	356½	501	537	1,507	990	1,604	2,430	2,688

GENERAL IMPORTS.

SEA-BORNE TRADE.

YEARS 1908-09 TO 1912-13.

No. 7—continued.

GENERAL IMPORTS IN THE YEARS 1908-09 TO 1912-13—continued.

Quantities and Value of Principal and Other Articles, Imported into the Port of Aden,
in each Official Year, from 1908-09 to 1912-13—continued.

ARTICLES AND COUNTRIES WHENCE IMPORTED.	Quantities.					Value.				
	1908-1909.	1909-1910.	1910-1911.	1911-1912.	1912-1913.	1908-1909.	1909-1910.	1910-1911.	1911-1912.	1912-1913.
III.—ARTICLES WHOLLY OR MAINLY MANUFACTURED— <i>continued.</i>						£	£	£	£	£
L.—METALS—OTHER THAN IRON AND STEEL—AND MANUFACTURES THEREOF— <i>continued.</i>										
4. German silver—										
United Kingdom ... Cwt.	20	101
Bombay	44	223
Total British Empire ... Cwt.	64	324
Total British Empire and Foreign Countries ... Cwt.	64	324
7. Solder—										
Bombay Cwt.	4	67
Other British Possessions	1	43
Total British Empire ... Cwt.	5	110
Total British Empire and Foreign Countries ... Cwt.	5	110
8. Tin—										
(a) Unwrought (blocks, ingots, bars and slabs)—										
Straits Settlements ... Cwt.	6	60	
Total British Empire ... Cwt.	6	60	
Arabian Gulf Ports ... Cwt.	5	53	
Total Foreign Countries... Cwt.	5	53	
Total British Empire and Foreign Countries. Cwt.	11	113	
(b) Wrought, including plates or sheets, not being tinned iron—										
United Kingdom ... Cwt.	462	922	773	1,328	2,048	451	798	766	1,200	2,034
Straits Settlements	20	38	41	79	140	323	399	847
India—Bombay	314	89	371	138	235	485	216	679	242	651
Other British Possessions	1	5	10	8	1	2	14	8
Total British Empire... Cwt.	797	1,016	1,192	1,515	2,362	1,077	1,016	1,782	1,849	3,532
Arabian Gulf Ports ... Cwt.	11	90	
Egypt	145	153	103	130
Belgium	102	92
China	25	146
Other Foreign Countries	42	17	134	40	22½	97	60	158	45	82
Total Foreign Countries... Cwt.	187	272	159	51	22½	200	282	304	135	82
Total British Empire and Foreign Countries. Cwt.	984	1,288	1,351	1,566	2,384½	1,277	1,298	2,086	1,984	3,614
9. Zinc or Spelter—										
(a) Unwrought—										
United Kingdom ... Cwt.	48	72	
Total British Empire ... Cwt.	48	72	
Arabian Gulf Ports ... Cwt.	4	9	
Total Foreign Countries. Cwt.	4	9	
Total British Empire and Foreign Countries. Cwt.	52	81	

SEA-BORNE TRADE.

GENERAL IMPORTS.
YEARS 1908-09 TO 1912-13.

No. 7—continued.

GENERAL IMPORTS IN THE YEARS 1908-09 TO 1912-13—continued.

Quantities and Value of Principal and Other Articles, Imported into the Port of Aden,
in each Official Year, from 1908-09 to 1912-13—continued.

ARTICLES AND COUNTRIES WHENCE IMPORTED.	Quantities.					Value.				
	1908-1909.	1909-1910.	1910-1911.	1911-1912.	1912-1913.	1908-1909.	1909-1910.	1910-1911.	1911-1912.	1912-1913.
III.—ARTICLES WHOLLY OR MAINLY MANUFACTURED— <i>continued.</i>						£	£	£	£	£
L.—METALS—OTHER THAN IRON AND STEEL—AND MANUFACTURES THEREOF— <i>continued.</i>										
9, Zinc or Spelter— <i>continued.</i>										
(b) Wrought or manufactured—										
United Kingdom ... Cwt.	58	213	83	303
India—Bombay ... "	81	126	129	285
Other British Possessions. "	41½	83	5½	¼	67	111	4	1
Total British Empire ... Cwt.	41½	83	144½	339½	67	111	216	589
Italy ... Cwt.	49	71
Belgium ... "	82	132
Other Foreign Countries. "	6	2½	29¾	10	2½	4	27	45
Total Foreign Countries. Cwt.	6	2½	160¾	10	2½	4	290	45
Total British Empire and Foreign Countries. Cwt.	47¾	85½	305½	349½	91	115	446	634
(c) Other sorts—										
Other British Possessions. Cwt.	½	54	1	71
Total British Empire... Cwt.	½	54	1	71
Other Foreign Countries. Cwt.	103	86	20	113	123	16
Total Foreign Countries. Cwt.	103	86	20	113	123	16
Total British Empire and Foreign Countries. Cwt.	103½	140	20	114	194	16
10. Metals unenumerated—										
United Kingdom ... Cwt.	19	131
India—Bombay ... "	15	153
Other British Possessions. "	37½	86½	173¾	28½	351½	35	149	268	83	259
Total British Empire ... Cwt.	52½	86½	173¾	47½	351½	188	149	268	214	259
France ... Cwt.	621	739	697	757	900	607	741	625	625	841
Egypt ... "	100	133
Other Foreign Countries ... "	20	51¼	28½	1	13	23	59	31	9	32
Dunkali Ports ... "	70	67
Total Foreign Countries. Cwt.	641	890¾	725½	758	983	630	933	656	634	940
Total British Empire and Foreign Countries. Cwt.	693½	977¼	898½	805½	1,334½	818	1,082	924	848	1,199
Total Metals—Other than Iron and Steel— —and Manufactured thereof ... Cwt.	2,522	2,904½	3,261¾	3,585	5,333¾	4,635	4,713	6,846	7,013	11,315
Total of Metals ... Cwt.	79,387½	17,783½	18,261¾	23,493½	22,502¾	22,603	12,750	16,090	17,248	22,150
M.—PAPER, PASTEBOARD, AND STATIONERY—										
1. Paper—										
(a) Packing paper—										
United Kingdom ... Cwt.	10,925	3,148
India—Karachi ... "	30	67
Other British Possessions. "	72	26
Total British Empire... Cwt.	11,027	3,241
Austria ... Cwt.	2,735	2,175
Italy ... "	288	132
Other Foreign Countries. "	22	33
Total Foreign Countries. Cwt.	3,045	2,340
Total British Empire and Foreign Countries ... Cwt.	14,072	5,581

GENERAL IMPORTS.
YEARS 1908-09 TO 1912-13.

SEA-BORNE TRADE.

No. 7—continued.

GENERAL IMPORTS IN THE YEARS 1908-09 TO 1912-13—continued.
Quantities and Value of Principal and Other Articles, Imported into the Port of Aden,
in each Official Year, from 1908-09 to 1912-13—continued.

ARTICLES, AND COUNTRIES WHENCE IMPORTED.	Quantities.					Value.				
	1908-1909.	1909-1910.	1910-1911.	1911-1912.	1912-1913.	1908-1909.	1909-1910.	1910-1911.	1911-1912.	1912-1913.
III.—ARTICLES WHOLLY OR MAINLY MANUFACTURED— <i>continued.</i>						£	£	£	£	£
M.—PAPER, PASTEBOARD, AND STATIONERY— <i>continued.</i>										
1. Paper— <i>continued.</i>										
(b) Printing paper—										
United Kingdom ... Cwt.	81	85	40	140	67	90
Other British Possessions. „	4	3	2	1	37	5	4	1
Total British Empire ... Cwt.	4	84	37	41	37	145	71	91
Other Foreign Countries. Cwt.	1½	9	1	40
Total Foreign Countries .. Cwt.	1½	9	1	40
Total British Empire and Foreign Countries. Cwt.	4	85½	46	41	37	146	111	91
(c) Writing paper and envelopes—										
United Kingdom ... Value.	116	131	120	220	88
India—Bombay ... „	87	90	83	87
Other British Possessions „	48
Total British Empire... Value.	203	221	203	268	175
Austria ... Value.	405	172	363	491	648
Germany ... „	69	99
Italy ... „	422	177
Other Foreign Countries. „	49	92	17	78	152
Total Foreign Countries. Value.	454	264	871	668	977
Total British Empire and Foreign Countries. Value.	657	485	1,074	936	1,152
(d) Other kinds of paper, <i>including</i> paper manu- factures—										
United Kingdom ... Cwt.	18,217	4,010	9,112	5,818	169	2,831	1,473	3,100	1,714	186
India—Bombay ... „	377	229
Other British Possessions „	323½	13½	112½	49	16	119	28	162	70	29
Total British Empire .. Cwt.	18,917½	4,023½	9,224½	5,867	185	3,179	1,501	3,262	1,784	215
Austria ... Cwt.	425	660	557	1,923	376	519	665	633	959	436
Italy ... „	42	68	316	75	161	75
Egypt, &c. ... „	72	57	64	40	77	430	276	382	353	521
Hodeidah ... „	201	122
Other Foreign Countries. „	113½	75½	89	102	39	169	168	138	83	72
Turkey in Europe ... „	47	281
Total Foreign Countries... Cwt.	652½	993½	778	1,781	539	1,223	1,231	1,314	1,470	1,310
Total British Empire and Foreign Countries. Cwt.	19,569½	5,016½	10,002½	7,648	724	4,402	2,732	4,576	3,254	1,525
2. Pasteboard, millboard and cardboard of all kinds—										
United Kingdom ... Cwt.	47	35	79	67
Other British Possessions .. „	15	11	11	7
Total British Empire ... Cwt.	62	46	90	74
Other Foreign Countries... Cwt.	23	60	46	60
Germany ... „	60	100
Total Foreign Countries. Cwt.	23	120	46	160
Total British Empire and Foreign Countries. Cwt.	85	166	136	234
Total of Paper and Paste- board ... Value.	5,066	3,363	5,761	4,326	8,583

No. 7—continued.

GENERAL IMPORTS IN THE YEARS 1908-09 TO 1912-13—continued.

Quantities and Value of Principal and Other Articles, Imported into the Port of Aden,
in each Official Year, from 1908-09 to 1912-13—continued.

ARTICLES, AND COUNTRIES WHENCE IMPORTED.	Quantities.					Value.				
	1908-1909.	1909-1910.	1910-1911.	1911-1912.	1912-1913.	1908 1909.	1909 1910.	1910-1911.	1911-1912.	1912-1913.
III.—ARTICLES WHOLLY OR MAINLY MANUFACTURED— continued.						£	£	£	£	£
M.—PAPER, PASTEBOARD, AND STATIONERY—continued.										
3. Stationery (excluding paper)—										
United Kingdom ... Value.	1,023	1,067	802	1,323	1,550
India—Bombay ... "	656	818	679	524	474
Other British Possessions ... "	24	59	59	9	7
Total British Empire ... Value.	1,703	1,944	1,540	1,856	2,061
Austria ... Value.	165	226	156	134	309
France ... "	105	94	112	72
Germany ... "	88	234	105
Italy ... "	130	212	116
Other Foreign Countries ... "	203	61	93	250	163
Total Foreign Countries. Value.	498	692	693	496	654
Total British Empire and Foreign Countries. Value.	2,201	2,636	2,233	2,352	2,715
Total Paper, Pasteboard and Stationery ... Value.	7,297	5,999	7,994	6,678	11,298
N.—RAILWAY PLANT AND ROLLING STOCK—										
1. Carriages and wagons and parts thereof—										
India—Bombay ... Value.	143
" —Calcutta ... "	100	45
Total British Empire ... Value.	143	100	45
Other Foreign Countries ... Value.	15
Belgium ... "	242
Total Foreign Countries. Value.	15	242
Total British Empire and Foreign Countries. Value.	143	115	237
3. Materials for construction—										
(b) Rails, chairs, and fish-plate, of steel or iron—										
India—Bombay... Cwt.	90	107
Other British Possessions. "	4	34
Total British Empire ... Cwt.	4	90	34	107
Belgium ... Cwt.	310	280	140	319	200	112	109	98
Other Foreign Countries. "	25	10
Total Foreign Countries. Cwt.	310	280	165	319	200	112	119	98
Total British Empire and Foreign Countries. Cwt.	310	284	255	319	200	146	226	98
(d) Sleepers of Wood—										
Other British Possessions. Cwt.	194	116
Total British Empire... Cwt.	194	116
Belgium ... Cwt.	300	267
Other Foreign Countries. "	58	5	24	4
Total Foreign Countries. Cwt.	300	58	5	267	24	4
Total British Empire and Foreign Countries. Cwt.	300	194	58	5	267	116	24	4
(e) Other kinds of Materials—										
Belgium ... Cwt.	328	333
Total Foreign Countries. Cwt.	328	333
Total British Empire and Foreign Countries ... Cwt.	328	333
Total Railway plant and Rolling stock ... Value.	267	459	285	220	620

YEARS 1908-09 TO 1912-13.

No. 7—continued.

GENERAL IMPORTS IN THE YEARS 1908-09 TO 1912-13—continued.

Quantities and Value of Principal and Other Articles, Imported into the Port of Aden, in each Official Year, from 1908-09 to 1912-13—continued.

ARTICLES AND COUNTRIES WHENCE IMPORTED.	Quantities.					Value.				
	1908-1909.	1909-1910.	1910-1911.	1911-1912.	1912-1913.	1908-1909.	1909-1910.	1910-1911.	1911-1912.	1912-1913.
III.—ARTICLES WHOLLY OR MAINLY MANUFACTURED— <i>continued.</i>						£	£	£	£	£
O.—TEXTILE FABRICS—										
1. Cotton—										
(a) Blankets—										
United Kingdom ... Lbs.	15,338	486
India—Bombay ... "	29,103	910
Other British Possessions. "	1,742	60
Total British Empire ... Lbs.	46,183	1,456
D'jibouti ... Lbs.	7,019	140
Austria ... "	5,150	147
France ... "	3,141	70
Belgium ... "	11,800	387
Holland ... "	18,600	480
Other Foreign Countries. "	3,270	74
Total Foreign Countries ... Lbs.	48,980	1,298
Total British Empire and Foreign Countries ... Lbs.	95,163	2,754
(b) Canvas—										
United Kingdom ... Yds.	17,107	10,280	6,043	271	493	356
India—Bombay ... "	26,537	17,214	17,853	32,078	21,115	410	487	596	939	512
" Karachi ... "	2,100	9,700	13,600	73	413	400
" Cutch ... "	2,420	7,700	11,050	2,140	69	223	230	103
Other British Possessions. "	520	3,029	1,191	12	127	46
Total British Empire ... Yds.	44,164	29,924	30,679	58,871	38,046	693	1,049	1,019	1,938	1,061
Persia ... Yds.	21,455	7,930	29,395	23,629	62,920	603	285	818	910	1,891
Other Foreign Countries. "	1,300	546	950	668	3,720	63	16	43	28	107
Total Foreign Countries ... Yds.	22,755	8,476	30,345	24,297	66,640	656	301	861	938	1,998
Total British Empire and Foreign Countries ... Yds.	66,919	38,400	61,024	83,168	104,686	1,349	1,350	1,880	2,876	3,059
(c) Handkerchiefs and Shawls in the piece—										
United Kingdom ... Nos.	307,068	136,248	262,284	353,618	443,319	2,682	1,822	3,633	5,127	7,204
Suakin, etc. ... "	4,800	107
India—Bombay ... "	67,956	102,672	59,808	48,108	47,358	902	1,234	1,143	673	740
" Madras ... "	19,000	7,992	6,500	93	150	245
Other British Possessions. "	6,080	52
Total British Empire ... Nos.	394,024	251,712	328,392	401,126	496,757	3,677	3,313	5,221	5,800	7,996
Austria ... Nos.	1,200	53,772	120	644
Other Countries in Europe ... "	2,820	90
Holland ... "	2,014	1,825	108	110
Italy ... "	9,600	42,907	160	1,445
Other Foreign Countries. "	624	2,664	924	6,038	5,638	4	45	16	138	124
Belgium ... "	8,064	92
Total Foreign Countries. Nos.	3,444	2,664	2,928	16,838	112,006	94	45	124	418	2,415
Total British Empire and Foreign Countries ... Nos.	397,468	254,376	331,320	417,964	608,963	3,771	3,358	5,345	6,218	10,411
(d) Hosiery—										
United Kingdom ... Value.	89	88	69
India—Bombay ... "	236	147	262	502
Other British Possessions. "	81	63	1
Total British Empire ... Value.	81	299	237	350	571
Italy ... Value.	208
Austria ... "	81	323
Other Foreign Countries. "	7	£1	48	102	114
Confidah and Salif ... "	67
Total Foreign Countries. Value.	88	61	48	310	504
Total British Empire and Foreign Countries ... Value.	169	360	285	660	1,075

SEA-BORNE TRADE.

GENERAL IMPORTS.
YEARS 1908-09 TO 1912-13.

No. 7—continued.

GENERAL IMPORTS IN THE YEARS 1908-09 TO 1912-13—continued.

Quantities and Value of Principal and Other Articles, Imported into the Port of Aden,
in each Official Year, from 1908-09 to 1912-13—continued.

ARTICLES, AND COUNTRIES WHENCE IMPORTED.	Quantities.					Value.				
	1908-1909.	1909-1910.	1910-1911.	1911-1912.	1912-1913.	1908-1909.	1909-1910.	1910-1911.	1911-1912.	1912-1913.
III.—ARTICLES WHOLLY OR MAINLY MANUFACTURED— continued.						£	£	£	£	£
O.—TEXTILE FABRICS—continued.										
1. Cotton—continued.										
(e) Lace and patent net—										
United Kingdom ... Yds.	32,964	96,277	60,212	46,539	207	236	130	152
India—Bombay ... "	202,040	277,162	235,590	77,558	337,433	1,978	3,094	2,810	648	3,153
Other British Possessions. "	2,200	4,940	960	48	29	3
Total British Empire . Yds.	237,204	281,502	332,827	137,770	383,972	2,233	3,123	3,049	778	3,305
Austria Yds.	33,100	617,320	527,120	341,000	972,236	170	503	201	201	406
Germany Yds.	470,800	70,500	193,020	177	150	130
Other Foreign Countries. "	940	3,560	110	16,896	158,714	27	28	2	37	110
Total Foreign Countries... Yds.	34,040	620,880	998,030	428,396	1,323,970	197	531	380	378	646
Total British Empire and Foreign Countries... Yds.	271,244	902,382	1,330,857	566,166	1,707,942	2,430	3,654	3,429	1,156	3,951
(f) Piece-Goods—										
Grey (unbleached)—										
i. Chádars—										
United Kingdom ... Yds.	59,367	39,300	36,884	23,330	19,520	768	632	633	612	178
India—Bombay ... "	1,187,876	1,060,627	552,940	1,544,410	1,381,960	13,238	10,880	7,104	17,938	15,514
Total British Empire... Yds.	1,247,243	1,099,927	589,824	1,567,740	1,401,480	14,056	11,512	7,737	18,550	15,692
Austria Yds.	13,000	8,000	313	246
Jedah Yds.	19,000	253
Other Foreign Coun- tries Yds.	1,500	20
Total Foreign Countries... Yds.	13,000	8,000	20,500	313	246	273
Total British Empire and Foreign Countries ... Yds.	1,247,243	1,099,927	602,824	1,575,740	1,421,980	14,056	11,512	8,050	18,796	15,965
ii. Dhutis, Sárís, and Scarves—										
United Kingdom ... Yds.	24,780	617
Bombay Yds.	171,179	1,989
Other British Posses- sions Yds.	1,500	25
Total British Empire .. Yds.	197,459	2,622
Holland Yds.	8,800	220
Total Foreign Countries... Yds.	8,800	220
Total British Empire and Foreign Countries ... Yds.	206,259	2,842
iii. Drills and Jeans—										
United Kingdom ... Yds.	8,961	194
Bombay Yds.	144,095	2,731
Total British Empire... Yds.	153,056	2,925
United States of America Yds.	965,400	15,633
Austria Yds.	12,000	155
Italy Yds.	9,600	150
Italian East Africa. "	8,000	93
Muscat Yds.	240	5
Total Foreign Countries... Yds.	995,240	16,066
Total British Empire and Foreign Countries ... Yds.	1,148,296	18,991

GENERAL IMPORTS.

SEA-BORNE TRADE.

YEARS 1908-09 TO 1912-13.

No. 7—continued.

GENERAL IMPORTS IN THE YEARS 1908-09 TO 1912-13—continued.

Quantities and Value of Principal and Other Articles, Imported into the Port of Aden,
in each Official Year, from 1908-09 to 1912-13—continued.

ARTICLES, AND COUNTRIES WHENCE IMPORTED.	Quantities.					Value.				
	1908-1909.	1909-1910.	1910-1911.	1911-1912.	1912-1913.	1908-1909.	1909-1910.	1910-1911.	1911-1912.	1912-1913.
III.—ARTICLES WHOLLY OR MAINLY MANUFACTURED— continued.						£	£	£	£	£
O.—TEXTILE FABRICS—continued.										
1. Cotton—continued.										
(f) Piece-goods—continued.										
Grey (unbleached)—continued.										
iv. Jaconets, including Mada- pollams, Mulls, and Cam- brics—										
United Kingdom ... Yds.	64,800	20,800	354	153
India—Bombay ... "	114,300	69,000	166,300	118,250	155,150	618	352	1,503	757	779
Total British Empire ... Yds.	179,100	69,000	166,300	118,250	175,950	972	352	1,503	757	932
Other Foreign Coun- tries ... Yds.	6,000	40
Total Foreign Countries. Yds.	6,000	40
Total British Empire and Foreign Countries ... Yds.	185,100	69,500	166,300	118,250	175,950	1,012	352	1,503	757	932
v. Longcloth and Shirtings—										
United Kingdom ... Yds.	695,456	3,632,503	1,023,200	692,055	169,736	8,584	37,450	9,863	7,944	1,954
India—Bombay ... "	3,271,665	1,917,782	1,416,683	2,267,311	1,591,447	34,710	19,801	16,093	26,228	17,548
Straits Settlements ... "	13,050	163
Zanzibar and Pemba. ... "	75,000	18,750	667	200
Somaliland ... "	135,000	15,000	12,000	1,683	173	147
Other British Posses- sions ... "	4,530	40	2,000	51	1	20
Total British Empire .. Yds	4,177,121	5,597,085	2,444,413	2,959,406	1,775,183	45,644	57,787	26,007	34,173	19,669
Austria ... Yds.	214,500	412,000	172,250	83,250	63,750	2,537	4,367	1,730	914	793
Italy ... "	1,034,500	3,633,025	289,650	53,500	339,000	11,759	39,427	3,170	699	4,079
France ... "	150,000	45,000	1,567	467
Spain ... "	85,500	18,000	75,000	1,000	1,773	817
Independent Somali Ports ... "	6,750	80
Italian East Africa ... "	20,000	200
United States of America ... "	22,538,885	9,853,600	702,950	300,000	2,004,300	2,71,863	1,09,759	7,349	3,800	23,334
Mossawah ... "	373,440	51,750	106,750	4,214	604	1,319
D'jibouti ... "	10,800	42,000	30,750	15,000	341,250	107	475	387	173	4,005
Belgium ... "	1,195,750	78,750	377,250	410,500	12,689	875	4,647	4,763
Germany ... "	56,250	620
Other Foreign Coun- tries ... "	750	750	1,500	1,740	8	10	17	20
Hodaidah ... "	11,250	130
Mokha ... "	10,500	131
Total Foreign Countries... Yds.	24,054,935	15,742,315	1,407,100	882,750	3,289,040	2,89,041	1,73,291	14,965	10,837	38,574
Total British Empire and Foreign Countries ... Yds	28,232,756	21,339,400	3,851,513	3,842,156	5,064,223	3,34,685	2,31,078	40,972	45,010	58,243
vii Sheetings—										
United Kingdom ... Yds.	288,740	861,805	3,372,578	1,325,227	482,150	3,153	8,804	37,195	15,730	5,460
India—Bombay ... "	2,714,524	4,213,309	5,425,933	4,977,909	5,339,519	31,668	46,312	61,892	57,561	70,830
Suakin, &c. ... "	37,500	500
Zanzibar and Pemba. ... "	190,500	22,000	18,500	2,292	247	160
Somaliland ... "	21,300	12,010	17,250	273	134	199
Total British Empire... Yds.	3,003,264	5,075,114	9,047,811	6,337,146	5,852,419	34,821	55,116	1,02,157	73,672	76,649
United States of America ... Yds.	4,086,605	3,861,700	10,944,500	24,800,505	31,586,110	49,608	41,852	1,35,153	3,09,336	3,93,613
Austria ... "	161,250	315,250	4,592,650	725,200	920,070	1,958	3,320	54,197	8,918	11,314
Italy ... "	139,000	1,387,970	8,603,750	2,361,050	380,890	1,433	13,738	91,274	27,733	4,739
France ... "	37,500	37,500	112,500	500	453	1,300
Belgium ... "	687,350	2,723,450	1,363,000	3,129,700	7,291	32,682	16,790	38,783
Spain ... "	161,250	531,850	93,750	1,723	6,082	1,030
China ... "	16,000	200
Jeddah ... "	18,750	233
Abyssinia—Mossawa. ... "	105,000	35,250	506,250	17,750	1,100	400	5,448	205
D'jibouti ... "	256,500	150,200	1,641,975	3,057	1,813	18,141
Dunkali ports ... "	18,750	250
Other Foreign Coun- tries ... "	1,500	6,900	2,130	4,700	20	76	29	82
Confidah and Salif ... "	70,500	917
Mokha ... "	163,400	2,229
Total Foreign Countries ... Yds.	4,597,105	6,976,620	27,375,250	29,966,835	37,920,095	55,242	73,836	3,19,169	3,70,750	4,70,023
Total British Empire and Foreign Countries ... Yds.	7,500,369	12,051,734	36,423,061	36,303,081	43,772,514	90,063	1,23,952	4,21,326	4,44,422	5,46,672

No. 7—continued.

GENERAL IMPORTS IN THE YEARS 1908-09 TO 1912-13—continued.

Quantities and Value of Principal and Other Articles, Imported into the Port of Aden,
in each Official Year, from 1908-09 to 1912-13—continued.

ARTICLES, AND COUNTRIES WHENCE IMPORTED.	Quantities.					Value.				
	1908-1909.	1909-1910.	1910-1911.	1911-1912.	1912-1913.	1908-1909.	1909-1910.	1910-1911.	1911-1912.	1912-1913.
III.—ARTICLES WHOLLY OR MAINLY MANUFACTURED—continued.										
O.—TEXTILE FABRICS—continued.										
1. Cotton—continued.										
(f) Piece-goods—continued.										
Grey (unbleached)—continued.										
vi T. cloth and Domestic—										
India—Bombay ... Yds.	198,750	2,624
Other British Possessions	700	102	304	22	4	2
Total British Empire ... Yds.	700	102	199,054	22	4	2,626
Belgium	7,500	80
United States of America	341,700	4,487
Other Foreign Countries	600	15
Total Foreign Countries... Yds.	600	349,200	15	4,567
Total British Empire and Foreign Countries ... Yds.	1,300	349,302	199,054	37	4,571	2,626
ix. Unspecified descriptions—										
United Kingdom ... Yds.	32,175	90,289	10,000	45,250	...	448	1,202	127	520
India—Bombay	193,242	93,900	107,590	43,600	27,318	2,500	1,422	1,327	557	409
Other British Possessions	1,200	9,050	22	42
Total British Empire .. Yds.	225,417	185,389	117,590	97,900	27,318	2,948	2,646	1,454	1,119	409
Italy	122,900	1,587
Independent Somali Ports	30,050	417
Italian East Africa	7,500	73
Other Foreign Countries	1,070	600	40	7
Total Foreign Countries .. Yds.	160,450	1,070	600	2,077	40	7
Total British Empire and Foreign Countries ... Yds.	385,867	185,389	117,590	98,970	27,918	5,025	2,646	1,454	1,159	416
Total of Grey (Unbleached). Yds.	37,641,935	35,095,252	41,360,342	41,939,097	51,817,140	4,41,878	3,79,111	4,75,931	5,10,144	6,44,061
White (bleached)—										
i. Chādars—										
United Kingdom ... Yds.	169,158	107,463	98,560	253,242	66,386	2,539	2,008	2,356	5,449	1,268
India—Bombay	490,604	116,974	545,514	292,146	580,120	4,577	1,413	6,849	4,061	7,037
Cutch	4,900	103
Malabar Coast	3,692	91
Madras	11,534	22,880	3,400	301	442	80
Other British Possessions	5,200	200	93	7
Total British Empire ... Yds.	569,762	240,871	672,154	552,680	646,506	7,116	3,825	9,740	9,688	8,305
Muscat	5,760	136
Austria	8,400	17,900	17,450	12,000	247	403	447	313
Djibouti	28,200	560
Other Foreign Countries	300	2,330	2,000	5,100	7	56	63	94
Italy	12,800	213
Total Foreign Countries... Yds.	300	8,400	48,430	25,210	29,900	7	247	1,019	646	620
Total British Empire and Foreign Countries ... Yds.	570,062	249,271	720,584	577,890	676,406	7,123	4,072	10,759	10,334	8,925
ii. Checks, Spots, and Stripes—										
United Kingdom ... Yds.	238,750	232,295	180,331	274,519	445,356	2,034	1,974	2,253	2,721	4,629
India—Bombay	102,700	47,650	261,220	172,840	108,230	1,275	608	3,783	2,293	1,605
—Calcutta	2,400	27
Total British Empire ... Yds.	341,510	279,945	441,551	447,359	555,986	3,309	2,582	6,016	5,014	6,251
Austria	10,000	16,000	167	225
Italy	5,200	64
Total Foreign Countries .. Yds.	10,000	21,200	167	289
Total British Empire and Foreign Countries ... Yds.	341,510	279,945	441,551	457,359	577,192	3,309	2,582	6,016	5,181	6,550

YEARS 1908-09 TO 1912-13.

No. 7—continued.

GENERAL IMPORTS IN THE YEARS 1908-09 TO 1912-13—continued.

Quantities and Value of Principal and Other Articles, Imported into the Port of Aden, in each Official Year, from 1908-09 to 1912-13—continued.

ARTICLES, AND COUNTRIES; WHENCE IMPORTED.	Quantities.					Value.				
	1908-1909.	1909-1910.	1910-1911.	1911-1912.	1912-1913.	1908-1909.	1909-1910.	1910-1911.	1911-1912.	1912-1913.
III.—ARTICLES WHOLLY OR MAINLY MANUFACTURED— <i>continued.</i>						£	£	£	£	£
O.—TEXTILE FABRICS— <i>continued.</i>										
1. Cotton— <i>continued.</i>										
(f) Piece-good — <i>continued.</i>										
White (bleached)— <i>continued.</i>										
iii. Dhutis Satis and Scarves—										
United Kingdom ... Yds.	341,247	6,749
Bombay "	191,028	2,294
Other British Posses- sions "	1,250	27
Total British Empire... Yds.	533,525	9,070
D'jibouti Yds.	3,550	67
Austria "	13,000	398
Holland "	103,440	1,066
Other Foreign Coun- tries "	5,880	99
Total Foreign Countries... Yds.	125,870	1,630
Total British Empire and Foreign Countries ... Lbs.	659,395	10,700
iv. Drills and Jeans—										
United Kingdom ... Yds.	164,787	31,846	29,501	73,447	129,287	2,143	693	637	1,411	2,537
India—Bombay "	49,940	57,457	32,470	59,629	49,504	710	895	642	1,338	1,021
Other British Posses- sions "	200	20	6	1
Total British Empire... Yds.	214,727	89,303	62,171	133,076	178,811	2,853	1,588	1,285	2,749	3,559
Austria Yds.	32,000	33,000	560	530
United States of America "	18,500	86,000	113,200	267	1,154	2,030
Italy "	7,056	15,933	34,276	39,900	179,450	146	234	596	630	3,035
Other Foreign Coun- tries "	2,000	6,215	4,140	670	20	86	37	14
Other Countries in Europe "	9,600	170
Total Foreign Countries ... Yds.	27,556	22,148	34,276	170,740	326,320	433	370	596	2,551	5,609
Total British Empire and Foreign Countries ... Yds.	242,283	111,451	96,447	303,816	505,131	3,236	1,958	1,881	5,300	9,168
v. Jaconets, Madapol- lams, Mulls, Cam- bries and Muslins—										
United Kingdom ... Yds.	296,264	354,900	3,000	363,171	221,539	2,877	3,403	107	3,759	1,891
British Settlements ... "	10,000	67
India—Bombay "	728,995	273,630	228,980	546,167	611,389	6,137	2,478	2,686	5,965	6,246
Other British Posses- sions "	120	3
Total British Empire ... Yds.	1,025,259	633,650	241,980	909,338	832,928	9,014	5,884	2,860	9,724	8,137
D'jibouti Yds.	8,000	67
Other Foreign Coun- tries "	1,470	3,500	2,025	2,402	62	43	35	17
Total Foreign Countries... Yds.	1,470	3,500	10,025	2,402	62	43	102	17
Total British Empire and Foreign Countries ... Yds.	1,025,259	635,120	245,480	919,363	835,330	9,014	5,946	2,903	9,823	8,154
vi. Longcloth and Shirtings—										
United Kingdom ... Yds.	1,928,738	2,102,956	826,405	2,018,397	2,041,871	22,171	24,457	10,512	23,831	26,161
India—Bombay "	505,465	254,476	771,434	557,513	347,833	5,733	2,691	11,183	7,599	4,694
Somaliland "	4,000	67
Other British Posses- sions "	320	1,800	6,740	2,440	4	23	97	43
Zanzibar "	30,000	345
Total British Empire ... Yds.	2,434,203	2,357,752	1,633,639	2,582,650	2,392,144	27,904	27,152	22,130	31,527	30,898

No. 7—continued.

GENERAL IMPORTS IN THE YEARS 1908-09 TO 1912-13—continued.

Quantities and Value of Principal and Other Articles, Imported into the Port of Aden, in each Official Year, from 1908-09 to 1912-13—continued.

ARTICLES AND COUNTRIES WHENCE IMPORTED.	Quantities.					Value.				
	1908-1909.	1909-1910.	1910-1911.	1911-1912.	1912-1913.	1908-1909.	1909-1910.	1910-1911.	1911-1912.	1912-1913.
III.—ARTICLES WHOLLY OR MAINLY MANUFACTURED— <i>continued.</i>						£	£	£	£	£
O. TEXTILE FABRICS— <i>continued.</i>										
1. Cotton— <i>continued.</i>										
(f) Piece-goods— <i>continued.</i>										
White (bleached)— <i>continued.</i>										
vi.—Longcloth and Shirt- ings—										
Egypt Yds.	70,000	12,000	793	107
Germany "	8,000	11,200	133	180
Holland "	4,000	2,000	14,000	34,000	32,810	67	67	210	523	501
D'Jibouti "	16,000	19,400	30,650	28,500	133	250	373	350
Other Foreign Coun- tries "	800	8,000	8,750	290	500	13	53	121	6	9
Italy "	4,000	33,600	19,900	21,120	67	344	467	304
Austria "	18,000	11,500	278	1,458
Belgium "	28,650	438
Total, Foreign Countries ... Yds.	32,800	91,200	75,750	102,840	236,080	413	1,093	925	1,647	3,167
Total, British Empire and Foreign Countries Yds.	2,467,003	2,448,952	1,709,389	2,635,490	2,628,224	28,317	28,245	23,055	33,174	34,065
vii.—Nainsooks—										
United Kingdom ... Yds.	16,932	110,810	83,800	35,600	163	1,017	777	376
Ceylon "	10,800	80
India—Bombay "	32,240	10,535	52,800	19,400	264	96	413	217
Other British Posses- sions "	3,438	6,000	30	40
Total, British Empire ... Yds.	49,172	125,098	94,335	58,800	55,000	427	1,127	873	453	593
Total, British Empire and Foreign Countries Yds.	49,172	125,098	94,335	58,800	55,000	427	1,127	873	453	593
viii.—Sheetings—										
United Kingdom ... Yds.	272,530	3,159
Bombay "	133,110	1,795
Total, British Empire ... Yds.	405,640	4,954
Turkey in Europe... Yds.	45,000	1,333
Other Foreign Coun- tries "	1,480	24
Total, Foreign Countries... Yds.	46,480	1,357
Total, British Empire and Foreign Countries Yds.	452,120	6,311
ix.—Twills—										
Bombay Yds.	5,510	84
Total, British Empire ... Yds.	5,510	84
Other Foreign Coun- tries Yds.	21	1
Total, Foreign Countries... Yds.	21	1
Total, British Empire and Foreign Countries Yds.	5,531	85
x.—Unspecified descrip- tions—										
United Kingdom ... Yds.	153,465	41,680	165,403	15,347	27,225	1,702	592	2,369	295	472
British Settlements ... "	5,100	5,800	73	76
India—Bombay "	521,925	285,875	139,810	74,692	52,390	5,698	3,299	1,712	946	657
—Calcutta "	5,350	73
Other British Posses- sions "	3,000	800	1,350	£64	47	20	29	8
Total, British Empire ... Yds.	638,840	334,155	306,563	90,303	79,615	7,593	3,987	4,110	1,249	1,129
Italy Yds.	12,100	6,500	187	105
Germany "	4,000	67
Egypt "	10,000	4,500	107	74
Arabian Gulf Ports. "	11,200	153
Moscowah "	57,000	622
D'Jibouti "	12,000	160

GENERAL IMPORTS.

SEA-BORNE TRADE.

YEARS 1908-09 TO 1912-13.

No. 7—continued.

GENERAL IMPORTS IN THE YEARS 1908-09 TO 1912-13—continued.

Quantities and Value of Principal and Other Articles, Imported into the Port of Aden, in each Official Year, from 1908-09 to 1912-13—continued.

ARTICLES, AND COUNTRIES WHENCE IMPORTED.	Quantities.					Value.				
	1908-1909.	1909-1910.	1910-1911.	1911-1912.	1912-1913.	1908-1909.	1909-1910.	1910-1911.	1911-1912.	1912-1913.
III—ARTICLES WHOLLY OR MAINLY MANUFACTURED— <i>continued.</i>						£	£	£	£	£
O. TEXTILE FABRICS— <i>continued.</i>										
1. Cotton— <i>continued.</i>										
(f) Piece-goods— <i>continued.</i>										
White (bleached)— <i>continued.</i>										
xi.—Unspecified descrip- tions— <i>continued.</i>										
United States of America ... Yds.	80,000	12,000	866	147
Other Foreign Coun- tries "	9,400	2,700	4,372	6,400	3,730	96	40	60	102	82
Austria "	11,280	365
Holland "	32,758	314
Total, Foreign Countries ... Yds.	34,600	14,700	84,372	75,500	70,828	423	200	926	911	1,087
Total, British Empire and Foreign Countries ... Yds.	723,440	348,855	390,940	165,803	150,443	8,016	4,187	5,036	2,160	2,216
Total of White (Bleached) ... Yds.	5,418,729	4,198,692	3,698,726	5,168,521	6,544,775	59,492	48,117	50,523	66,428	86,767
Coloured, printed, or dyed— i.—Cambrics, including Madapollams, Muslins, Mulls and Jaconets—										
United Kingdom ... Yds.	36,276	106,152	66,821	269,254	291	1,084	638	2,092
India—Bombay "	157,775	20,100	12,100	48,890	13,100	2,306	267	175	484	203
Other British Posses- sions "	13,000	3,252	112	61
Total, British Empire ... Yds.	194,051	126,252	25,100	118,964	282,354	2,597	1,351	287	1,183	2,300
D'Jibouti Yds.	15,000	95
Austria "	42,900	535
Italy "	9,600	133
Belgium "	3,324	92
Total, Foreign Countries ... Yds.	70,824	855
Total, British Empire and Foreign Countries ... Yds.	194,051	126,252	25,100	118,964	353,178	2,597	1,351	287	1,183	3,155
ii.—Clajars—										
United Kingdom ... Yds.	818,194	875,911	770,773	1,186,653	112,465	17,160	16,249	14,352	22,216	2,352
India—Bombay "	1,963,332	1,944,693	1,979,316	2,733,317	1,003,753	24,076	25,123	25,933	36,013	14,348
" —Calcutta "	8,000	2,200	133	85
" —Madras "	6,014	74,293	51,975	100	1,614	953
" —Cutch "	3,200	54,430	27,700	15,000	80	1,195	427	217
" —M a l a b a r Coast "	9,250	12,390	189	240
Straits Settlements ... "	8,120	12,400	10,294	6,820	144	283	337	196
Suakin and Port Sudan "	4,500	75
Somaliland "	6,050	86
Zanzibar and Pemba. Other British Posses- sions "	24,350	140,050	104,120	32,500	400	2,663	2,233	493
Total, British Empire ... Yds.	2,823,210	3,030,838	2,984,125	4,051,405	1,129,918	41,960	45,588	45,222	60,579	16,752
Germany Yds.	3,805	12,330	68	282
Belgium "	2,512	8,500	90	187
Austria "	8,000	37,209	45,640	110,260	25,813	160	923	1,256	3,198	680
Holland "	2,000	5,000	16,675	2,150	73	137	523	68
Italy "	10,000	8,000	6,400	107	150	107
Japan "	6,606	106
Hodeidah "	8,400	14,100	8,897	100	243	218
Arabian Gulf Ports. ... "	23,055	29,915	30,210	49,666	327	670	714	1,145
Muskat "	2,053	3,950	76	80
Egypt "	20,900	12,000	3,100	450	260	70
D'Jibouti "	11,800	42,945	52,330	110	673	992
Other Foreign Coun- tries "	16,055	1,010	3,223	2,077	6,700	204	27	107	75	153
Turkey in Asia "	12,000	200
Total, Foreign Countries... Yds.	75,766	102,630	155,203	228,949	102,789	1,268	2,100	3,381	5,907	2,353
Total, British Empire and Foreign Countries ... Yds.	2,898,976	3,133,463	3,139,333	4,280,354	1,232,707	43,228	47,688	48,603	66,486	19,105

No. 7—continued.

GENERAL IMPORTS IN THE YEARS 1908-09 TO 1912-13—continued.

Quantities and Value of Principal and Other Articles, Imported into the Port of Aden,
in each Official Year, from 1908-09 to 1912-13—continued.

ARTICLES AND COUNTRIES WHENCE IMPORTED.	Quantities.					Value.				
	1908-1909.	1909-1910.	1910-1911.	1911-1912.	1912-1913.	1908-1909.	1909-1910.	1910-1911.	1911-1912.	1912-1913.
III.—ARTICLES WHOLLY OR MAINLY MANUFACTURED— continued.						£	£	£	£	£
O. TEXTILE FABRICS—continued.										
1. Cotton—continued.										
(f) Piece-goods—continued.										
Coloured, printed, or dyed— continued.										
iii.—Checks, Spots, and Stripes—										
United Kingdom ... Yds.	13,773	263
Bombay "	243,667	3,795
Total, British Empire ... Yds.	257,440	4,058
Total, British Empire and Foreign Countries ... Yds	257,440	4,058
iv.—Dhutis (including lungis)—										
United Kingdom ... Yds.	1,069,580	19,802
India—Madras "	10,400	123
Straits Settlements .. "	22,499	476
India—Gulf of Cutch .. "	8,550	163
Zanzibar "	23,040	450
Bombay "	254,580	4,088
Other British Pos- sessions "	6,140	78
Total, British Empire ... Yds.	1,394,789	25,180
Muskat Yds.	9,920	81
Turkey in Asia "	5,800	97
D'Jibouti "	54,850	790
Austria "	124,303	3,105
Italy "	11,000	177
France "	7,252	129
Belgium "	10,532	308
Holland "	7,000	161
Arabian Gulf Ports .. "	22,080	412
Other Foreign Coun- tries "	3,227	96
Total, Foreign Countries ... Yds.	249,964	5,356
Total, British Empire and Foreign Countries ... Yds.	1,644,753	30,536
v.—Drills and Jeans—										
United Kingdom ... Yds.	3,700	13,520	21,788	17,704	39,195	78	333	739	582	1,206
India—Bombay "	12,680	14,539	3,743	26,012	31,139	233	241	122	581	788
Other British Posses- sions "	120	3
Total, British Empire ... Yds.	16,380	28,059	25,651	43,716	70,264	311	574	864	1,163	1,944
United States of America Yds.	90,000	1,567
Italy "	21,640	522
Austria "	7,343	213
Other Foreign Coun- tries "	32	2
Total, Foreign Countries .. Yds.	119,015	2,304
Total, British Empire and Foreign Countries ... Yds.	16,380	28,059	25,651	43,716	189,279	311	574	864	1,163	4,248
vi.—Prints and Chintz—										
United Kingdom ... Yds.	261,831	262,064	342,863	474,336	613,863	3,505	3,397	4,804	7,071	8,802
Straits Settlements .. "	6,750	37,344	21,290	15,024	27,150	78	447	532	1,303	446
India—Bombay "	427,288	324,454	812,490	842,010	771,971	5,584	4,423	10,209	10,943	11,290
—Calcutta "	6,000	80
—Cutch "	8,000	133
Other British Posses- sions "	1,200	150	787	2,600	27	2	14	22
Ceylon "	7,200	120
Total, British Empire ... Yds.	705,069	624,012	1,183,430	1,331,370	1,422,784	9,327	8,269	15,639	18,207	20,680

YEARS 1908-09 TO 1912-13.

No. 7—continued.

GENERAL IMPORTS IN THE YEARS 1908-09 TO 1912-13—continued.

Quantities and Value of Principal and Other Articles, Imported into the Port of Aden, in each Official Year, from 1908-09 to 1912-13—continued.

ARTICLES AND COUNTRIES WHENCE IMPORTED.	Quantities.					Value.				
	1908-1909.	1909-1910.	1910-1911.	1911-1912.	1912-1913.	1908-1909.	1909-1910.	1910-1911.	1911-1912.	1912-1913.
III.—ARTICLES WHOLLY OR MAINLY MANUFACTURED— <i>continued.</i>						£	£	£	£	£
O. TEXTILE FABRICS— <i>continued.</i>										
1. Cotton— <i>continued.</i>										
(f) Piece-goods— <i>continued.</i>										
Coloured, printed, or dyed— <i>continued.</i>										
vi.—Prints and Chintz— <i>continued.</i>										
France Yds.	5,650	100
Egypt, &c.	12,400	7,330	207	122
Java	2,600	6,000	80	100
D'Jibouti and Obokh	6,778	72
Hodeidah	29,160	3,010	638	69
Italy	10,780	77,510	160	1,231
Jeddah	11,680	156
Other Foreign Coun- tries	8,500	2,600	1,100	9,485	9,725	80	40	18	122	153
Turkey in As'a	10,600	127
Austria	23,710	534
Dunkali Coast	12,000	167
Total, Foreign Countries... Yds.	6,100	15,000	44,368	46,605	133,545	160	247	845	707	2,212
Total, British Empire and Foreign Countries ... Yds	711,169	639,012	1,227,798	1,377,975	1,556,329	9,487	8,516	16,484	18,014	22,892
vii.—Saris and Scarves—										
United Kingdom ... Yds.	347,158	6,931
Bombay	1,658,055	21,399
Other British Pos- sessions	600	23
Total, British Empire ... Yds.	2,005,813	28,353
Austria Yds.	12,065	490
Italy	1,100	80
Holland	15,975	460
Other Foreign Coun- tries	2,850	80
Total, Foreign Countries... Yds	32,030	1,110
Total, British Empire and Foreign Countries ... Yds.	2,037,903	29,463
viii.—Shirtings—										
United Kingdom ... Yds.	238,890	219,000	392,100	172,457	1,765	1,719	3,398	1,613
India—Bombay	48,000	67,500	20,980	10,580	7,020	647	715	185	114	106
Other British Posses- sions	1,200	30
Total, British Empire ... Yds.	48,000	306,390	241,180	402,680	179,477	647	2,480	1,928	3,512	1,719
Italy Yds.	12,500	12,970	200	139
Other Foreign Coun- tries	2,000	27
Total, Foreign Countries... Yds.	2,000	12,500	12,970	27	200	139
Total, British Empire and Foreign Countries ... Yds.	48,000	308,390	241,180	415,180	192,447	647	2,507	1,928	3,712	1,858
x.—Unspecified descrip- tions—										
United Kingdom ... Yds	899,703	925,107	757,147	926,484	1,029,933	9,785	9,586	7,889	10,930	10,695
Zanzibar and Pemba ...	37,100	47,900	12,600	14,000	827	1,230	367
Straits Settlements ...	115,230	109,196	73,563	84,632	55,130	1,515	1,780	1,092	1,432	900
India—Bombay	2,493,255	3,432,677	2,209,108	2,652,513	2,383,797	37,821	50,866	35,642	44,149	40,375
—Calcutta	25,000	10,000	33,800	321	77	240
—Cutch	13,000	13,300	243	167
—Malabar Coast	3,500	63
Other British Pos- sessions	2,300	8,150	3,400	7,004	4,600	22	84	53	123	66
Somaliland...	2,014	69
Total, British Empire .. Yds	3,567,885	4,546,030	3,072,618	3,684,633	3,509,324	50,291	63,856	45,278	56,964	52,343

No. 7—continued.

GENERAL IMPORTS IN THE YEARS 1908-09 TO 1912-13—continued.

Quantities and Value of Principal and Other Articles, Imported into the Port of Aden,
in each Official Year, from 1908-09 to 1912-13—continued.

ARTICLES AND COUNTRIES WHENCE IMPORTED.	Quantities.					Value.				
	1908-1909.	1909-1910.	1910-1911.	1911-1912.	1912-1913.	1908-1909.	1909-1910.	1910-1911.	1911-1912.	1912-1913.
III.—ARTICLES WHOLLY OR MAINLY MANUFACTURED— continued.						£	£	£	£	£
O. TEXTILE FABRICS—continued.										
1. Cotton—continued.										
(f) Piece-goods—continued										
Coloured, printed, or dyed— continued										
x.—Unspecified descriptions —continued.										
Austria Yds.	156,480	41,700	39,260	81,840	194,003	1,962	592	399	1,001	2,735
Germany "	8,984	17,500	97	240
Italy "	129,120	126,260	131,340	101,200	74,730	1,460	1,312	1,197	877	1,252
Abyssinia—Mossowah Independent Somali Ports "	2,000	23,100	73	527
Jeddah "	11,110	147
Hodeidah "	16,950	8,100	7,200	475	107	97
Arabian Gulf Ports. "	6,500	88
Muskut "	365,565	346,910	254,841	210,772	220,180	4,156	4,619	5,723	4,786	4,683
Belgium "	23,527	2,600	399	100
Other Countries in Europe "	4,200	4,000	106	103
D' Jibouti "	14,409	120
Egypt, &c. "	20,100	54,500	5,040	6,600	241	655	78	120
Mokha "	6,200	41,610	109	643
Japan "	25,870	4,867	308	107
Other Foreign Coun- tries "	4,000	7,395	72	97
Holland "	7,725	7,245	9,087	17,130	3,520	139	153	185	281	51
	8,581	318
Total, Foreign Countries .. Yds.	778,161	695,795	446,168	413,942	531,076	9,572	9,186	7,754	6,945	9,571
Total, British Empire and Foreign Countries ... Yds.	4,346,049	5,241,825	3,518,786	4,098,575	4,040,400	59,863	73,042	53,032	63,809	61,916
Total of Coloured, printed or dyed Yds.	8,214,625	9,477,006	8,177,848	10,334,764	11,504,439	116,133	133,678	121,198	155,267	177,231
(g) Rope—										
India—Bombay... .. Lbs.	2,576	2,380	3,928	90	68	119
United Kingdom "	2,670	107
Total, British Empire ... Lbs.	2,576	2,380	6,598	90	68	226
United States of America Other Foreign Countries. ... Lbs.	8,400	100	50
Total, Foreign Countries Lbs.	8,400	2,576	100	50
Total, British Empire and Foreign Countries ... Lbs.	10,976	2,380	9,174	190	68	276
(h) Thread, sewing—										
United Kingdom Lbs.	1,516	4,212	2,780	4,155	7,854	134	253	167	244	586
India—Bombay "	10,187	20,309	17,449	20,317	26,031	566	786	792	790	1,515
Other British Possessions, "	27	71	151	2	1	9
Total, British Empire... Lbs.	11,703	24,521	20,256	24,543	34,036	700	1,039	961	1,035	2,110
Austria Lbs.	8,820	7,621	15,062	7,499	14,199	465	443	802	525	1,334
Other Foreign Countries "	56	2,114	843	8	98	57
Belgium "	560	80
Total, Foreign Countries... Lbs.	8,876	7,621	15,062	9,613	15,622	473	443	802	623	1,471
Total, British Empire and Foreign Countries ... Lbs.	20,579	32,142	35,318	34,156	49,638	1,173	1,482	1,763	1,658	3,551
(i) Towels in the piece—										
Bombay Lbs.	3,195	106
Other British Possessions "	345	12
Total, British Empire ... Lbs.	3,940	118
Japan Lbs.	3,149	119
Other Foreign Countries, "	336	14
Total, Foreign Countries ... Lbs.	3,585	133
Total, British Empire and Foreign Countries ... Lbs.	7,475	251

YEARS 1908-09 TO 1912-13.

No. 7—continued.

GENERAL IMPORTS IN THE YEARS 1908-09 TO 1912-13—continued.

Quantities and Value of Principal and Other Articles, Imported into the Port of Aden, in each Official Year, from 1908-09 to 1912-13—continued.

ARTICLES AND COUNTRIES WHENCE IMPORTED.	Quantities.					Value.				
	1908-1909.	1909-1910.	1910-1911.	1911-1912.	1912-1913.	1908-1909.	1909-1910.	1910-1911.	1911-1912.	1912-1913.
III.—ARTICLES WHOLLY OR MAINLY MANUFACTURED— <i>continued.</i>						£	£	£	£	£
O.—TEXTILE FABRICS— <i>continued.</i>										
1. Cotton— <i>continued.</i>										
(j) Other sorts of Manufactures—										
United Kingdom ... Lbs.	13,985	31,385	9,392	13,085	15,126	365	920	269	341	364
Somaliland	4,048	77
India—Bombay	62,770	58,332	69,838	72,230	48,845	2,048	1,593	2,142	2,010	1,472
Other British Posses- sions	350	1,958	2,926	403	274	15	63	63	18	5
Total British Empire ... Lbs.	77,135	91,675	86,204	85,718	64,245	2,428	2,576	2,551	2,369	1,841
D'Jibouti Lbs.	1,454	86
Austria	2,495	3,682	8,053	2,740	8,064	106	80	208	86	323
France	1,304	2,750	3,200	6,097	6,670	69	90	126	357	180
Germany... ..	1,970	9,580	11,510	6,104	115	242	349	223
Belgium	4,032	11,350	31,600	16,030	5,086	180	327	939	612	165
Italy	7,328	167
Holland	1,456	5,760	12,700	116	165	338
Jeddah	8,050	200
Japan	2,367	2,583	73	116
Other Foreign Coun- tries	4,090	7,028	9,849	2,432	7,093	191	61	170	72	203
Egypt, etc.	2,065	7,115	76	188
Total Foreign Countries .. Lbs.	15,347	44,807	64,312	52,593	46,728	777	1,073	1,792	1,960	1,397
Total British Empire and Foreign Countries ... Lbs.	92,482	136,482	150,516	138,311	110,973	3,205	3,549	4,343	4,329	3,238
2. Flax—										
(b) Canvas—										
United Kingdom ... Yds.	5,242	4,970	195	304
India—Bombay	3,366	833	1,330	198	67	101
Other British Posses- sions	366	263	840	580	33	9	55	31
Total British Empire ... Yds.	366	5,510	4,206	1,413	6,300	33	204	253	98	405
Other Foreign Coun- tries	300	20
Total Foreign Countries ... Yds.	300	20
Total British Empire and Foreign Countries ... Yds.	366	5,510	4,206	1,413	6,600	33	204	253	98	425
(e) Other sorts—										
United Kingdom ... Lbs.	9,968	6,929	180	281
Other British Posses- sions	896	2,434	1,209	23	3,218	53	66	27	1	75
Bombay	1,523	97
Total British Empire— ... Lbs.	896	2,434	1,209	9,996	11,670	53	66	27	181	453
Other Foreign Coun- tries	112	1,120	1,048	1	7	30
France	1,880	149
Total Foreign Countries ... Lbs.	112	1,120	2,923	1	7	179
Total British Empire and Foreign Countries ... Lbs.	896	2,434	1,321	11,116	14,598	53	66	28	188	632
Total Value of Flax ... Value.	86	270	281	236	1,057
4. Jute—										
(l) Gunny bags—										
Somaliland Nos.	5,535	15,105	12,845	83	222	205
Ceylon	21,000	5,000	441	167
Zanzibar and Pemba	29,300	14,900	11,430	4,600	231	258	377	95
India—Bombay	202,900	35,940	16,460	15,270	21,600	4,059	647	299	338	367
—Calcutta	414,350	308,890	346,760	344,600	370,500	7,910	5,666	6,455	6,722	8,566
—Karachi	4,000	67
—Madras	2,500	68
Other British Posses- sion	656	770	400	1,990	2,695	7	12	3	30	67
Total British Empire ... Nos.	442,706	300,590	405,585	376,945	417,240	12,375	6,583	7,725	7,332	9,467

No. 7—continued.

GENERAL IMPORTS IN THE YEARS 1908-1909 TO 1912-1913—continued.
Quantities and Value of Principal and Other Articles, Imported into the Port of Aden,
in each Official Year, from 1908-09 to 1912-13—continued.

ARTICLES AND COUNTRIES WHENCE IMPORTED.	Quantities.					Value.				
	1908-1909.	1909-1910.	1910-1911.	1911-1912.	1912-1913.	1908-1909.	1909-1910.	1910-1911.	1911-1912.	1912-1913.
III.—ARTICLES WHOLLY OR MAINLY MANUFACTURED— <i>continued.</i>						£	£	£	£	£
O.—TEXTILE FABRICS— <i>continued.</i>										
4. Jute— <i>continued.</i>										
(b) Gunny bags— <i>continued.</i>										
D'Jibouti ... Nos.	7,920	185
Abyssinia—Mossawa ... "	5,000	4,800	187	170
Independent Somali Ports ... "	8,785	7,515	10,860	14,665	134	94	148	213
Lohia ... "	34,080	26,800	8,800	6,900	1,262	915	267	223
Hodaidah... "	22,360	5,800	3,780	5,860	7,120	714	186	98	194	259
Mokha ... "	14,830	59,610	16,055	88,240	432	1,937	519	2,946
Arabian Gulf Ports ... "	4,370	76
Italian East Africa ... "	8,100	22,570	124	275
Other Foreign Countries. "	7,167	9,720	13,990	1,620	2,745	134	152	231	44	65
Gaizan ... "	2,320	80
Dankali Coast ... "	4,900	75
Total Foreign Countries ... Nos.	91,222	101,930	25,285	63,565	154,460	2,863	3,190	423	1,557	4,326
Total British Empire and Foreign Countries ... Nos.	733,928	462,430	430,870	440,510	571,700	15,238	9,773	8,148	8,889	13,793
(c) Gunny cloth—										
Zanzibar ... Yds	19,000	127
India—Calcutta ... "	16,213	54,000	70,430	78,270	96,050	238	610	636	870	1,923
Other British Posses- sions ... "	2,500	1,900	1,225	8,000	4,560	27	26	10	53	33
Total British Empire ... Yds.	18,713	55,900	71,655	105,270	100,610	265	636	646	1,050	1,961
(d) Rope and twine—										
United Kingdom ... Cwt.	34	321	156	481
Somaliland ... "	272	325	326	468	490	446
India—Bombay ... "	39	32	56	51	91	68	119	92
"—Calcutta ... "	418	377	281	775	571	835	637	542	1,389	971
Other British Posses- sions ... "	28	29	7½	6	2	48	54	6	23	8
Total British Empire ... Cwt.	485	712	645½	1,158	960	974	1,315	1,106	2,012	1,517
Other Foreign Countries. Cwt.	165	31	29½	77½	65	119	30	66	90	86
Total Foreign Countries ... Cwt.	165	31	29½	77½	65	119	30	66	90	86
Total British Empire and Foreign Countries ... Cwt.	650	743	675½	1,235½	1,025	1,093	1,345	1,172	2,102	1,603
(e) Other kinds—										
Other British Posses- sions ... Cwt.	3	23	7
Total British Empire ... Cwt.	3	23	7
Egypt ... Cwt.	13	233	67
Germany... "	67
Other Foreign Countries. "	19	18	11	3	50	108
Total Foreign Countries ... Cwt.	32	18	11	303	50	175
Total British Empire and Foreign Countries ... Cwt.	35	18	34	303	50	182
Total Value of Jute ... Cwt.	16,614	11,738	10,269	12,091	17,539
5. Silk—										
(a) Goods of silk mixed with other materials—										
United Kingdom ... Yds	3,322	5,378	8,690	20,543	113	242	321	791
Zanzibar ... "	1,500	100
India—Bombay... "	4,125	2,870	20,390	8,500	5,355	162	102	693	176	287
Other British Posses- sions ... Yds.	700	43
Total British Empire ... Yds.	8,147	9,748	20,390	17,190	26,198	318	444	693	497	1,078
Germany ... Yds.	4,000	2,235	93	197
Austria ... "	1,600	1,332	1,996	87	157	150
Muscut ... "	3,150	2,200	1,400	167	123	80
Italy ... "	1,800	162
Other Foreign Countries. "	1,800	310	360	1,000	1,402	60	10	30	34	91
Total Foreign Countries ... Yds.	6,450	2,510	2,160	7,732	5,633	314	120	192	364	433
Total British Empire and Foreign Countries ... Yds.	14,597	12,258	22,550	24,922	31,831	632	574	885	861	1,516

GENERAL IMPORTS.
YEARS 1908-09 TO 1912-13.

SEA-BORNE TRADE.

No. 7—continued.

GENERAL IMPORTS IN THE YEARS 1908-1909 TO 1912-1913—continued.
Quantities and Value of Principal and Other Articles, Imported into the Port of Aden,
in each Official Year, from 1908-09 to 1912-13—continued.

ARTICLES AND COUNTRIES WHENCE IMPORTED.	Quantities.					Value.				
	1908-1909.	1909-1910.	1910-1911.	1911-1912.	1912-1913.	1908-1909.	1909-1910.	1910-1911.	1911-1912.	1912-1913.
III.—ARTICLES WHOLLY OR MAINLY MANUFACTURED— <i>continued.</i>						£	£	£	£	£
O.—TEXTILE FABRICS— <i>continued.</i>										
5. Silk— <i>continued.</i>										
(b) Silk piece-goods—										
United Kingdom ... Yds.	9,070	3,650	2,397	1,855	540	122	146	100
Straits Settlements ... "	4,300	5,660	4,498	7,184	10,255	295	382	304	539	680
India—Bombay... "	241,433	305,145	332,781	360,309	336,837	14,399	19,853	23,821	22,185	23,384
Other British Posses- sions "	300	600	435	500	21	40	37	37
Total British Empire ... Yds.	255,103	315,055	337,714	370,390	348,947	15,255	20,397	24,165	22,907	21,164
Germany... .. Yds.	4,024	4,358	7,494	6,724	16,797	405	386	613	558	1,343
Austria "	6,300	11,418	470	814
Muskat "	4,950	4,700	1,350	230	213	87
Greece "	1,000	100
France "	2,888	500	1,251	3,248	10,253	262	67	103	278	780
Egypt "	5,995	2,663	2,665	503	1,600	578	177	283	90	249
Jeddah "	1,900	1,718	1,890	160	182	133
China "	9,750	3,551	4,566	16,747	16,709	652	355	431	1,368	1,495
Japan "	6,557	4,475	8,865	3,831	11,664	395	295	583	290	876
Turkey in Asia ... "	2,175	1,150	1,620	860	4,265	170	120	207	100	435
Djibouti "	2,800	127
Other Foreign Countries, ..	800	2,595	1,004	1,445	2,150	67	174	74	147	173
Comfalah and Salif .. "	2,070	137
Italy "	2,420	233
Spain "	1,400	173
Total Foreign Countries ... Yds.	38,139	22,092	34,085	42,796	82,693	2,859	1,701	2,667	3,570	6,802
Total British Empire and Foreign Countries ... Yds.	2,93,212	337,147	371,799	413,186	431,640	18,114	22,098	26,832	26,477	30,966
(c) Thread for sewing—										
India—Bombay... .. Lbs.	2,137	2,763	614	825	2,081	368	447	259	133	151
Total British Empire ... Lbs.	2,137	3,763	614	825	2,081	368	447	219	133	151
Italy Lbs.	600	67
Other Foreign Countries, .. "	500	8	100	2
Total Foreign Countries ... Lbs.	1,100	8	167	2
Total British Empire and Foreign Countries ... Lbs.	3,237	2,763	614	833	2,081	535	547	249	135	151
(d) Other sorts—										
United Kingdom ... Lbs.	2,035	592	75	102
Malta "	1,000	80
India—Bombay... .. "	5,586	2,662	1,595	1,312	858	390	367	230	255	123
Other British Posses- sions "	200	140	556	30	10	20	65	2
Total British Empire ... Lbs.	8,821	2,802	2,151	1,342	1,450	1,275	387	295	257	225
France Lbs.	1,255	191
Austria "	499	87
China "	942	175
Japan "	3,723	2,663	4,391	4,136	3,740	271	421	517	404	579
Egypt, etc. "	7,000	533
Hodaidah "	4,000	267
Other Foreign Countries, .. "	141	1,174	1,325	1,860	1,063	23	127	171	211	125
Germany "	300	67
Spain "	560	78
Total Foreign Countries ... Lbs.	16,308	4,037	5,716	7,251	5,663	1,356	548	688	806	849
Total British Empire and Foreign Countries ... Lbs.	25,129	6,839	7,867	8,593	7,113	2,631	935	983	1,063	1,074
Total Value of Silk ... Lbs.	21,912	24,054	28,919	28,536	33,707
6. Wool—										
(b) Carpets and rugs—										
Straits Settlements ... Lbs.	1,698	1,942	3,430	111	107	156
India—Bombay "	3,712	17,175	15,145	13,806	11,120	220	988	990	1,100	741
Other British Posses- sions "	462	1,045	994	305	505	23	65	55	23	92
Total British Empire ... Lbs.	4,174	19,918	16,139	16,053	15,055	243	1,164	1,045	1,227	929

No. 7—continued.

GENERAL IMPORTS IN THE YEARS 1903-09 TO 1912-13—continued.
Quantities and Value of Principal and Other Articles, Imported into the Port of Aden,
into each Official Year, from 1908-09 to 1912-13—continued.

ARTICLES AND COUNTRIES WHENCE IMPORTED.	Quantities.					Value.				
	1903-1909.	1909-1910.	1910-1911.	1911-1912.	1912-1913.	1903-1909.	1909-1910.	1910-1911.	1911-1912.	1912-1913.
III.—ARTICLES WHOLLY OR MAINLY MANUFACTURED— <i>continued.</i>						£	£	£	£	£
O.—TEXTILE FABRICS— <i>continued.</i>										
6. Wool— <i>continued.</i>										
(b) Carpets and rugs— <i>continued.</i>										
Muskat Lbs.	1,146	1,500	71	67
Holland "	1,937	1,446	128	103
Egypt, etc. "	2,029	5,100	12,380	16,360	12,150	135	340	694	1,160	716
Jeddah "	1,200	1,960	1,950	3,100	87	131	130	193
Hedaidah... .. "	3,540	280
Persia "	12,500	15,000	34,320	35,635	105,800	787	1,000	1,888	2,224	6,963
Arabian Gulf Ports "	17,376	3,212	10,926	2,365	17,855	719	96	454	166	571
Turkey in Europe "	2,525	155
Djibouti "	1,100	1,417	73	95
Other Foreign Countries. "	1,340	4,260	4,310	5,090	97	134	165	187
Confidah and Salif "	1,500	100
Total Foreign Countries ... Lbs.	37,985	33,147	61,636	60,810	148,481	2,105	1,929	3,201	3,974	8,905
Total British Empire and Foreign Countries ... Lbs.	42,159	53,065	77,775	76,863	163,496	2,348	3,093	4,246	5,201	9,834
(c) Hosiery—										
Other British Posses- sions Lbs.	54
Total British Empire ... Lbs.	54
(d) Piece-goods—										
United Kingdom ... Yds.	2,562	4,635	5,532	4,318	5,360	206	454	399	400	393
India—Bombay "	5,850	4,297	7,339	16,414	20,273	457	448	840	1,122	1,061
Other British Posses- sions "	200	75	37	27	10	3	2	5
Total British Empire ... Yds.	8,412	9,132	12,946	20,769	25,660	663	912	1,242	1,524	1,454
Germany Yds.	950	79
Italy "	2,000	133
Egypt "	1,800	160
Other Foreign Countries. "	760	2,160	323	314	1,810	49	71	51	75	113
Total Foreign Countries ... Yds.	3,710	3,960	323	317	1,810	252	231	51	75	113
Total British Empire and Foreign Countries ... Yds.	12,152	13,092	13,269	21,083	27,470	915	1,143	1,293	1,599	1,577
(e) Shawls—										
United Kingdom ... Nos.	3,059	137
India—Bombay "	552	1,014	1,618	1,458	106	77	215	103
Other British Posses- sions "	1,236	72	36	126	54	6	12	7
Total British Empire ... Nos.	1,296	625	4,139	1,618	1,584	54	112	226	215	115
Other Foreign Countries. Nos.	466	104	353	204	551	47	35	65	22	88
Total Foreign Countries ... Nos.	466	104	353	204	551	47	35	65	22	88
Total British Empire and Foreign Countries ... Nos.	1,762	728	4,492	1,822	2,135	101	147	291	237	203
(f) Other sorts—										
India—Bombay ... Lbs.	12,517	1,420	603	94
Other British Posses- sions "	960	1,036	1,189	640	2,741	25	123	115	40	130
Total British Empire ... Lbs.	960	1,036	13,706	2,060	2,741	25	123	718	134	160
Arabian Gulf Ports ... Lbs.	3,626	228
Germany "	938	120
Other Foreign Countries. "	1,633	1,152	1,185	200	1,015	99	107	57	26	58
Total Foreign Countries ... Lbs.	1,633	2,150	1,185	3,826	1,015	99	227	57	254	56
Total British Empire and Foreign Countries ... Lbs.	2,593	3,186	14,891	5,886	3,756	124	350	775	888	216
Total Value of Wool ... Value.	3,542	4,733	6,605	7,425	11,830
Total Textile Fabrics ... Value.	674,944	615,604	710,501	797,142	10,00,783

No. 7—continued.

GENERAL IMPORTS IN THE YEARS 1908-09 TO 1912-13—continued.
Quantities and Value of Principal and Other Articles, Imported into the Port of Aden,
in each Official Year, from 1908-09 to 1912-13—continued.

ARTICLES AND COUNTRIES WHENCE IMPORTED.	Quantities.					Value.				
	1908-1909.	1909-1910.	1910-1911.	1911-1912.	1912-1913.	1908-1909.	1909-1910.	1910-1911.	1911-1912.	1912-1913.
III.—ARTICLES WHOLLY OR MAINLY MANUFACTURED— <i>continued.</i>						£	£	£	£	£
P.—MISCELLANEOUS—										
1. Baskets and Basketware—										
Bombay—India ... Value.	92
Other British Possessions. „	22
Total British Empire ... Value.	114
Hodaidah ... Value.	154
Italy ... „	182
Mokha ... „	114
Other Foreign Countries ... „	77
Total Foreign Countries ... Value.	527
Total British Empire and Foreign Countries ... Value.	641
2. Brushes and Brooms—										
United Kingdom ... Doz.	263	119
India—Bombay ... „	441	73
Total British Empire ... Doz.	704	192
Other Foreign Countries ... Doz.	490	65
Total Foreign Countries ... Doz.	490	65
Total British Empire and Foreign Countries ... Doz.	1,194	257
3. Building and Engineering materi- als, other than of iron, steel or wood—										
(b) Bricks—										
United Kingdom ... Nos.	31,375	111
India—Calcutta ... „	30,000	110
„ —Bombay ... „	40,720	253
Total British Empire ... Nos.	102,095	474
Italy ... Nos.	12,750	168
Other Foreign Countries. „	11,500	53
Total Foreign Countries ... Nos.	24,250	221
Total British Empire and Foreign Countries ... Nos.	126,345	695
(c) Cement—										
United Kingdom ... Cwt.	3,122	4,697	6,381	6,091	5,930	466	1,005	879	840	862
Other British Possessions. „	18	3	4	1
Total British Empire ... Cwt.	3,122	4,715	6,381	6,097	5,930	466	1,009	879	841	862
Belgium ... Cwt.	566	2,105	100	279
Austria ... „	2,828	1,382	1,405	2,101	462	418	176	425
Italy ... „	702	50	96
Other Foreign Countries. „	140	269	264	472	348	34	50	28	56	76
Total Foreign Countries ... Cwt.	706	3,097	2,348	1,877	4,554	134	512	542	232	780
Total British Empire and Foreign Countries ... Cwt.	3,828	7,812	8,729	7,974	10,434	600	1,521	1,421	1,073	1,642
(d) Chalk and lime (<i>excluding</i>) French Chalk—										
Other British Possessions. Cwt.	118	94	54	20	91	19	29	10	7	25
Total British Empire .. Cwt	118	94	54	20	91	19	29	10	7	25
Arabian Gulf Ports ... Cwt.	12,816	13,486	13,032	18,277	18,156	680	632	504	934	1,023
Other Foreign Countries. „	1,418	115	232	134	182	80	10	11	11	19
Total Foreign Countries ... Cwt.	14,234	13,601	13,264	18,411	18,338	760	642	515	945	1,042
Total British Empire and Foreign Countries ... Cwt.	14,352	13,695	13,318	18,431	18,429	779	671	525	952	1,067
(e) Pipes of Earthenware—										
United Kingdom ... Cwt.	1,876	1,719	557	464
Total British Empire ... Cwt.	1,876	1,719	557	464

SEA-BORNE TRADE.

GENERAL IMPORTS.

YEARS 1908-09 TO 1912-13.

No. 7—continued.

GENERAL IMPORTS IN THE YEARS 1908-1909 TO 1912-1913—continued.

Quantities and Value of Principal and Other Articles, Imported into the Port of Aden,
in each Official Year, from 1908-1909 to 1912-1913—continued.

ARTICLES AND COUNTRIES WHENCE IMPORTED.	Quantities.					Value.				
	1908-1909.	1909-1910.	1910-1911.	1911-1912.	1912-1913.	1908-1909.	1909-1910.	1910-1911.	1911-1912.	1912-1913.
III.—ARTICLES WHOLLY OR MAINLY MANUFACTURED.— continued.						£	£	£	£	£
P. MISCELLANEOUS—continued.										
3. Building and Engineering materials, other than of iron, steel or wood—continued.										
(g) Tiles—										
India—Calcutta ... Nos.	20,000	77
" Madras	26,000	80
Other British Possessions ..	1,800	4,050	13,390	1,950	30	7	36	25
United Kingdom	5,243	75
Total, British Empire ... Nos.	1,800	30,050	13,390	21,950	5,243	30	87	36	102	75
Italy Nos.	14,850	8,035	13,210	217	136	206
Other Foreign Countries. ..	100	5,970	9,600	9,080	13,500	2	47	101	56	93
Total, Foreign Countries. Nos.	14,950	14,005	9,600	9,080	26,710	219	183	101	56	299
Total, British Empire and Foreign Countries ... Nos.	16,750	44,055	22,990	31,030	31,953	249	270	137	158	374
(h) Other sorts—										
Other British Possessions. Cwt.	118	270	66	133	247	73	81	61	67	60
United Kingdom	340	160
Total, British Empire ... Cwt.	118	270	66	133	587	73	81	61	67	220
Other Foreign Countries. Cwt.	30	1	11	5	120	53	1	4	1	41
Belgium	119	67
Total, Foreign Countries. Cwt.	30	1	11	5	239	53	1	4	1	108
Total, British Empire and Foreign Countries ... Cwt.	148	271	77	138	826	126	82	65	68	328
Total Value of Building and Engineering Mate- rials other than of Iron, Steel or Wood ... Cwt.	1,754	2,544	2,705	2,251	4,570
4. Candles of all kinds—										
United Kingdom Lbs.	12,434	4,564	11,293	147,772	64,053	244	92	175	2,251	965
Somaliland	8,560	174
Straits Settlements	6,776	81
India—Bombay	89,852	112,984	135,428	69,760	109,968	1,341	1,669	2,050	972	1,286
Other British Possessions ..	776	140	2,031	45	24	3	37	1
Burma—Other Ports	33,690	67,200	420	867
Total, British Empire ... Lbs.	103,062	125,338	154,497	253,163	232,266	1,609	1,938	2,306	3,680	3,119
France Lbs.	10,528	9,408	36,938	34,406	168	250	579	528
Holland	3,752	73
Other Foreign Countries ...	4,256	1,484	938	5,376	3,248	74	27	20	112	66
Total, Foreign Countries... Lbs.	14,784	10,892	40,728	39,782	3,248	242	277	672	640	66
Total, British Empire and Foreign Countries ... Lbs.	117,846	136,230	195,225	292,945	235,514	1,851	2,215	2,978	4,320	3,185
5. Caoutchouc manufactures (except apparel and boots and shoes)—										
United Kingdom Cwt.	228	225	101	139
Other British Possessions... Cwt.	61	25	34	24	6
Total, British Empire ... Cwt.	61	253	259	125	145
Other Foreign Countries ... Cwt.	22	13	3	23
Total, Foreign Countries ... Cwt.	22	13	3	23
Total, British Empire and Foreign Countries... .. Cwt.	61	275	272	128	168
6. Coir manufactured (excluding rope)—										
India—Bombay Cwt.	156	796	54	153	172	209	545	70	85	192
Other British Possessions ..	5	87	21½	15	7	10	53	34	10	19
Total, British Empire ... Cwt.	161	883	75½	168	179	219	598	104	95	211
Other Foreign Countries ... Cwt.	5	4
Total, Foreign Countries ... Cwt.	5	4
Total, British Empire and Foreign Countries... .. Cwt.	161	888	75½	168	179	219	602	104	95	211

No. 7—continued.

GENERAL IMPORTS IN THE YEARS 1908-09 TO 1912-13—continued.
Quantities and Value of Principal and Other Articles, Imported into the Port of Aden,
in each Official Year from 1908-09 to 1912-13—continued.

ARTICLES AND COUNTRIES WHENCE IMPORTED.	Quantities.					Value.				
	1908-1909.	1909-1910.	1910-1911.	1911-1912.	1912-1913.	1908-1909.	1909-1910.	1910-1911.	1911-1912.	1912-1913.
III.—ARTICLES WHOLLY OR MAINLY MANUFACTURED— continued.						£	£	£	£	£
P.—MISCELLANEOUS—continued.										
7. Cordage and rope of vegetable fibre (excluding jute and cotton)—										
United Kingdom ... Cwt.	209	228	212	299	161	477	406	503	542	276
Ceylon	166	115	120	94	250	148	113	116	100	251
Somaliland	68	289	83	275	133	486	127	370
Zanzibar and Pemba	80	110
Australia	88	82
India—Bombay	360	977	1,569	915	864	213	457	886	580	578
" Calcutta	63	96	31	88	71	74
" Cutch	357	197	1,259	169	125	822
" Malabar Coast	368	593	487	392
" Madras Other Ports	250	167
Other British Possessions .	6	58	128	6	14	24	76	63	9	11
Total British Empire ... Cwt.	1,229	1,575	3,104	2,116	2,854	1,252	1,177	2,900	1,821	2,382
Italy Cwt.	26	35	36	42	75	120	77	88
Arabian Gulf Ports	101	87	90	375	73	81	72	286
Other Foreign Countries ...	93	15	32	121	160	130	15	37	83	81
Confidah and Salif	23	77
Total Foreign Countries . Cwt.	93	142	154	247	600	130	163	238	232	532
Total British Empire and Foreign Countries ... Cwt.	1,322	1,717	3,258	2,363	3,454	1,382	1,340	3,138	2,053	2,914
8. Cork manufactures—										
Other British Possessions . Cwt.	1½	6
Total British Empire ... Cwt.	1½	6
Other Foreign Countries... Cwt.	2½	15
Total Foreign Countries. Cwt.	2½	15
Total British Empire and Foreign Countries ... Cwt.	3½	21
9. Fire-works—										
India—Bombay ... Cwt.	167	120	207
Other British Possessions	37	17	38	14	1
Total British Empire ... Cwt.	37	184	158	221	1
China Cwt.	145	172	249
Other Foreign Countries...	16	22	53
Total Foreign Countries. Cwt.	161	194	53	249
Total British Empire and Foreign Countries ... Cwt.	37	345	352	274	250
11. Ivory, manufactured—										
Japan Value.	101
Other Foreign Countries	7
Total Foreign Countries. Value.	108
Total British and Foreign Countries ... Value.	108
12. Jewellery (not being imitation jewellery) (ex- cluding precious stones and pearls unset, also plate of gold and silver— (a) Jewellery—										
United Kingdom ... Value.	82
India—Bombay	172	87	206	287
" Madras	67
Other British Possessions	33	7	31	9	13
Total British Empire... Value.	272	176	237	296	13

No. 7—continued.

GENERAL IMPORTS IN THE YEARS 1908-09 TO 1912-13—continued.
Quantities and Value of Principal and Other Articles, Imported into the Port of Aden,
in each Official Year, from 1908-09 to 1912-13—continued.

ARTICLES, AND COUNTRIES WHENCE IMPORTED.	Quantities.					Value.				
	1908-1909.	1909-1910.	1910-1911.	1911-1912.	1912-1913.	1908-1909.	1909-1910.	1910-1911.	1911-1912.	1912-1913.
III.—ARTICLES WHOLLY OR MAINLY MANUFACTURED— <i>continued.</i>						£	£	£	£	£
P.—MISCELLANEOUS— <i>continued.</i>										
12. Jewellery (not being imitation jewellery), excluding precious stones and pearls unset, also plate of gold and silver— <i>con'd.</i>										
(a) Jewellery— <i>continued.</i>										
Arabian Gulf Ports ... Value.	157
China	88
D'Jibouti and Obokh ... "	1,752	167
Egypt	39	67
Other Foreign Countries. "	60	33	35	39
Austria	138
Total Foreign Countries. Value.	1,879	227	257	35	177
Total British Empire and Foreign Countries. Value.	2,151	403	494	331	197
(b) Plate of gold and silver— Other British Possessions. Value.	38
United Kingdom ... "	372
Total British Empire ... Value.	38	372
Other Foreign Countries. Value.	13	20
Turkey in Europe ... "	200
Total Foreign Countries ... Value.	13	220
Total British Empire and Foreign Countries ... Value.	13	258	372
13 Matches—										
(a) Safety—										
United Kingdom ... Value.	364
Other British Possessions "	22
Total British Empire ... Value.	386
Japan ... Value.	127
D'Jibouti ... "	140
Austria ... "	954
Germany ... "	394
Italy ... "	213
Belgium ... "	93
Other Countries in Europe ... "	178
Total Foreign Countries ... Value.	2,099
Total British Empire and Foreign Countries ... Value.	2,485
(b) Other sorts--										
United Kingdom ... Value.	560	290	1,043	652	1,315
Australia ... "	133	3
Other British Possessions "	1
Total British Empire ... Value.	560	423	1,044	652	1,318
Austria ... Value.	1,094	957	832	1,036	110
Germany ... "	484	1,085	931	753	332
Belgium ... "	107
D'Jibouti ... "	67	207
Other Foreign Countries. "	33	53	75	48
Other Countries in Europe "	120	373
Total Foreign Countries ... Value.	1,785	2,095	1,838	1,957	1,082
Total British Empire and Foreign Countries ... Value.	2,345	2,518	2,882	2,609	2,400
14. Mats and Matting (<i>except</i> coir and caoutchouc)—										
India—Bombay ... Sq. Yds.	4,600	4,270	73	112
Other British Possessions ... Sq. Yds.	8,851	1,616	3,220	7,092	580	116	24	31	67	10
Total British Empire ... Sq. Yds.	8,854	5,616	7,490	7,092	580	116	97	143	67	10

GENERAL IMPORTS.
YEARS 1908-09 TO 1912-13.

SEA-BORNE TRADE.

No. 7—continued.

GENERAL IMPORTS IN THE YEARS 1908-09 TO 1912-13—continued.

Quantities and Value of Principal and Other Articles, Imported into the Port of Aden,
in each Official Year, from 1908-09 to 1912-13—continued.

ARTICLES AND COUNTRIES WHENCE IMPORTED.	Quantities.					Value.				
	1908-1909.	1909-1910.	1910-1911.	1911-1912.	1912-1913.	1908-1909.	1909-1910.	1910-1911.	1911-1912.	1912-1913.
III.—ARTICLES WHOLLY OR MAINLY MANUFACTURED— <i>continued.</i>						£	£	£	£	£
P.—MISCELLANEOUS— <i>continued.</i>										
14. Mats and Matting <i>except</i> coir and caoutchouc— <i>continued.</i>										
BelgiumSq. Yds.	1,440	133
Dankali Coast	167,840	174,650	249,520	194,500	274,490	700	919	1,081	900	1,476
Independent Somali Ports. "	140,686	88,730	59,260	80,586	204,056	1,633	871	677	987	2,948
Hodeidah	9,980	8,720	6,920	128	115	169
Arabian Gulf Ports	15,486	6,660	7,202	197	107	104
Japan	7,990	5,120	7,670	14,508	86	87	146	301
D'Jabouti and Obokh	25,000	133
Other Foreign Countries . "	3,440	12,680	18,070	13,314	10,450	12	121	127	55	117
Total Foreign Countries .Sq. Yds.	370,422	284,780	331,970	311,090	511,106	2,889	2,026	1,972	2,437	4,946
Total British Empire and Foreign Countries ...Sq. Yds.	379,276	290,396	339,460	318,182	511,686	3,005	2,123	2,115	2,564	4,956
15. Oil-cloth and floor-cloth—										
United Kingdom ...Sq. Yds.	1,436	1,158	2,279	3,487	105	80	161	157
Other British Possessions. "	564	682	1,019	112	36	41	42	63	15	3
Total British Empire ...Sq. Yds.	564	2,118	2,177	2,391	3,523	41	147	143	176	160
Other Foreign Countries .Sq. Yds.	250	300	45	23	33	2
Total Foreign Countries .Sq. Yds.	250	300	45	23	33	2
Total British Empire and Foreign Countries ...Sq. Yds.	564	2,368	2,477	2,436	3,523	41	170	176	178	160
16. Packing—Engine and Boiler—of all kinds, <i>including</i> asbestos—										
United Kingdom ... Value.	423
Other British Possessions. "	10
Total British Empire ... Value.	433
Other Foreign Countries . Value.	2
Total Foreign Countries . Value.	2
Total British Empire and Foreign Countries ... Value.	435
17. Perfumed spirit—										
United Kingdom ... Gals.	58	50	39	33	39	70	101	97	120	108
Other British Possessions. "	4	2	4	6	17	9	9	15	13	36
Total British Empire ... Gals.	62	52	43	39	56	79	110	112	133	144
GermanyGals.	59	236	129	152
Austria	22	25	69	74
France	21	62	88	69
Other Foreign Countries ... "	61	37	52	18	18	146	87	93	40	33
Total Foreign Countries ... Gals.	61	59	77	98	316	146	156	167	257	254
Total British Empire and Foreign Countries ... Gals.	123	111	120	137	372	225	266	279	390	398
18. Perfumery (<i>not being</i> perfumed spirits—										
United Kingdom ... Value.	138	93
Zanzibar	204	333
Somaliland	445
India—Bombay	476	398	163	332	151
Other British Possessions... "	125	128	43	82	13
Total British Empire ... Value.	601	730	344	1,242	257
Austria Value.	82	230
France	110	839
Egypt, etc.	223	203	294	284	899
Abyssinia—Mossowah ... "	160
Persia	93	157	67
Italian East Africa ... "	80	161
D'Jabouti	2,242	2,698	3,225	5,658	3,207
Arabian Gulf Ports ... "	75

No. 7—continued.

GENERAL IMPORTS IN THE YEARS 1908-09 TO 1912-13—continued.

Quantities and Value of Principal and Other Articles, Imported into the Port of Aden,
in each Official Year, from 1908-09 to 1912-13—continued.

ARTICLES, AND COUNTRIES WHENCE IMPORTED.	Quantities.					Value.				
	1908-1909.	1909-1910.	1910-1911.	1911-1912.	1912-1913.	1908-1909.	1909-1910.	1910-1911.	1911-1912.	1912-1913.
II.—ARTICLES WHOLLY OR MAINLY MANUFACTURED—continued.										
P.—MISCELLANEOUS—continued.										
18. Perfumery (not being perfumed spirits)—continued.										
Germany Value.	505	834	609
Belgium "	83
Other Foreign Countries "	301	69	105	220	125
Turkey in Asia "	178
Italy "	150
Total Foreign Countries ... Value.	2,859	3,519	4,279	7,106	5,898
Total British Empire and Foreign Countries ... Value.	3,460	4,249	4,623	8,348	6,155
19. Pitch, Tar and Dammer—										
United Kingdom ... Cwt.	294	830	281	259	99	182	92	75
Other British Possessions ... "	20	213	10	59
Total British Empire ... Cwt.	294	830	301	213	259	99	182	102	59	75
Other Foreign Countries ... Cwt.	102	56	66½	49	44	35	54	40	51	29
Total Foreign Countries ... Cwt.	102	56	66½	49	44	35	54	40	51	29
Total British Empire and Foreign Countries ... Cwt.	396	886	367½	262	303	134	236	142	110	104
20. Polishes—										
(a) Polishes and composition for application to leather—										
United Kingdom ... Value.	122
Other British Possessions ... "	49
Total British Empire ... Cwt.	171
(b) Polishes and composition for application to metals, etc.—										
Other British Possessions. Value.	62
Total British Empire ... Value.	62
Other Foreign Countries. Value.	14
Total Foreign Countries ... Value.	14
Total British Empire and Foreign Countries ... Value.	76
21. Printing and Lithographing Materials (excluding paper)—										
(b) Other Materials—										
United Kingdom ... Value.	235	90
Other British Possessions ... "	16	3	85
Total British Empire ... Value.	241	93	85
Other Foreign Countries. Value.	4	17
Total Foreign Countries ... Value.	4	17
Total British Empire and Foreign Countries ... Value.	245	110	85
22. Ships, parts of (including Launches and Boats)—										
United Kingdom ... Value.	102	436	481
India—Malabar Coast ... "	703	350
" Cutch "	77	163	1,378
Other British Possessions ... "	45	30	16	19	21
Total British Empire ... Value.	122	193	821	805	1,880
Arabian Gulf Ports ... Value.	166	517	356	302
Other Foreign Countries ... "	37	84	59	127	53
Total Foreign Countries ... Value.	203	84	576	483	355
Total British Empire and Foreign Countries ... Value.	325	277	1,397	1,288	2,235

No. 7—continued.

GENERAL IMPORTS IN THE YEARS 1908-09 TO 1912-13—continued.
Quantities and Value of Principal and Other Articles, Imported into the Port of Aden,
in each Official Year, from 1908-09 to 1912-13—continued.

ARTICLES, AND COUNTRIES WHENCE IMPORTED.	Quantities.					Value.				
	1908-1909.	1909-1910.	1910-1911.	1911-1912.	1912-1913.	1908-1909.	1909-1910.	1910-1911.	1911-1912.	1912-1913.
III.—ARTICLES WHOLLY OR MAINLY MANUFACTURED— continued.						£	£	£	£	£
P.—MISCELLANEOUS—continued.										
23. Smoker's requisites (ex- cluding tobacco)—										
Gulf of Cutch Value.	955
Other British Possessions	105
Total British Empire ... Value.	1,060
Japan Value.	247
Other Foreign Countries...	23
Total Foreign Countries ... Value.	270
Total British Empire and Foreign Countries ... Value.	1,330
24. Soap—										
(a) Household and laundry soap in bars or tablets—										
United Kingdom ... Cwt.	363	453
Other British Possessions	46	80
Total British Empire ... Cwt.	409	533
Austria Cwt.	101	123
France	11,579	13,918
Egypt	400	533
Other Foreign Countries.	58½	68
Total Foreign Countries ... Cwt.	12,138½	14,642
Total British Empire and Foreign Countries ... Cwt.	12,547½	15,175
(b) Toilet soap—										
United Kingdom ... Cwt.	70	236
Other British Possessions	10	63
Total British Empire ... Cwt.	80	299
Austria Cwt.	25	118
Other Foreign Countries.	40	121
Total Foreign Countries ... Cwt.	65	239
Total British Empire and Foreign Countries ... Cwt.	145	533
(c) Other sorts—										
United Kingdom ... Cwt.	535	446	455	470	708	812	615	693
India—Bombay	142	91
Other British Possessions ..	20	39	17	42	15	43	57	30	86	25
Total British Empire ... Cwt.	555	485	614	512	15	751	869	736	779	25
Mossowah Cwt.	93	89
France	6,415	7,660	8,304	9,598	7,086	8,901	10,389	12,378
Italy	34	73
Egypt, etc.	101	135
Germany	36	88
Austria	35	129	68	152
Other Foreign Countries. ..	100	21½	61½	29	88	45	104	65
Total Foreign Countries ... Cwt.	6,515	7,818½	8,493½	9,790	7,174	9,169	10,650	12,668
Total British Empire and Foreign Countries ... Cwt.	7,070	8,303½	9,107½	10,302	15	7,925	10,038	11,386	13,447	25
25. Starch and Farina—										
Other British Possessions... Value.	16	18
Total British Empire ... Value.	16	18
United States Cwt.	1,861	1,435
Austria	4,454	3,456
Belgium	95	100
Holland	218	143
Other Foreign Countries	88½	95
Total Foreign Countries ... Cwt.	6,716½	5,229
Total British Empire and Foreign Countries ... Cwt.	6,732½	5,247

SEA-BORNE TRADE.

GENERAL IMPORTS.
YEARS 1908-09 TO 1912-13.

No. 7—continued.

GENERAL IMPORTS IN THE YEARS 1908-09 TO 1912-13—continued.
Quantities and Value of Principal and Other Articles, Imported into the Port of Aden,
in each Official year, from 1908-09 to 1912-13—continued.

ARTICLES AND COUNTRIES WHENCE IMPORTED.	Quantities.					Value.				
	1908-1909.	1909-1910.	1910-1911.	1911-1912.	1912-1913.	1908-1909.	1909-1910.	1910-1911.	1911-1912.	1912-1913.
III.—ARTICLES WHOLLY OR MAINLY MANUFACTURED—continued.										
P.—MISCELLANEOUS—continued.										
26. Sticks and whips—										
United Kingdom ... Cwt.	81	68	68
Other British Possessions...	42	59	136	103
Bombay	101
Total, British Empire ... Cwt.	42	140	204	103	169
Other Foreign Countries... Cwt.	31	7	32	30	111
Total, Foreign Countries . Cwt.	31	7	32	30	111
Total, British Empire and Foreign Countries ... Cwt.	73	147	236	133	280
27. Stone and Marble—articles of—										
Other British Possessions . Cwt.	110	101
Total, British Empire ... Cwt.	110	101
Germany Cwt.	75	70
Mokha	353	182
Other Foreign Countries...	55½	52
Total, Foreign Countries... Cwt.	483½	311
Total, British Empire and Foreign Countries ... Cwt.	593½	412
29. Toilet requisites (not specified elsewhere—										
United Kingdom Value.	227
Bombay	226
Total, British Empire ... Value.	453
Persia Value.	117
Egypt	424
Other Foreign Countries...	174
Total, Foreign Countries... Value.	715
Total, British Empire and Foreign Countries ... Value.	1,163
30. Toys and requisites for games and sports, including fishing tackle—										
(a) Toys—										
United Kingdom ... Value.	279
Bombay	103
Other British Possessions.	34
Total, British Empire ... Value.	416
Japan Value.	74
Germany	99
Other Foreign Countries.	64
Total, Foreign Countries. Value.	225
Total, British Empire and Foreign Countries ... Value.	641
(b) Requisites for games and sports (excluding fire-arms, etc.)—										
(i) Playing cards—										
Austria Value.	140
France	99
Other Foreign Countries	46
Total, Foreign Countries ... Value.	276
Total, British Empire and Foreign Countries ... Value.	276

GENERAL IMPORTS.

YEARS 1908-09 TO 1912-13.

No. 7—continued.

GENERAL IMPORTS IN THE YEARS 1908-09 TO 1912-13—continued.

Quantities and Value of Principal and Other Articles, Imported into the Port of Aden,
in each Official Year, from 1908-09 to 1912-13—continued.

ARTICLES AND COUNTRIES WHENCE IMPORTED.	Quantities.					Value.				
	1908-1909.	1909-1910.	1910-1911.	1911-1912.	1912-1913.	1908-1909.	1909-1910.	1910-1911.	1911-1912.	1912-1913.
III.—ARTICLES WHOLLY OR MAINLY MANUFACTURED— <i>con- tinued.</i>						£	£	£	£	£
P.—MISCELLANEOUS— <i>continued.</i>										
30. Toys and requisites for games and sports, <i>including</i> fishing tackle— <i>continued</i>										
(b) Requisites for games and sports, (<i>excluding</i> fire-arms, etc.)— <i>continued.</i>										
(ii) Other sorts—										
United Kingdom ... Value.	474	547	614	528	539
India—Bombay ... "	109	282	221	294	111
Other British Posses- sions ... "	15	105	97	5	2
Total, British Empire. Value.	598	934	932	827	652
Austria ... Value.	88	203	113
Other Foreign Coun- tries ... "	45	52	136	137	37
Total, Foreign Coun- tries ... Value.	45	140	339	250	37
Total, British Empire and Foreign Coun- tries ... Value.	643	1,074	1,271	1,077	689
31. Umbrellas and Umbrella fittings—										
(a) Umbrellas, complete, <i>including</i> parasols and sunshades—										
India—Bombay ... No.	2,163	3,432	3,546	13,833	5,295	196	230	261	487	342
Other British Posses- sions ... "	162	12	12	24	665	8	1	2	2	35
Total, British Empire.. No.	2,325	3,444	3,558	13,857	5,960	204	231	263	489	377
Austria ... No.	825	1,800	8,828	2,100	1,836	77	125	550	140	123
Greece ... "	1,200	3,454	1,500	3,900	5,444	107	251	103	265	369
Other Foreign Countries. "	540	984	680	906	900	35	68	50	61	59
Total, Foreign Countries. No.	2,565	6,238	11,008	6,906	8,180	219	444	706	466	551
Total, British Empire and Foreign Countries. No.	4,890	9,682	14,566	20,763	14,140	423	675	969	955	923
Total, British Empire and Foreign Countries. Value.	8,655	5,685	4,590	6,442	4,768
Total, Articles Wholly or Mainly Manufactured. Value.	811,169	746,309	866,264	959,943	1,250,628
IV.—MISCELLANEOUS AND UNCLASSIFIED—										
1. Animals, living—										
(a) Horses—										
Somaliland ... No.	21	59	38	122	340	340
India—Bombay ... "	3	4	3	5	3	153	99	120	440	93
Other British Possessions. "	1	1	2	4	5	20	13	27
Total, British Empire ... No.	25	64	5	9	41	280	459	133	467	433
D'Jabouti and Obokh ... No.	38	69	61	181	84	231	466	385	1,191	672
Independent Somaliland Ports ... "	15	25	105	230
Hodiedah ... "	11	85
Arabian Gulf Ports ... "	6	160
Other Foreign Countries ... "	13	6	12	2	6	150	89	143	107	107
Dunkali Coast ... "	18	119
Egypt ... "	3	91
Total, Foreign Countries... No.	51	86	79	216	118	431	640	688	1,522	1,100
Total, British Empire and Foreign Countries ... No.	76	150	84	225	159	711	1,099	821	1,989	1,533
(b) Other kinds—										
Somaliland ... No.	83,753	68,414	75,687	73,031	83,448	43,621	39,065	43,926	37,856	45,416
Other British Possessions ... "	97	94	1	135	151	63	27	60	48	68
Zanzibar ... "	5	73
Total, British Empire ... No.	83,850	68,508	75,688	73,166	83,604	43,684	39,092	43,986	37,904	45,557

No. 7—continued.

GENERAL IMPORTS IN THE YEARS 1903-09 TO 1912-13—continued.

Quantities and Value of Principal and Other Articles, imported into the Port of Aden,
in each Official Year, from 1908-09 to 1912-13—continued.

ARTICLES AND COUNTRIES WHENCE IMPORTED.	Quantities.					Value.				
	1908-1909	1909-1910	1910-1911	1911-1912	1912-1913.	1908-1909.	1909-1910.	1910-1911.	1911-1912.	1912-1913.
IV.—MISCELLANEOUS AND UN- CLASSIFIED—continued.						£	£	£	£	£
1. Animals, living—continued.										
(b) Other kinds—continued.										
Independent Somali Ports. No.	6,453	7,925	8,666	12,062	5,746	3,358	4,199	4,535	5,707	2,831
Hodeidah	36	72
Abyssinia including Mos- sowah	196	182
D'Jibouti and Obokh	523	202	691	346	1,895	960	1,667	986
Dunkali Coast	115	77	36	61	87	510	145	200
Terkey in Asia	615	4	2,532	93
Other Foreign Countries	207	114	180	95	71	93	134	152	78	81
Total, Foreign Countries . No.	76,222	8,639	9,048	12,888	6,224	6,324	6,738	5,647	7,690	4,098
Total, British Empire and Foreign Countries ... No.	91,472	77,147	84,736	86,054	89,828	50,008	45,830	49,633	45,594	49,655
Total of Animals living ... No.	91,548	77,297	84,820	86,279	89,987	50,719	46,929	50,454	47,583	51,188
2. Art. works (of other than pictures)—										
United Kingdom No.	268	780	84
India—Bombay	89	80	69
Other British Possessions	126	42	3	7
Total, British Empire ... No.	126	399	863	160
Austria No.	670	74
Japan	87	167	82	185
Other Foreign Countries	147	80	70	100
Italy	18
Total, Foreign Countries ... No.	904	247	152	377
Total, British Empire and Foreign Countries ... No.	1,030	646	1,015	537
3. Books, printed, and Printed matter (not being stationery), including maps and charts—										
United Kingdom Cwt.	47	47	62	52	60	285	305	257	356	304
India—Bombay	86	130	188	309	268	633	774	1,019	1,553	1,408
Other British Possessions	5½	10	19	7½	13	22	56	58	24	77
Total, British Empire ... Cwt.	138½	187	269	368½	341	940	1,135	1,364	1,933	1,789
D'Jibouti Cwt.	11	81
Austria	29	30	43	23	150	148	200	134
Germany	8	8	85	86
Italy	16	13	21	33	113	79	349	338
Egypt, &c.	27	5½	55	53	89	207	366	442	426	753
Jeddah	20	17	32½	89	111	100	220	320
Turkey in Asia	15	15	125	84
Other Foreign Countries	24	19½	14½	24½	23½	148	132	92	137	133
Total, Foreign Countries ... Cwt.	79	114½	152½	185½	272½	551	761	1,072	1,413	1,762
Total, British Empire and Foreign Countries ... Cwt.	217½	301½	421½	553½	613½	1,491	1,896	2,436	3,346	3,551
4. Coral—										
Other Foreign Countries ... Lbs.	655	71
Total, Foreign Countries ... Lbs.	655	71
5. Feathers—										
United Kingdom Lbs.	158	112	267	250
Somaliland	3,031	1,872	1,804	1,340	775	4,298	2,609	2,440	1,916	1,044
Zanzibar and Pemba	28	93
Other British Possessions	140	175	55	33	103	37
Suakin and Port Sudan	479	395
Total, British Empire ... Lbs.	3,199	2,509	1,979	1,507	775	4,424	3,271	2,543	2,203	1,044
Abyssinia—Mossowah ... Lbs.	239	133	156	193	117	96
Dunkali Coast	194	136
Independent Somali Ports	307	889	755	814	809	505	1,091	863	957	842
Italian East Africa	207	432	210	446	293	324	683	363	663	221
Egypt, etc.	464	460
Austria	43	23	64	55	207	83	92	83
France	595	135
D'Jibouti and Obokh	337	225	159	330	131	486	247	160	181	125
Other Foreign Countries	17	132	291	234	65	19	88	108	86	74
Total, Foreign Countries ... Lbs.	2,164	1,917	1,571	1,888	1,419	2,271	2,302	1,694	1,979	1,441
Total, British Empire and Foreign Countries ... Lbs.	5,363	4,426	3,550	3,395	2,194	6,695	5,573	4,237	4,182	2,485

YEARS 1908-09 TO 1912-13.

No. 7—continued.

GENERAL IMPORTS IN THE YEARS 1908-09 TO 1912-13—continued.

Quantities and Value of Principal and Other Articles, imported into the Port of Aden,
in each Official Year, from 1908-09 to 1912-13—continued.

ARTICLES AND COUNTRIES WHENCE IMPORTED.	Quantities.					Value.				
	1908-1909.	1909-1910.	1910-1911.	1911-1912.	1912-1913.	1908-1909.	1909-1910.	1910-1911.	1911-1912.	1912-1913.
IV.—MISCELLANEOUS AND UN-CLASSIFIED—continued.						£	£	£	£	£
6. Fodder, Bran and cattle-food (excluding oil-cake)—										
Zanzibar and Pemba ... Cwt.	910	1,359	1,004	205	339	206
India—Bombay	5,098	7,559	6,670	9,339	12,283	1,797	2,241	1,748	2,196	3,599
" Karachi	4,201	751	1,803	500	1,500	1,428	260	317	153	396
" Calcutta	970	1,012	2,963	1,911	353	33	794	537
" Other British Possessions	419	21	418	57	7	52
Total, British Empire ... Cwt.	10,688	10,253	12,295	11,261	15,694	3,635	3,046	3,198	3,007	4,532
Other Foreign Countries ... Cwt.	434	180	387	368	82	101	45	84	75	16
Total, Foreign Countries ... Cwt.	434	180	387	368	82	101	45	84	75	16
Total, British Empire and Foreign Countries ... Cwt.	11,122	10,433	12,682	11,629	15,776	3,736	3,091	3,282	3,082	4,548
7. Manures—										
(b) Bones—										
Somaliland Tons.	73	30½	110	135	144	170	127	141
Total, British Empire ... Tons.	73	30½	110	135	144	170	127	141
Mocha Tons.	23	69
Other Foreign Countries...	2¼	2¼	30½	6	15	73
Total, Foreign Countries... Tons.	25¼	2¼	30½	75	15	73
Total, British Empire and Foreign Countries ... Tons.	73	55¼	112¼	165½	144	245	142	214
(c) Fish manures and guano—										
Other British Possessions... Tons.	6	19
Total, British Empire ... Tons.	6	19
Independent Somali Ports. Tons.	135	469
Arabian Gulf Ports	99	55	329	76
Other Foreign Countries	74	15	27	77	23	64
Total, Foreign Countries .. Tons.	209	114	82	546	352	140
Total, British Empire and Foreign Countries ... Tons.	209	120	82	546	371	140
8. Oil-cakes—										
Zanzibar, &c. Cwt.	1,483	458
Total, British Empire ... Cwt.	1,483	458
Other Foreign Countries ... Cwt.	32	10
Total ... Cwt.	32	10
Total, Foreign Countries... Cwt.	1,515	468
10. Precious stones and pearls, unset—										
India—Bombay Value.	1,333	687	1,000
Somaliland	311	818	1,200	354	309
Other British Possessions	10
Total, British Empire ... Value.	1,644	818	1,897	964	1,309
Arabian Gulf Ports ... Value.	333	1,200
Abyssinia—Mossowah	5,093	12,067	16,533	19,808	15,700
Lohia	333	134	2,000	1,333
Hodeidah	200	233	207	13,667
Other Foreign Countries	14	80	60	33
Independent Somali Ports.	1,667
Total, Foreign Countries... Value.	5,640	12,714	16,800	35,841	29,900
Total, British Empire and Foreign Countries ... Value.	7,284	13,582	18,697	36,205	21,209

SEA-BORNE TRADE.

GENERAL IMPORTS.
YEAR 1908-09 TO 1912-13.

No. 7—continued.

GENERAL IMPORTS IN THE YEARS 1908-09 TO 1912-13—continued.

Quantities and Value of Principal and other Articles, Imported into the Port of Aden,
in each Official Year, from 1908-09 to 1912-13—continued.

ARTICLES AND COUNTRIES WHENCE IMPORTED.	Quantities.					Value.				
	1908-1909.	1909-1910.	1910-1911.	1911-1912.	1912-1913.	1908-1909.	1909-1910.	1910-1911.	1911-1912.	1912-1913.
IV.—MISCELLANEOUS AND UN- CLASSIFIED—continued.						£	£	£	£	£
11. Prints, Engravings, and Pictures—										
(a) Photographs and picture post- cards—										
Other British possession... Value.	38
Total, British Empire ... Value.	38
Germany Value.	103
Other Foreign Countries...	43
Total, Foreign Countries... Value.	146
Total, British and Foreign Countries Value.	184
12. Shells (chanks, sankhli, large ornamental shells, cowras, mother-of-pearl shells and oystershells—										
Suakin Cwt.	252	103	97	713	313	374
Somaliland	879	803	430	635	553	2,154	1,759	1,092	1,928	1,976
Zanzibar	60	89
Perim	43	127	140	413
Other British Possessions	1	2
Total, British Empire ... Cwt.	879	803	785 ^{7/8} ₁₁₂	865 ^{1/2}	650	2,154	1,759	2,035	2,656	2,350
Arabian Gulf ports Cwt.	300	757	1,056	793	1,700	533	1,537	2,932	2,578	5,146
Mossowah	316	1,285	290	1,456	4,623	1,869
L. hia	101	176
Hodeida
Italian East Africa	39	130
Perim
Portuguese East Africa	2	73
Dunkah Coast	39	201	46	29	102	739	132	85
Independent Somali Ports	1,200	1,390	1,812	1,821	2,751	2,243	2,696	5,433	4,876	7,155
Egypt, &c.	61	167
Island of Fursan	561	148	152	907	202	488
D'jibouti	2,399	81	34	1,047	220	84
Other Foreign Countries	12	33	27 ^{1/2}	55	19 ^{1/2}	31	72	85	115	97
Total, Foreign Countries... Cwt.	4,676	2,409	3,637 ^{1/2}	4,021	4,789 ^{1/2}	5,206	4,727	11,347	12,397	14,352
Total, British and Foreign Countries Cwt.	5,555	3,212	4,423 ^{1/2}	4,886 ^{1/2}	5,439 ^{1/2}	7,360	6,486	13,382	15,053	16,702
13. Specimens illustrative of natural science—										
Somaliland Value.	202	100	160
Other British Possessions	79	142	95	46	37
Total, British Empire ... Value.	281	142	95	146	197
Italian East Africa Value.	503	262	487	809	277
Japan	118
D'jibouti	69	140	282	462	808
Independent Somali Ports	175	128	167	278
Other Foreign Countries	73	22	1	60
Mossowah	169
Total, Foreign Countries... Value.	763	599	898	998	1,532
Total, British Empire and Foreign Countries ... Value.	1,044	741	993	1,144	1,729
14. Articles imported by post—										
United Kingdom Value.	5,820	8,072	9,963	12,345	16,253
Malta...	141
Zanzibar	258	259	75	324	960

GENERAL IMPORTS.

SEA-BORNE TRADE.

YEARS 1908-09 TO 1912-13.

No. 7—continued.

GENERAL IMPORTS IN THE YEARS 1908-09 TO 1912-13—continued.

Quantities and Value of Principal and Other Articles, Imported into the Port of Aden,
in each Official Year, from 1908-09 to 1912-13—continued.

ARTICLES AND COUNTRIES WHENCE IMPORTED.	Quantities.					Value.				
	1908-1909.	1909-1910.	1910-1911.	1911-1912.	1912-1913.	1908-1909.	1909-1910.	1910-1911.	1911-1912.	1912-1913.
IV.—MISCELLANEOUS AND UN- CLASSIFIED—continued.						£	£	£	£	£
14. Articles imported by post— continued.										
Straits Settlements ... Value.	76	142	240	314	289
Australia	77	81	183	1,662
India—Bombay	30,703	30,898	35,286	31,001	40,811
Other British Possessions	41	100	57	74	77
Total, British Empire ... Value.	37,089	39,548	45,702	44,241	60,052
France Value.	248	213	184	823	961
Italy	2,554	5,323	5,700	3,845	4,836
Spain	83	71	100	78
Egypt	1,346	1,398	1,630	2,488
China	79	153	406
Other Foreign Countries	112	142	50	76	42
Japan	112
D'jibouty	832
Mossowah	817
Portuguese East Africa	303
Madagascar	817
German East Africa...	302
Total, Foreign Countries ... Value.	2 97	7,024	7,542	6,637	11,994
Total, British Empire and Foreign Countries ... Value.	40,036	46,572	53,244	50,878	72,046
Total, Miscellaneous and Unclassified Value.	1,20,156	1,24,820	1,47,616	1,63,001	1,75,001
GRAND TOTAL, VALUE OF MERCHANDISE IMPORTED (EXCLUSIVE OF GOVERN- MENT STORES)—										
United Kingdom Value.	3,39,436	3,42,528	3,30,465	4,02,031	4,02,382
Suakin, &c.	9,998	20,220	1,166	567
Malta	1,353	252	470	114	215
Somaliland	1,99,949	2,31,097	2,39,798	2,44,632	2,60,172
Zanzibar and Pemba	18,155	32,988	22,312	22,288	26,791
Mauritius and Dependencies	2,667	2,766	2,890	3,552	5,883
Perim	658	623	794	1,912	3,926
Ceylon	1,897	2,440	2,920	2,483	2,410
Straits Settlements	28,563	23,979	34,128	22,799	45,792
Australia	113	378	173	220	1,741
India—Bombay...	5,94,032	5,97,713	6,56,577	6,94,322	8,54,113
" —Calcutta	1,19,488	1,15,268	1,24,783	2,04,006	2,01,243
" —Karachi	41,652	36,918	41,339	39,066	53,184
" —Madras	1,005	1,230	2,829	2,227	1,765
" —Madras—Other Ports...	214	362	655	335	242
" —Malabar Coast	5,618	9,123	11,680
" —Cutch	2,695	6,310	4,089	3,117	1,978
" —Burma—Other Ports...	775	718	980
Other British Possessions	7	10	25	3
Total, British Empire ... Value.	13,51,884	14,04,860	14,90,835	16,54,136	18,75,007
Australia Value.	79,183	73,094	1,59,605	63,488	2,01,395
France	14,426	16,206	16,838	19,534	24,392
Germany	15,259	15,689	13,868	13,419	16,429
Belgium	4,587	24,022	38,136	27,633	56,388
Holland	966	995	835	2,262	5,484
Italy	31,172	70,114	1,13,776	48,176	86,459
Spain	3,239	8,242	2,231	703	787
Borneo	794	2,593	9,871
Turkey in Europe	2,270	2,513	6,866	3,013	6,837
Greece	1,763	4,838	3,337	4,779	7,745
Russia	2,194	4,932	1,710	6,433	2,068
Other Countries in Europe	512	816	916	726
Abyssinia—Mossowah	61,563	1,03,105	91,194	95,032	99,440
Dankali Coast	13,327	20,661	23,156	18,505	22,077
Independent Somali Ports	63,642	57,864	68,982	84,264	78,988
Portuguese East Africa	828	3,863
Italian East Africa	44,098	69,004	77,318	75,056	78,401
German East Africa	636	2,195	3,929	1,412	1,063

No. 7—continued.

GENERAL IMPORTS IN THE YEARS 1908-09 TO 1912-13—continued.

Quantities and Value of Principal and Other Articles, Imported into the Port of Aden,
in each Official Year, from 1908-09 to 1912-13—continued.

ARTICLES AND COUNTRIES WHENCE IMPORTED.	Quantities.					Value.				
	1908-1909.	1909-1910.	1910-1911.	1911-1912.	1912-1913.	1908-1909.	1909-1910.	1910-1911.	1911-1912.	1912-1913.
GRAND TOTAL, VALUE OF MERCHANDISE IMPORTED (EXCLUSIVE OF GOVERN- MENT STORES)—						£	£	£	£	£
Northern Africa Value	616
Madagascar "	827
Egypt, &c. "	17,658	15,413	18,316	18,752	40,832
United States of America "	3,66,607	1,77,331	1,67,435	3,55,878	4,86,724
Jeddah "	6,189	3,984	7,996	7,035	17,411
Konfidah "	4,891	2,509	3,154	18,395	2,513
Gaizan "	2,217	1,787	2,233	1,515	7,778
Lohia "	11,959	4,136	4,587	8,748	2,501
Hodaidah "	1,69,106	1,72,116	1,59,793	1,91,923	1,32,398
Islands of Farsan, &c. "	3,767	1,457	760	233
Arabian Gulf Ports "	55,556	61,281	66,719	89,420	96,979
Muskat "	9,620	3,779	6,441	11,109	11,565
China "	14,438	11,605	16,830	10,669	18,247
Japan "	3,650	3,314	5,107	4,786	17,945
Java "	452	5,359	7,378	15,743	5,015
Persia "	4,015	6,023	12,162	19,985	28,203
Turkey in Asia "	54,847	69,221	35,414	38,811	69,138
Russia in Asia (Patoum) "	10,917	80
Other Countries in Asia "	94
D'jibouti "	2,99,556	4,58,433	4,16,019	3,37,135	3,27,585
Mokha "	78,086	77,203	51,274	46,503	1,84,375
Sumatra "	1,171	320	3,223
Other Foreign "	137	82	50	2)	57
Philippines "	88
Total, Foreign Countries ... Value.	14,53,378	15,51,194	16,15,296	16,42,523	20,95,877
Total, British Empire and Foreign Countries ... Value.	28,05,262	29,56,054	31,06,131	32,96,659	39,70,884
TREASURE—										
Gold—										
Zanzibar Value.	150
United Kingdom "	1,740	10,000	628
Somaliland "	202	84	145
Perim "	650	1,000	8,379	160
Other British Possession "	4
Suakin, &c. "	130
India—Bombay "	120	26,170
Total, British Empire ... Value	2,712	11,130	9,091	26,569
Dankali Ports ... Value.	98	145
Gaizan "	367
Austria "	174	100
Abyssinia—Mossowah "	4,184	7,736	3,172	3,624	3,542
Egypt, &c. "	100	10,000	10,000	20,000	120
Jeddah "	65,240	31,358	33,975	57,215	60,824
Hodaidah "	34,465	73,470	85,926	1,94,828	20,347
Mokha "	1,565	190	150	533
Arabian Gulf Ports "	7,346	1,956	3,051	1,462	2,623
Lohia "	1,190	81
D'jibouti "	5,129	7,303	1,253	10,307	6,107
Italian East Africa "	130	2,230
Italy "	340
Total, Foreign Countries... Value.	1,19,393	1,32,224	1,43,084	2,87,684	96,571
Total, British Empire and Foreign Countries ... Value.	1,22,105	1,43,354	1,43,084	2,96,775	1,23,140
Silver—										
Suakin Value.	178
United Kingdom "	93	253
Somaliland "	11,888	9,146	12,064	7,845	13,807
Zanzibar and Pemba "	1,255	2,197	2,119	1,720	642
Perim "	5,380
India—Bombay "	57,492	25,629	20,513	3,291	34,297
Other British Possession "	21	28
Total, British Empire ... Value.	70,728	36,693	34,696	18,489	48,952

GENERAL IMPORTS.

SEA-BORNE TRADE.

YEARS 1908-09 TO 1912-13.

No. 7—concluded.

GENERAL IMPORTS IN THE YEARS 1908-09 TO 1912-13—concluded.

Quantities and Value of Principal and Other Articles, Imported into the Port of Aden,
in each Official Year, from 1908-09 to 1912-13—concluded.

ARTICLES AND COUNTRIES WHENCE IMPORTED.	Quantities.					Value.				
	1908-1909.	1909-1910.	1910-1911.	1911-1912.	1912-1913.	1908-1909.	1909-1910.	1910-1911.	1911-1912.	1912-1913.
TREASURE—continued.						£	£	£	£	£
Silver—continued.										
Germany Value.	94
Konfideh "	294
Turkey in Asia "	82	454
D'jibouti "	22,346	5,631	25,638	94,805	1,27,422
Muskat "	1,833	437	1,243	2,063
Arabia Gulf Ports "	22,958	9,898	9,291	11,082	22,260
Mokha "	5,024	7,097	9,296	14,611	11,464
Hodaidah "	7,086	8,250	7,250	322	2,574
Islands of Fursan "	87	134
Austria "	2,12,993	2,94,675	1,93,815	3,70,443	62,222
Abyssinia—Mossowah "	1,125	4,933	5,670	5,867
Dankali Coast "	68	624	1,927	276	126
Independent Somali Ports "	377	81	1,453	69	696
Italian East Africa "	658	583	1,787
Egypt, &c. "	886	67	198
Madagascar "	100	72
Jeddah "	7,028	9,917	5,397	866	1,257
Ga'zan "	167	189	126
Lobia "	176	21
Other Foreign Countries "	78	33
Persia "	98
Total, Foreign Countries... Value.	2,82,291	3,37,765	2,60,644	4,99,336	2,38,144
Total, British Empire and Foreign Countries ... Value	3,53,019	3,74,753	2,95,340	5,17,325	2,87,096
Total, Value of Private Treasure Value.	4,75,724	5,18,112	4,38,424	8,14,600	4,10,236
Total, Value of Private Merchandise Value.	28,05,262	29,56,054	31,06,131	32,96,659	39,70,384
Grand Total, Private Merchandise and Treasure. Value	32,80,386	34,74,166	35,44,555	41,11,259	43,81,120

No. 8.

Quantities and Value of Principal and Other Articles, Exported from the Port of Aden, in each Official Year, from 1908-1909 to 1912-1913.

ARTICLES, AND COUNTRIES TO WHICH EXPORTED.	Quantities.					Value.				
	1908-1909.	1909-1910.	1910-1911.	1911-1912.	1912-1913.	1908-1909.	1909-1910.	1910-1911.	1911-1912.	1912-1913.
I.—FOOD, DRINK AND TOBACCO—										
A. FISH (EXCLUDING CANNED FISH)—						£	£	£	£	£
1. Fish, dry, unsalted—										
Somaliland Lbs.	86,624	275
Zanzibar "	45,920	22,624	30,912	307	161
Straits Settlements ... "	32,368	37,408	21,614	255	671
Ceylon "	57,232	25,760	152,448	199	153	1,706
Bombay "	31,649	244,048	137	1,236
Other British Possessions... "	28,336	3,136	2,350	3,010	117	13	15	12
Total British Empire ... Lbs.	60,704	123,088	103,852	60,410	527,408	372	1,266	550	302	3,103
Reunion Lbs.	30,627	118
Djibouti and Obokh ... "	10,192	85
Arabian Gulf Ports ... "	29,640	125
Other Foreign Countries... "	9,240	1,563	10,528	14,336	8,516	35	9	62	89	42
Total Foreign Countries... Lbs.	39,867	1,568	10,528	14,336	48,388	153	9	62	89	252
Total British Empire and Foreign Countries ... Lbs.	100,571	124,656	114,380	74,746	575,796	525	1,275	612	391	3,355
2. Fish, dry, salted—										
Somaliland... .. Lbs.	53,256	196,504	225,624	270	1,273	1,426
Zanzibar "	86,576	124,310	623	691
Straits Settlements ... "	76,664	160,496	579	792
Ceylon "	77,336	87,696	291,872	256,592	426	497	2,824	1,450
Mauritius, etc. "	27,104	29,484	28,448	176	195	92
India—Bombay "	21,192	49,368	29,456	57,288	87,808	167	568	232	211	449
Other British Possessions ... "	23,154	6,412	4,368	3,752	896	154	42	33	21	4
Total British Empire... Lbs.	177,296	380,188	345,128	608,020	498,064	1,150	2,451	2,211	4,677	2,686
Arabian Gulf Ports ... Lbs.	55,799	36,344	28,728	28,228	404	192	132	142
Reunion "	4,258	33,712	68	203
Egypt "	14,893	100
Djibouti and Obokh ... "	11,536	47
Other Foreign Countries ... "	9,128	8,064	24,766	40,712	83,040	£2	38	116	170	159
Total Foreign Countries ... Lbs.	69,185	59,304	87,206	68,910	41,576	524	330	451	312	206
Total British Empire and Foreign Countries ... Lbs.	246,481	439,492	432,334	676,960	542,640	1,674	2,781	2,662	4,989	2,892
3. Fishmaws and Sharkfins—										
Straits Settlements ... Lbs.	12,824	29,288	66	160
Zanzibar "	17,108	11,200	397	133
Ceylon "	5,936	67
India—Bombay "	459,088	448,224	452,424	641,900	275,296	8,521	7,165	8,113	6,446	3,503
Other British Possessions... "	3,304	4,704	560	54	43	6
Total British Empire ... Lbs.	489,020	462,728	481,712	646,604	281,792	8,984	7,352	8,273	6,489	3,576
China Lbs.	40,824	16,210	2,323	1,066
Tonquin "	6,160	110
Other Foreign Countries ... "	952	1,120	3,804	2,156	4,256	6	7	42	19	39
Total Foreign Countries ... Lbs.	952	1,120	44,688	24,556	4,256	6	7	2,365	1,195	39
Total British Empire and Foreign Countries ... Lbs.	489,972	463,848	526,400	671,160	286,048	8,990	7,359	10,638	7,684	3,615
B. FRUITS AND VEGETABLES—										
1. Fresh Fruits and Vegetables—										
(a) Fresh Fruits—										
(i) Cocoanuts—										
Other British Possessions ... Nos.	1,734	1,254	968	524	736	5	6	7	3	11
Total British Empire ... Nos.	1,734	1,254	968	524	736	5	6	7	3	11
Hodaidah Nos.	49,919	24,645	229	128
Jeddah... .. "	30,970	104
Other Foreign Countries... "	22,610	25,335	12,200	4,847	4,400	97	104	71	26	26
Total Foreign Countries... Nos.	103,499	25,335	12,200	29,492	4,400	430	104	71	154	26
Total British Empire and Foreign Countries ... Nos.	105,233	23,589	13,168	30,016	5,136	435	110	78	157	37

No. 8—continued.

Quantities and Value of Principal and Other Articles, Exported from the Port of Aden, in each Official Year, from 1908-1909 to 1912-1913—continued.

ARTICLES, AND COUNTRIES TO WHICH EXPORTED.	Quantities.					Value.				
	1908-1909.	1909-1910.	1910-1911.	1911-1912.	1912-1913.	1908-1909.	1909-1910.	1910-1911.	1911-1912.	1912-1913.
I.—FOOD, DRINK, AND TOBACCO —continued.						£	£	£	£	£
B. FRUITS AND VEGETABLES—contd.										
1. Fresh Fruits and Vegetables —continued.										
(a) Fresh Fruits—continued.										
(i) Others—										
Perim Value.	97
Other British Posses- sions Value.	92	91	100	74	72
Total British Empire ... Value.	92	91	100	74	169
Djibouti and Obokh... Value	81	95
Hodaidah Value.	95	78
Mossowah Value.	95	167	177
Other Foreign Coun- tries Value.	118	102	155	86	50
Total Foreign Countries ... Value	118	292	155	334	400
Total British Empire and Foreign Countries Value.	210	383	255	408	569
(b) Fresh Vegetables of all kinds—										
Somaliland Value.	857	1,012	500	522	654
Zanzibar Value.	201	189	706	433	490
Perim Value.	240	230	186	350	627
India—Bombay Value.	222
Other British Possessions	44	23	52	21	45
Total British Empire ... Value.	1,343	1,454	1,666	1,306	1,816
Mokha Value.	130	110
Madagascar Value.	67
Hodaidah Value.	86	72	101	210	94
Italian East Africa	79	95	182	263	270
Djibouti and Obokh	271	507	231	301	356
Egypt Value.	93	250	99
Mossowah Value.	138	102
Arabian Gulf Ports	74	108	78
Dunkali Coast Value.	91
German East Africa	332
Other Foreign Countries, Value.	163	266	161	109	243
Total Foreign Countries ... Value	599	833	1,204	1,413	1,483
Total British Empire and Foreign Countries Value.	1,942	2,287	2,870	2,719	3,299
2. Fruits and Vegetables: dried, salted, or preserved, all sorts—										
Somaliland Cwt.	8,645	57,851	21,589	22,836	36,824	21,019	21,421	8,662	9,781	17,097
Zanzibar Cwt.	805	384	423	464	1,093	428	208	316	218	647
Perim Cwt.	361	315	318	433	547	230	217	175	271	411
Straits Settlements	195	98
Suakin and Port Sudan	7,532	707	3,141	1,008	3,121	326	1,515	412
Ceylon Cwt.	42	25	112	79
India—Bombay Cwt.
Other British Possessions... ..	176	277	238	218	165	123	265	177	207	190
Total British Empire ... Cwt	10,182	66,403	23,275	27,092	39,667	21,898	25,344	9,656	11,992	18,646
Mossowah Cwt.	2,001	4,279	4,602	9,153	9,702	1,034	1,998	2,017	4,057	4,660
Dunkali Coast Cwt.	1,699	1,977	1,833	1,717	2,616	684	740	700	74	1,216
Independent Somali Ports . ..	10,523	8,489	10,900	12,516	15,655	3,587	2,935	3,502	4,716	7,173
Italian East Africa	616	643	598	751	1,133	365	445	507	407	642
Egypt, etc... .. Cwt.	5,659	137	138	2,311	147	211
Confidah Cwt.	527	814	745	38	189	321	362	87
Gaizan Cwt.	387	737	1,344	2,882	6,910	154	294	604	1,254	3,428
Lohia Cwt.	2,559	740	1,346	1,829	1,680	1,068	325	732	859	866
Hodaidah Cwt.	9,139	18,563	10,279	17,388	25,096	5,023	7,273	4,412	7,372	13,380
Farsan, etc. Cwt.	1,539	2,423	437	1,443	1,314	556	1,012	184	605	905
Mokha Cwt.	9,183	9,085	3,109	5,018	26,520	13,799	3,555	1,172	2,850	12,721
Java Cwt.	1,271	132	88	535	94	76
Jeddah Cwt.	346	314	177	215
Djibouti and Obokh	5,976	4,590	7,529	7,754	9,443	2,586	2,134	3,255	3,717	4,912
Arabian Gulf Ports	77	2,249	1,261	1,096	1,502	83	910	443	457	715
Mnskat Cwt.	94	265	540	85	99	234
Turkey in Asia Cwt.	125	303	69	221
Persia Cwt.	650	425
Other Foreign Countries	394	515	462	475	247	268	495	422	403	163
Total Foreign Countries ... Cwt.	51,660	56,116	43,703	63,036	103,565	22,494	22,700	17,952	28,078	52,085
Total British Empire and Foreign Countries Cwt.	61,842	122,519	66,975	90,128	143,232	44,392	48,044	27,608	40,071	70,731

No. 8—continued.

Quantities and Value of Principal and Other Articles, Exported from the Port of Aden, in each Official Year, from 1908-1909 to 1912-1913—continued.

ARTICLES, AND COUNTRIES TO WHICH EXPORTED.	Quantities.					Value.				
	1908-1909.	1909-1910.	1910-1911.	1911-1912.	1912-1913.	1908-1909.	1909-1910.	1910-1911.	1911-1912.	1912-1913.
I.—FOOD, DRINK AND TOBACCO <i>—continued.</i>						£	£	£	£	£
C.—GRAIN, PULSE AND FLOUR—										
1. Barley—										
United Kingdom ... Cwt.	1,323	400
Perim	2,418	911
Zanzibar	1,829	638
Other British Possessions	6	3	128	30	3	2	44	10
Total British Empire ... Cwt.	6	3	128	5,600	3	2	44	1,959
Djibouti and Obokh ... Cwt.	618	861	3,503	2,791	6,228	184	250	920	890	2,263
Other Foreign Countries	93	88	23	48	45	32	33	11	19	20
Total Foreign Countries	711	949	3,526	2,839	6,273	216	283	931	909	2,283
Total British Empire and Foreign Countries Cwt.	717	952	3,526	2,967	11,873	219	285	931	953	4,242
2.—Gram—										
Somaliland Cwt.	5,286	2,243	664	778	1,608	1,667	1,037	160	229	843
Other British Possessions	14	2	8	19	9	1	3	8
Total British Empire ... Cwt.	5,286	2,257	666	786	1,627	1,667	1,006	161	232	851
Madagascar Cwt.	200	100
Hodaidah	359	584	239	252	194	269	91	100
Reunion	1,000	1,874	3,352	2,456	636	883	821	1,784	1,061	285
Djibouti and Obokh	1,235	1,068	1,250	1,307	2,095	698	445	557	503	943
Arabian Gulf Ports	185	90
Gaizan	230	111
Other Foreign Countries	123	88	109	80	340	72	45	45	37	171
Total Foreign Countries ... Cwt.	3,817	3,614	4,950	4,280	3,301	1,947	1,580	2,477	1,796	1,515
Total British Empire and Foreign Countries Cwt.	9,103	5,871	5,616	5,066	4,928	3,614	2,676	2,638	2,028	2,366
3. Jawar and Bajra—										
Somaliland Cwt.	67,152	31,389	36,659	42,130	28,172	25,095	10,079	10,467	14,531	12,088
Zanzibar	314	289	121	101
Perim	1,752	1,644	1,637	1,899	4,156	523	480	460	564	1,630
Bombay	300	120
Suakin and Port Sudan	4,226	1,712
Other British Possessions	46	103	1	25	40	1
Total British Empire	69,218	33,079	38,296	44,421	36,855	25,742	10,584	10,927	15,239	15,551
Mossowah	2,534	3,543	831	1,546
Dunkali Coast	2,460	10,972	7,074	6,806	15,607	767	3,352	1,911	2,360	6,385
Independent Somali Ports	21,908	15,910	23,915	20,155	10,091	6,297	4,472	5,854	5,949	3,311
Jeddah	892	210	910	443	78	247
Confidah	312	98
Hodaidah	318	988	1,909	113	279	827
Mokha, etc.	1,522	551	17,866	485	209	5,998
Arabian Gulf Ports	51,633	32,367	53,763	42,310	49,966	17,694	10,096	14,346	12,828	18,510
Muskat	1,071	1,494	4,257	2,530	2,843	316	396	1,031	734	937
Djibouti and Obokh	9,419	11,212	36,470	37,014	45,032	3,245	5,202	10,003	11,387	19,445
Italian East Africa	12,450	30,819	3,039	3,540	9,294	984
Gaizan	285	98
Other Foreign Countries	315	588	374	204	363	122	205	104	63	139
Lohia	1,538	548
Total Foreign Countries... Cwt.	89,750	73,304	140,201	142,372	152,137	29,580	24,010	37,315	43,446	58,728
Total British Empire and Foreign Countries Cwt.	158,968	106,383	178,497	186,793	188,992	55,322	34,594	48,242	58,685	74,279
4. Pulse—										
Somaliland... .. Cwt.	162	205	467	96	94	307
Other British Possessions	78	106	134	104	59	33	67	71	71	32
Total British Empire... Cwt.	240	311	134	104	526	129	161	71	71	339
Reunion Cwt.	2,305	2,811	3,673	1,163	1,064	1,303	1,278	1,987	518	486
Madagascar... ..	346	203	207	172	93	110
Jeddah	750	750	400	367
Djibouti and Obokh	1,861	1,176	2,112	2,402	1,247	836	550	963	1,204	608
Arabian Gulf Ports	172	104
Gaizan	120	67
Other Foreign Countries	349	171	294	327	336	217	96	154	163	171
Total Foreign Countries ... Cwt.	5,611	5,030	6,079	4,095	2,974	2,928	2,395	3,104	1,973	1,502
Total British Empire and Foreign Countries Cwt.	5,851	5,391	6,213	4,199	3,500	3,057	2,556	3,175	2,049	1,841

YEARS 1908-09 TO 1912-13.

No. 8—continued.

Quantities and Value of Principal and Other Articles, Exported from the Port of Aden, in each Official Year, from 1908-1909 to 1912-1913—continued.

ARTICLES, AND COUNTRIES TO WHICH EXPORTED.	Quantities.					Value.				
	1908-1909.	1909-1910.	1910-1911.	1911-1912.	1912-1913.	1908-1909.	1909-1910.	1910-1911.	1911-1912.	1912-1913.
I.—FOOD, DRINK AND TOBACCO										
<i>—continued.</i>										
C. GRAIN, PULSE AND FLOUR—contd.										
5. Rice not in the husk—										
Somaliland Cwt.	75,734	132,375	152,662	167,896	154,072	38,572	56,510	63,979	75,560	76,275
Zanzibar "	724	282	381	2,226	657	346	186	162	1,027	361
Mauritius "	1,115	507
Perim "	1,125	200	873	1,412	5,217	656	108	421	726	2,759
Suakin and Port Soudan "	1,863	906
Other British Possessions "	19	15	107	72	92	10	7	49	36	52
Total British Empire ... Cwt.	77,602	133,987	155,886	171,606	160,038	39,584	57,268	65,517	77,349	79,447
Turkey in Asia Cwt.	152	81
Mozambique "	217	248	114	130
North Africa, Morocco, etc. .. "	1,955	987
Mossowah "	1,799	1,884	1,465	4,762	1,958	977	894	768	2,222	1,021
Dunkali Coast "	1,622	2,146	2,549	3,711	4,228	851	977	1,103	1,725	2,127
Independent Somali Ports. .. "	64,475	86,098	104,211	98,009	103,450	24,643	28,975	40,056	36,486	42,511
Italian East Africa "	4,656	1,568	4,823	11,063	5,592	2,606	740	2,131	5,179	2,822
Egypt, etc. "	552	335
Confidah "	1,008	536	450	1,004	529	231	185	474
Gaizan "	387	599	1,510	1,921	11,928	208	721	703	855	6,112
Lohia "	1,968	950	1,241	918	500	1,087	445	560	429	269
Hodaidah "	14,789	7,244	8,291	12,732	7,167	8,809	3,528	3,663	6,324	4,050
Fursan "	1,254	1,066	1,095	230	555	670	461	485	106	293
Mokha "	3,431	2,239	1,330	3,984	12,125	1,691	1,018	616	1,831	6,360
Arabian Gulf Ports "	31,579	27,976	24,819	27,860	27,624	17,822	14,481	11,072	13,237	14,237
Muskat "	4,735	3,972	4,167	4,088	3,744	2,305	1,655	1,090	1,769	1,698
Persia "	5,221	2,315	2,072	704	855	2,544	1,123	848	329	410
Jeddah "	4,925	362	2,629	160
Djibouti and Obokh "	10,850	16,402	22,025	23,661	52,816	6,009	7,195	9,686	11,175	27,126
Turkey in Asia "	1,037	235	471	551	124	217
Other Foreign Countries "	17	60	51	141	98	13	38	23	69	55
Total Foreign Countries ... Cwt.	155,123	156,454	180,384	195,476	233,040	74,916	62,748	73,713	82,540	109,362
Total British Empire and Foreign Countries... .. Cwt.	232,725	290,441	336,270	367,082	393,078	114,500	120,016	139,230	159,889	188,809
7. Wheat Flour—										
Somaliland Lbs.	693,308	736,400	677,782	779,268	1,035,496	4,034	4,211	3,369	3,808	19,236
Zanzibar "	15,428	28,420	37,548	43,246	52,976	125	178	300	244	382
Perim "	310,244	272,076	282,963	370,916	1,527,932	1,715	1,425	1,526	1,758	7,628
Suakin and Port Soudan "	813,484	489,188	1,087,772	496,664	4,217	2,365	4,859	2,466
India—Bombay "	169,456	94,080	24,892	58,800	711	300	100	300
Other British Possessions "	7,448	4,900	33	32
Total British Empire ... Lbs.	1,026,423	2,019,836	1,586,466	2,306,094	3,171,863	5,907	10,742	7,892	10,769	30,012
Mossowah Lbs.	99,788	38,010	80,556	248,500	634,648	209	192	388	1,159	3,091
Dunkali Coast "	14,308	38,220	97,692	73	208	633
Italian East Africa "	178,528	120,708	233,128	551,124	677,656	1,061	729	1,217	2,916	3,711
Independent Somali Ports. .. "	15,750	44,059	80	123
Egypt "	430,803	2,361
Jeddah "	306,514	20,384	25,704	1,626	110	167
Confidah "	24,108	77,056	365,008	45,024	128	442	1,673	229
Gaizan "	37,968	89,208	174,328	3,131,086	217	450	766	15,448
Lohia "	395,416	197,316	230,776	228,676	120,703	2,063	1,030	1,090	1,037	595
Hodaidah "	2,886,212	1,726,030	1,182,244	1,193,052	2,649,584	16,117	9,446	5,632	5,656	13,296
Fursan "	90,160	33,768	36,904	49,112	19,208	480	170	182	238	99
Mokha "	761,980	533,232	99,848	803,600	3,703,658	4,309	2,799	485	3,679	18,695
Arabian Gulf Ports "	111,776	180,264	161,028	148,624	262,612	595	942	768	692	1,324
Djibouti and Obokh "	412,412	355,768	480,214	644,728	856,834	2,276	1,951	2,357	3,001	4,384
Mozambique "	15,904	73
Other Foreign Countries "	23,632	9,240	14,770	6,384	11,088	125	48	79	29	53
Total Foreign Countries ... Lbs.	5,661,364	3,329,744	2,648,688	4,483,010	12,253,907	31,350	18,076	12,938	21,207	61,681
Total British Empire and Foreign Countries Lbs.	6,687,792	5,349,580	4,235,154	6,789,104	15,425,775	37,257	28,818	20,830	31,976	91,693
9. Wheat—										
Somaliland Cwt.	501	546	455	396	414	297	310	255	227	239
India—Bombay "	1,442	1,163	293	547	517	120
Other British Possessions "	47	48	35	24	83	22	29	21	14	49
Total British Empire ... Cwt.	548	2,036	490	1,583	790	319	886	276	758	408

No. 8—continued.

Quantities and Value of Principal and Other Articles, Exported from the Port of Aden, in each Official Year, from 1908-1909 to 1912-1913—continued.

ARTICLES, AND COUNTRIES TO WHICH EXPORTED.	Quantities.					Value.				
	1908-1909.	1909-1910.	1910-1911.	1911-1912.	1912-1913.	1908-1909,	1909-1910.	1910-1911.	1911-1912.	1912-1913.
I.—FOOD, DRINK AND TOBACCO —continued.						£	£	£	£	£
C. GRAIN, PULSE AND FLOUR—contd.										
9. Wheat—										
Lohia Cwt.	388	126	245	68
Hodaidah	340	171	350	278	1,791	201	94	171	169	995
Mokha	889	286	626	420	145	376
Arabian Gulf Ports	2,932	1,511	2,168	1,704	2,385	1,316	804	1,040	832	1,377
Djibouti and Obokh	332	118	538	677	992	183	67	259	358	575
Mossawah	497	244
Italian East Africa	149	159	102	100
Gaizan	259	146
Other Foreign Countries	330	255	271	580	238	192	147	133	297	149
Total, Foreign Countries... Cwt.	4,611	2,341	4,099	3,239	6,450	2,557	1,257	2,017	1,656	3,718
Total, British Empire and Foreign Countries ... Cwt.	5,159	4,377	4,589	4,822	7,240	2,876	2,143	2,293	2,414	4,126
11. Other sorts—										
Somaliland Cwt.	1,052	750	372	262	226	527	332	140	155	147
Snakin and Port Soudan	108	387	122	78	163	78
India—Bombay	500	217
Other British Possessions	33	125	55	86	25	45	68	25	53	15
Total, British Empire ... Cwt.	1,585	875	535	735	373	789	400	243	371	240
Mossawah Cwt.	123	127	150	164	277	95	83	97	129	202
Madagascar	150	93
Hodaidah	116	74
Italian East Africa	6,502	681	1,782	239
Arabian Gulf Ports	638	641	1,071	741	1,014	281	282	292	334	333
Reunion	244	1,085	170	2,991	1,810	143	524	98	1,351	816
Djibouti and Obokh	310	631	406	751	3,508	177	313	190	339	1,611
Jeddah	30	213
Mnskat	18	67
Mokha	69	67
Other Foreign Countries	329	163	276	237	226	195	89	105	106	134
Total, Foreign Countries... Cwt.	1,910	2,695	2,073	11,366	7,585	1,058	1,576	782	4,041	3,407
Total, British Empire and Foreign Countries ... Cwt.	3,495	3,570	2,608	12,101	7,958	1,847	1,976	1,025	4,412	3,647
Total of Grain	475,730	464,748	575,131	643,647	755,299	2,18,692	1,93,064	2,18,364	2,62,406	3,71,003
D. LIQUOR—										
1. Spirits—										
Somaliland Gals.	1,497	1,667	779	488	1,435	661	786	384	233	468
Zanzibar	410	794	260	116	375	90	215	80	75	94
Perim	478	428	513	621	888	292	204	300	457	699
United Kingdom	128	96
Other British Possessions	392	116	254	246	58	24	25	37
Total, British Empire ... Gals.	2,777	3,005	1,934	1,471	2,698	1,101	1,229	885	802	1,261
Italian East Africa ... Gals.	51	238	85	74
Hodaidah	586	694	305	261	266	242	128	146
Djibouti and Obokh	1,602	14	408	8
Dunkali Coast	378	87
Turkey in Asia	400	87
Mokha	218	89
Other Foreign Countries	198	1,185	204	754	8	80	233	80	121	1
Total, Foreign Countries ... Gals.	1,851	1,771	1,276	1,059	1,133	573	499	409	249	405
Total, British Empire and Foreign Countries ... Gals.	4,628	4,776	3,210	2,530	3,837	1,674	1,728	1,294	1,051	1,666
2. Wines—										
Somaliland Gals.	992	264	96	150	586	124	83	82
Zanzibar	918	148
Perim	137	57	70	70
United Kingdom	98	75
Other British Possessions... ..	97	868	99	189	10	54	79	110	103	4
Total, British Empire ... Gals.	2,105	1,132	195	326	217	863	203	193	173	156

YEARS 1908-09 TO 1912-13.

No. 8—continued.

Quantities and Value of Principal and Other Articles, Exported from the Port of Aden, in each Official Year, from 1908-1909 to 1912-1913—continued.

ARTICLES, AND COUNTRIES TO WHICH EXPORTED.	Quantities.					Value.				
	1908-1909.	1909-1910.	1910-1911.	1911-1912.	1912-1913.	1908-1909.	1909-1910.	1910-1911.	1911-1912.	1912-1913.
I.—FOOD, DRINK AND TOBACCO						£	£	£	£	£
<i>—continued.</i>										
D. LIQUORS—continued.										
2. Wines—continued.										
Italian East Africa ... Gals.	1,130	902	122	377	109	71
German do. ... "	147	179
Djibouti ... "	1,860	223
Mossawah ... "	612	403	203	73
Hodaidah ... "	168	67	72	134
Konfidah ... "	280	70
Mokha ... "	186	100
Other Foreign Countries ... "	240	372	382	168	72	68	69	32
Total, Foreign Countries ... Gals.	3,377	1,836	571	784	411	851	380	145	210	266
Total, British Empire and Foreign Countries ... Gals.	6,482	3,018	766	1,110	628	1,714	583	333	383	422
3. Other Sorts of Liquors—										
Somaliland ... Gals.	2,816	1,402	1,069	441	928	330	255	156	71	133
Perim ... "	897	821	87	200
India—Madras ... "	2,550	437
—Bombay ... "	8,950	500
Other British Possessions ... "	4	230	148	676	462	1	38	19	100	62
Total, British Empire ... Gals.	6,267	1,632	1,217	10,067	2,211	855	293	175	671	400
Other Foreign Countries ... Gals.	312	220	230	181	474	65	39	35	41	728
Total, Foreign Countries ... Gals.	312	220	230	181	474	65	39	35	41	728
Total, British Empire and Foreign Countries ... Gals.	6,579	1,852	1,447	10,248	2,685	920	332	210	712	1,128
Total of Liquors ... Gals.	16,689	9,646	5,423	13,888	7,150	4,308	2,643	1,842	2,146	3,216
E. PROVISIONS AND OILMAN'S STORES—										
Biche-de-mer—										
Straits Settlements ... Lbs.	27,552	70,980	259,896	202,104	182	480	1,553	924
Other British Possessions ... "
Total, British Empire ... Lbs.	27,552	70,980	259,896	202,104	182	480	1,553	924
Java ... Lbs.	14,336	125
China ... "	10,920	100
Other Foreign Countries ... "	2,800	4,928	30	33
Total, Foreign Countries ... Lbs.	2,800	25,256	4,928	30	225	33
Total, British Empire and Foreign Countries ... Lbs.	27,552	73,780	285,152	207,032	182	510	1,778	957
2. Butter—										
Somaliland ... Lbs.	1,947	85
Perim ... "	1,469	73
Suakin and Port Soudan ... "	1,448	70
Bombay ... "	1,792	78
Other British Possessions ... "	2,669	2,373	1,788	862	132	102	74	38
Total, British Empire ... Lbs.	3,416	4,117	2,373	1,788	2,654	153	202	102	74	116
Egypt ... Lbs.	1,365	80
Djibouti ... "	7,696	9,708	13,390	20,864	221	443	793	1,013
Hodaidah ... "	1,579	70
Djibouti and Obokh ... "	19,356	1,041
Mossawah ... "	3,552	181
Other Foreign Countries ... "	660	159	1,309	918	1,120	29	8	53	46	67
Total, Foreign Countries ... Lbs.	9,721	9,867	19,690	23,361	24,028	330	451	846	1,129	1,239
Total, British Empire and Foreign Countries ... Lbs.	13,137	13,984	22,072	25,149	26,682	485	653	948	1,203	1,405
3. Cheese—										
Other British Possessions ... Lbs.	1,425	1,657	443	147	218	62	94	21	8	9
Total, British Empire ... Lbs.	1,425	1,657	443	147	218	62	94	21	8	9
Other Foreign Countries ... Lbs.	290	336	2,352	1,258	1,652	15	15	76	53	60
Total, Foreign Countries ... Lbs.	290	336	2,352	1,258	1,652	15	15	76	53	60
Total, British Empire and Foreign Countries ... Lbs.	1,715	1,993	2,795	1,405	1,870	77	109	97	61	69

No. 8—continued.

Quantities and Value of Principal and Other Articles, Exported from the Port of Aden, in each Official Year, from 1908-1909 to 1912-1913—continued.

ARTICLES, AND COUNTRIES TO WHICH EXPORTED.	Quantities.					Value.				
	1908-1909.	1909-1910.	1910-1911.	1911-1912.	1912-1913.	1908-1909.	1909-1910.	1910-1911.	1911-1912.	1912-1913.
I.—FOOD, DRINK, AND TOBACCO <i>continued.</i>						£	£	£	£	£
E. PROVISIONS AND OILMAN'S STORES—continued.										
4. Ghee—										
Somaliland Lbs.	3,794	9,359	3,556	4,494	11,858	122	262	124	160	371
Zanzibar "	13,076	3,472	6,272	3,220	307	109	189	90
Straits Settlements "	117,320	126,700	99,260	111,552	86,828	3,482	3,699	2,903	3,293	2,656
Perim "	4,503	4,326	3,962	13,650	16,893	131	116	107	398	545
Snakin, &c. "	2,996	5,880	5,012	4,242	182	212	201	179
India—Bombay "	22,932	22,876	4,032	533	540	110
Other British Possessions "	164	2,044	2,632	5	73	78
Total, British Empire ... Lbs.	138,862	168,357	139,006	143,612	127,078	4,047	4,865	3,995	4,319	3,951
Mossawah Lbs.	6,720	6,524	9,968	9,156	10,017	252	275	356	385	410
Madagascar "	15,288	9,128	13,580	9,604	9,072	521	256	452	274	327
Egypt "	8,708	2,772	2,800	2,520	2,016	307	95	100	95	82
Jeddah "	367,808	402,276	88,864	89,376	74,956	9,823	11,408	2,343	2,514	2,389
Lobia "	2,555	5,264	3,836	69	148	119
Hodaidah "	121,740	152,572	108,584	202,412	89,110	3,646	4,620	3,130	5,741	2,799
Mokha "	6,048	3,794	94,269	180	106	2,991
Arabian Gulf Ports "	44,464	34,706	71,204	67,172	132,741	1,250	929	2,006	1,783	4,010
Turkey in Asia "	22,204	7,896	785	269
Independent Somali Ports. "	5,306	10,082	143	303
Java "	51,403	59,920	79,604	94,164	61,404	1,542	1,852	2,407	2,547	1,947
Djibouti and Obokh "	8,484	14,378	13,342	21,436	20,916	266	483	415	633	737
Persia "	3,920	2,632	93	83
Reunion "	6,216	10,500	13,972	10,052	3,276	200	319	365	340	103
Gaizan "	2,520	110,026	67	3,617
Italy "	3,103	120
Italian East Africa "	2,268	5,376	102	154
Confidah "	2,240	82
Mnskat "	7,784	247
Other Foreign Countries... .. "	5,344	2,016	6,902	6,538	4,494	175	55	206	191	132
Total, Foreign Countries ... Lbs.	648,703	700,420	403,088	559,246	641,895	18,324	20,479	11,882	16,009	20,482
Total, British Empire and Foreign Countries ... Lbs.	787,565	868,777	542,094	702,858	768,973	22,371	25,344	15,877	20,328	24,433
5. Lard—										
Somaliland Lbs.	2,500	2,179	90	71
Zanzibar "	9,131	301
Other British Possessions... .. "	168	24	212	6	1	7
Total, British Empire ... Lbs.	11,799	2,179	24	212	397	71	1	7
Other Foreign Countries ... Lbs.	112	2
Total, Foreign Countries... Lbs.	112	2
Total, British Empire and Foreign Countries ... Lbs.	11,799	2,291	24	212	397	73	1	7
6. Pickles, Chntnies and Condi- ments—										
Somaliland Cwt.	29	36
Other British Possessions . . . "	31	47
Total, British Empire ... Cwt.	60	83
Djibouti and Obokh ... Cwt.	43	32
Gaizan "	63	96
Mokha "	59	113
Other Foreign Countries ... "	174	194
Total, Foreign Countries... Cwt.	339	435
Total, British Empire and Foreign Countries ... Cwt.	399	518
7. Other Sorts of Provisions—										
Ceylon Cwt.	1,248	1,293
Manritins "	50	191
United Kingdom "	334	24	56	91	161	130
Somaliland "	828	892	332	282	335 ²⁰ _{1,2}	1,812	1,525	442	415	572
Zanzibar "	311	157	248	93 ¹ ₂	724	323	344	230
Perim "	330	318	258	340	568	533	515	576	762	1,185
Straits Settlements "	87	395	104	155	210	359	431	357	267	426
Snakin and Port Soudan "	206	169
India—Bombay "	13	23	40	212	510	73	99	121	360	778
Other British Possessions "	22	47	28	59	44 ¹ ₂	108	143	105	152	93
Total, British Empire ... Cwt.	1,614	2,216	1,025	2,544	1,761	3,026	3,817	2,245	3,593	3,284

YEARS 1908-09 TO 1912-13.

No. 8—continued.

Quantities and Value of Principal and Other Articles, Exported from the Port of Aden, in each Official Year, from 1908-1909 to 1912-1913—continued.

ARTICLES, AND COUNTRIES TO WHICH EXPORTED.	Quantities.					Value.				
	1908-1909.	1909-1910.	1910-1911.	1911-1912.	1912-1913.	1908-1909.	1909-1910.	1910-1911.	1911-1912.	1912-1913.
I.—FOOD, DRINK, AND TOBACCO <i>continued.</i>						£	£	£	£	£
E. PROVISIONS AND OILMAN'S STORES—continued.										
7. Other Sorts of Provisions—continued.										
Italian East Africa' ... Cwt.	271	387	325	376	874	467	1,147	308	395	752
Dankali Ports	114	86
Egypt	106	68
Jeddah	698	63	139	71
Hodaidah	677	368	635	723	1,741	549	247	526	685	1,734
Mokhah	708	767	397	2,746	375	422	315	2,472
Arabian Gulf Ports	288	229	415	296	321	282	261	247	277	325
Gaizan	144	595	110	542
Java	15	36	40	34	18	107	207	201	165	108
Persia	81	435	970	84	484	1,302
Mossawah	175	331	274	186	270	107	507	171	180	375
Turkey in Asia	124	305	312	606	121	356	418	713
Djibouti and Obokh	344	333	327	502	459	289	310	317	475	485
Confidah	47	118	77	94	73	159
Fursan, &c.	113	126
Independent Somali Ports.	32	82
Reunion	46	113	390	67
Lohia	132	89	207	77	70	171
Other Foreign Countries	373	459	477	300	107	354	311	390	282	166
Muskat	573	850
Total, Foreign Countries... Cwt.	3,655	3,149	3,207	3,984	9,714	2,737	3,698	3,222	4,082	10,207
Total, British Empire and Foreign Countries ... Cwt.	5,269	5,365	4,232	6,528	11,475	5,763	7,515	5,467	7,680	13,491
F. SPICES—										
1. Betelnuts—										
Other British Possessions . Lbs.	406	1,036	508	126	980	9	12	6	3	14
Total, British Empire ... Lbs.	406	1,036	508	126	980	9	12	6	3	14
Reunion	4,144	79	62
Djibouti and Obokh	4,620	22
Other Foreign Countries	3,430	3,332	1,050	5,628	1,290	38	75	17	84	84
Total, Foreign Countries... Lbs.	7,574	3,332	1,050	5,628	5,910	117	75	17	84	84
Total, British Empire and Foreign Countries ... Lbs.	7,980	4,368	1,558	5,754	6,890	126	87	23	87	98
2. Cardamoms—										
Suakin and Port Soudan ... Lbs.	1,708	98
Other British Possessions . "	478	910	1,210	1,120	24	30	64	69
Total, British Empire ... Lbs.	478	2,618	1,210	1,120	24	128	64	69
Egypt	1,288	118	419
Hodaidah	4,648	4,424	2,436	4,844	2,744	201	196	153	353
Jeddah	2,296	1,624	87	84	73
Mossawah	259	118
Other Foreign Countries... "	3,318	3,290	2,506	4,319	1,554	198	136	168	227	87
Gaizan	1,736	697
Total, Foreign Countries... Lbs.	9,254	10,010	6,566	9,163	6,293	517	419	405	580	697
Total, British Empire and Foreign Countries ... Lbs.	9,732	12,623	7,776	10,283	6,293	541	547	469	649	697
3. Chillies—										
Somaliland	6,454	6,860	7,644	81	77	77
Suakin and Port Soudan ... "	76,524	50,036	41,496	14,840	1,452	770	507	213
India—Bombay	13,916	200	15
Other British Possessions ... "	6,118	1,932	980	2,196	1,708	59	26	13	38
Total, British Empire ... Lbs.	6,118	92,372	57,470	50,552	24,192	59	1,678	864	672	305
Mossawah	12,322	13,776	166,152	95	143	1,528
Hodaidah	7,392	82
Egypt	70,336	367	103
Djibouti and Obokh	9,072	8,897	13,328	11,648	108	105	138
Italian East Africa	5,432	5,348	67	67	79
Mokha	7,868	211
Other Foreign Countries... "	15,554	17,940	19,138	4,460	22,667	138	198	250	53
Total, Foreign Countries... Lbs.	98,212	27,012	33,467	44,304	203,335	600	306	422	483	1,921
Total, British Empire and Foreign Countries ... Lbs.	104,330	119,384	90,937	94,856	232,527	659	1,984	1,286	1,155	2,226

No. 8—continued.

Quantities and Value of Principal and Other Articles, Exported from the Port of Aden, in each Official Year, from 1908-1909 to 1912-1913—continued.

ARTICLES, AND COUNTRIES TO WHICH EXPORTED.	Quantities.					Value.				
	1908-1909.	1909-1910.	1910-1911.	1911-1912.	1912-1913.	1908-1909.	1909-1910.	1910-1911.	1911-1912.	1912-1913.
I.—FOOD, DRINK, AND TOBACCO —continued.						£	£	£	£	£
F. SPICES—continued.										
4. Cinnamon—										
Saukin Lbs	4,480	90
Somaliland "	5,432	2,044	91	40
Zanzibar "	5,320	4,116	82	74
Other British Possession... .. "	14	3,696	7,952	4,340	3,808	1	88	139	81	68
Total British Empire ... Lbs.	10,766	8,176	7,952	8,456	5,852	174	178	139	155	108
D'jibouti and Obokh ... Lbs	4,592	4,256	6,356	8,092	95	81	122	142
Masswah "	8,064	12,096	12,712	19,432	41,104	152	215	246	356	748
Egypt "	12,208	7,840	16,128	13,552	3,996	227	140	295	252	67
Confidah "	12,208	8,512	5,376	3,500	187	185	115	68
Gaizan "	7,840	45,164	135	802
Lohia "	8,456	6,008	3,920	134	116	76
Hodaidah "	37,604	20,636	20,356	26,656	39,592	649	423	381	378	639
Fursan "	6,972	104
Mokha "	11,816	5,320	6,636	51,191	180	102	125	951
Arabian Gulf Ports "	16,520	13,860	13,412	17,528	20,552	249	223	246	325	386
Germany "	11,200	300
Morocco, &c. "	4,928	101
Turkey in Asia "	1,736	98
Jedah "	3,220	87
Other Foreign Countries... .. "	4,904	3,864	11,088	4,872	6,972	80	66	200	87	137
Total Foreign Countries ... Lbs.	134,880	86,296	89,936	105,672	216,363	2,363	1,682	1,680	1,876	3,872
Total British Empire and Foreign Countries ... Lbs.	145,646	94,472	97,888	114,128	222,215	2,537	1,860	1,819	2,031	3,980
5. Cloves—										
Suakin Lbs	43,568	17,472	36,344	19,880	806	418	878	548
India—Bombay "	16,800	463
Other British Possessions . . . "	140	308	70	224	56	3	6	2	6	2
Total British Empire ... Lbs.	140	43,876	34,342	36,568	19,936	3	812	883	884	550
Masswah Lbs	13,328	9,968	4,424	14,364	12,516	233	189	107	337	232
Egypt "	19,172	5,600	446	213
Confidah "	7,896	7,232	4,144	118	98	68
Hodaidah "	3,472	16,492	22,456	39,144	101	347	547	1,120
Jedah "	13,944	329
D'jibouti and Obokh "	9,940	27,776	20,412	23,912	21,756	186	561	363	519	494
Mokha "	2,968	7,812	69	167
Gaizan "	3,752	89
Other Foreign Countries... .. "	5,292	4,088	7,756	5,292	5,374	92	71	151	98	112
Total Foreign Countries ... Lbs.	59,100	68,554	59,192	96,656	56,810	1,177	1,334	1,235	2,403	1,312
Total British Empire and Foreign Countries ... Lbs.	59,240	112,430	93,534	133,224	76,746	1,180	2,147	2,119	3,287	1,862
6. Ginger—										
Suakin Lbs	4,648	3,528	67	70
United Kingdom "	80,864	1,073
Somaliland "	13,474	16,856	5,572	6,160	6,160	269	245	98	111	97
Zanzibar "	7,420	12,544	5,908	8,680	7,672	117	193	135	172	138
Perim "	16,408	351
Other British Possessions . . . "	616	280	224	1,428	504	8	4	5	28	7
Total British Empire ... Lbs.	21,510	34,328	96,096	18,268	30,744	394	509	1,381	311	593
Mossawah Lbs	72,296	163,828	147,924	128,324	344,596	1,551	2,557	3,146	2,466	5,852
Italian East Africa "	21,700	19,600	26,572	29,848	30,492	321	306	553	549	568
Egypt "	8,764	5,152	5,208	139	86	105
Confidah "	130,648	52,556	36,596	67,144	20,748	1,718	882	765	1,287	315
Gaizan "	15,820	68,908	68,908	83,104	324,338	195	979	1,397	1,458	5,853
Lohia "	179,676	40,068	51,660	31,836	24,360	1,505	622	1,014	548	360
Hodaidah "	164,164	210,588	358,380	147,000	255,276	3,734	3,410	7,330	2,784	4,000
Fursan "	65,891	19,292	6,020	2,828	7,224	909	225	130	67	129
Mokha "	108,976	118,860	18,788	36,736	410,858	2,546	1,578	341	691	7,225
Arabian Gulf Ports "	174,183	145,040	157,598	153,622	194,222	4,143	2,253	2,976	4,078	3,398
Jedah "	5,984	13,188	6,272	7,392	85	337	180	125
D'jibouti and Obokh "	18,256	19,782	23,980	28,644	40,152	407	373	557	512	622
Other Foreign Countries... .. "	5,068	12,452	4,816	8,697	7,476	121	141	85	163	126
Total Foreign Countries ... Lbs.	901,431	876,156	904,638	724,055	1,667,134	17,374	13,406	18,736	14,783	23,573
Total British Empire and Foreign Countries ... Lbs.	922,941	910,434	1,000,734	740,323	1,697,878	17,768	13,915	20,117	15,094	29,166

YEARS 1908-09 TO 1912-13.

No. 8—continued.

Quantities and Value of Principal and Other Articles, Exported from the Port of Aden, in each Official Year, from 1908-1909 to 1912-1913—continued.

ARTICLES, AND COUNTRIES TO WHICH EXPORTED.	Quantities.					Value.				
	1908-1909.	1909-1910.	1910-1911.	1911-1912.	1912-1913.	1908-1909.	1909-1910.	1910-1911.	1911-1912.	1912-1913.
I—FOOD, DRINK, AND TOBACCO —continued.						£	£	£	£	£
F. SPICES—continued.										
7. Nutmegs—										
Other British Possessions, Lbs.	56	168	392	168	1	6	13	3
Total British Empire ... Lbs.	56	168	392	168	1	6	13	3
Hodaidah Lbs.	4,648	3,136	5,516	128	75	116
Other Eoreign Countries... „	3,085	70	252	2,240	2,492	83	1	6	46	72
Total Foreign Countries... Lbs.	7,733	3,206	5,768	2,240	2,492	211	76	122	46	72
Total British Empire and Foreign Countries ... Lbs.	7,789	3,374	6,160	2,240	2,660	212	82	135	46	75
8. Pepper—										
Zanzibar Lbs.	13,636	5,152	261	118
Somaliland „	3,304	2,940	71	64
Suakin „	8,576	12,796	9,492	9,632	142	241	163	224
Other British Possessions „	2,050	10,444	4,060	644	2,296	45	143	84	15	41
Total British Empire ... Lbs.	15,686	19,020	16,856	13,440	20,020	305	285	325	249	447
Massawah Lbs.	22,064	20,104	23,184	30,492	30,492	518	383	427	650	685
Italian East Africa ... „	5,124	4,692	6,272	89	90	157
Egypt „	30,912	41,160	60,312	15,792	488	671	1,143	342
Jeddah „	3,304	67
Confidah „	10,864	8,692	250	168
Gaizan „	7,672	6,356	53,788	150	139	1,132
Lohia „	11,200	7,084	7,672	6,944	167	118	154	141
Hodaidah „	19,040	19,404	35,280	35,528	312	399	754	852
Fursan „	15,960	256
Mokha „	21,756	10,528	8,624	75,404	516	164	141	1,681
Arabian Gulf Ports ... „	15,876	4,088	21,784	9,730	23,436	365	72	378	194	523
D'jibouti and Obokh ... „	15,708	17,922	21,420	20,328	31,528	456	297	425	434	752
Turkey in Asia „	3,360	3,479	80	71
Other Foreign Countries... „	2,884	16,016	8,806	6,048	5,044	57	249	178	133	108
Total Foreign Countries ... Lbs.	174,692	109,818	177,618	151,893	268,436	3,541	1,836	3,388	3,180	6,031
Total British Empire and Foreign Countries ... Lbs.	190,378	128,838	194,474	165,333	288,456	3,846	2,121	3,713	3,429	6,478
9. Other sorts—										
Somaliland Lbs.	51,723	48,286	49,266	59,332	64,904	836	839	752	956	1,161
Perim „	9,562	11,242	15,344	18,452	43,442	124	122	199	255	600
Suakin and Port Sudan ... „	13,944	12,824	11,592	193	232	172
Zanzibar „	8,870	155
Other British Possession... „	2,072	5,180	4,228	6,538	168	38	93	86	123	2
Total British Empire ... Lbs.	63,357	64,708	82,782	97,146	128,982	998	1,054	1,230	1,566	2,090
Massawah Lbs.	12,936	31,892	56,280	44,422	127,820	184	525	935	669	1,849
Dunkali Coast „	17,248	22,170	27,580	53,032	52,528	209	261	366	654	770
Independent Somali Ports „	14,105	33,222	33,446	161	375	417
Italian East Africa ... „	2,240	8,036	2,436	8,995	10,178	67	216	92	165	215
Madagascar „	7,532	3,640	3,834	204	133	108
Confidah „	20,897	7,840	25,830	15,400	249	110	400	203
Hodaidah „	19,236	50,316	158,396	32,116	26,019	382	846	2,465	567	489
Fursan „	13,664	9,492	3,500	8,820	176	115	73	133
Mokha „	107,240	113,736	11,088	74,830	396,753	1,522	1,381	189	939	3,994
Arabian Gulf Ports ... „	179,532	184,310	224,168	256,422	389,943	2,507	2,863	3,512	3,984	4,741
D'jibouti and Obokh ... „	38,836	33,797	32,312	43,876	50,932	639	573	518	807	865
Gaizan „	15,288	15,442	22,246	131,712	169	236	335	1,792
Mascut „	8,334	18,732	18,676	135	306	237
Egypt „	6,664	125
Lohia „	4,956	81
Other Foreign Countries... „	24,543	12,688	21,558	24,220	8,164	380	225	367	378	138
Total Foreign Countries ... Lbs.	450,568	493,205	584,549	637,943	1,270,391	6,644	7,417	9,238	9,579	15,843
Total British Empire and Foreign Countries ... Lbs.	513,925	557,913	667,331	735,089	1,399,373	7,642	8,471	10,468	11,145	17,933
Total Spices Lbs.	1,961,961	1,943,241	2,100,592	2,001,230	3,933,038	34,511	31,214	40,149	36,923	42,515

SEA-BORNE TRADE.

GENERAL EXPORTS.
YEARS 1908-09 TO 1912-13.

No. 8—continued.

Quantities and Value of Principal and Other Articles, Exported from the Port of Aden, in each Official Year, from 1908-1909 to 1912-1913—continued.

ARTICLES, AND COUNTRIES TO WHICH EXPORTED.	Quantities.					Value.				
	1908-1909.	1909-1910.	1910-1911.	1911-1912.	1912-1913.	1908-1909.	1909-1910.	1910-1911.	1911-1912.	1912-1913.
I.—FOOD, DRINK AND TOBACCO —continued.						£	£	£	£	£
G. SUGAR—										
1. Sugar, Refined—										
Snakin Cwt.	257	175	119	230	196	139
Somaliland	17,259	19,419	22,020	13,610	20,590	11,930	14,702	16,166	11,818	16,241
Zanzibar	1,172	578	5,932	5,567	1,238	846	444	4,241	4,037	995
Perim	660	636	570	902	1,959	481	507	486	825	1,833
Straits Settlements	74	68
Other British Possessions . . .	44	107	18	25	4	42	73	33	45	3
Total British Empire ... Cwt.	19,135	21,071	28,725	20,223	23,761	13,299	16,024	21,122	16,864	19,072
Turkey in Asia Cwt.	168	156	114	73	130	95
Mossowah	3,331	5,735	6,846	8,407	8,541	2,670	4,677	5,759	7,876	7,769
Dunkali Coast	352	335	394	523	393	269	269	331	521	340
Independent Somali Ports. . .	811	753	1,479	1,391	1,977	579	563	1,067	1,185	1,740
Italian East Africa	8,897	8,110	10,764	10,386	18,916	6,444	6,342	8,857	8,675	15,178
Egypt	754	623
Jeddah	1,702	1,405	2,371	1,864	1,967	1,344	1,294	2,191	1,603	1,726
Confidah	2,814	1,365	406	2,253	620	2,146	974	350	2,151	512
Gaizan	381	1,658	1,629	2,684	18,184½	283	1,276	1,476	2,474	17,232
Lohia	6,226	3,332	4,065	3,240	2,777	4,464	2,482	3,274	2,628	2,231
Hodaidah	27,918	19,763	23,655	16,645	17,894½	20,446	15,155	19,085	15,116	14,028
Fursan	1,390	602	402	125	399½	1,163	474	330	126	311
Mokha	15,709	14,587	2,729	8,499	32,418	11,126	10,778	2,226	6,978	29,331
Arabian Gulf Ports	5,079	8,178	5,895	4,613	6,308	3,936	6,536	4,823	4,182	5,467
Muscat	338	233	204	130	228	233	174	153
Persia	625	193	708	399	540	425	139	502	281	394
Djibouti and Obokh	2,253	1,559	4,339	2,913	5,524	1,829	1,499	3,675	2,833	4,877
Other Foreign Countries	47	83	50	80	15	37	65	73	92	17
Total Foreign Countries ... Cwt.	78,666	67,058	66,093	64,382	116,718	57,972	52,523	54,375	57,025	101,401
Total British Empire and Foreign Countries ... Cwt.	97,801	88,129	94,818	84,605	140,479	71,271	68,547	75,497	73,889	120,473
2. Sugar, Unrefined—										
Somaliland Cwt.	361	124	215	107	279	275	87	194	150	269
Other British Possessions . . .	14	9	17	49	128	10	8	14	42	104
Total British Empire ... Cwt.	375	133	232	156	407	285	95	208	192	373
Mossowah Cwt.	97	500	297	145	78	470	239	125
Hodaidah	1,929	840	856	879	1,246	1,602	755	756	658	1,140
Italian East Africa	400	117	117	333	258	90	107	269
Gaizan	129	116	236	778	88	109	183	610
Lohia	914	167	189	228	127	677	107	146	163	117
Fursan	171	132
Mokha	601	211	310	1,490	424	241	1,142
Arabian Gulf Ports	7,598	3,026	7,887	3,285	4,001	1,695	5,044	2,775
Confidah	136	101
Djibouti and Obokh	55	65
Other Foreign Countries... ..	167	191	210	65	87	139	153	158	67	74
Arabian Gulf Ports	6,442	3,886
Total Foreign Countries ... Cwt.	11,819	4,532	9,875	5,553	10,703	7,321	2,942	6,773	4,539	7,429
Total British Empire and Foreign Countries ... Cwt.	12,194	4,665	10,107	5,709	11,110	7,606	3,037	6,931	4,731	7,802
Total Sugar ... Cwt.	109,995	92,794	104,925	90,314	151,589	78,877	71,584	82,478	78,620	128,275
4. Confectionery—										
Other British Possessions... Cwt.	353	70
Somaliland	60	84
Perim	383½	468
Total British Empire ... Cwt.	478½	572
Djibouti and Obokh ... Cwt.	843	1,111
Mossowah	706	1,100
Lohia	26	97
Gaizan	852	1,171
Mokha	1,726	3,554
Confidah	81	117
Hodaidah	432	616
Fursan, etc.	109	153
Dunkali Coast	74	85
Arabian Gulf Ports	1,252	1,673
Other Foreign Countries...	79½	116
Italian East Africa	354	619
Total Foreign Countries ... Cwt.	6,564½	10,412
Total British Empire and Foreign Countries ... Cwt.	7,043½	10,984

GENERAL EXPORTS.
YEARS 1908-09 TO 1912-13.

SEA-BORNE TRADE.

No. 8—continued.

Quantities and Value of Principal and Other Articles, Exported from the Port of Aden, in each Official Year, from 1908-1909 to 1912-1913—continued.

ARTICLES, AND COUNTRIES TO WHICH EXPORTED.	Quantities.					Value.				
	1908-1909.	1909-1910.	1910-1911.	1911-1912.	1912-1913.	1908-1909.	1909-1910.	1910-1911.	1911-1912.	1912-1913.
I.—FOOD, DRINK, AND TOBACCO —continued.						£	£	£	£	£
H. TEA—										
1. Tea, black—										
Suakin Lbs.	33,129	14,988	8,614	7,069	856	661	308	371
Somaliland "	74,416	70,620	61,071	65,532	46,659	2,518	2,144	2,004	2,275	1,668
Zanzibar "	6,992	7,300	1,987	13,101	6,387	242	282	71	364	194
Perim "	3,214	1,964	2,455	3,245	118	75	87	125
India—Bombay "	3,900	107
Other British Possessions... "	15	2,155	50	50	5,452	1	66	2	2	113
Total British Empire ... Lbs.	84,637	113,214	80,060	93,652	68,812	2,885	3,348	2,753	3,143	2,471
German East Africa ... Lbs.	3,696	120
Messowah "	61,765	22,972	27,474	29,294	13,741	2,115	795	853	971	458
Italian East Africa ... "	2,568	5,635	6,504	10,959	13,911	84	159	119	437	529
Egypt "	86,132	2,480	2,695	100
Jeddah "	16,530	5,490	2,524	2,090	535	203	82	73
Hodaidah "	4,690	2,400	2,257	9,951	3,233	170	77	85	347	113
Djibouti and Obokh ... "	24,036	23,131	19,462	31,172	23,223	685	679	595	1,044	795
Mokha "	1,947	2,144	72	75
Other Foreign Countries... "	4,449	3,387	5,273	6,557	4,472	166	102	191	232	188
Total Foreign Countries ... Lbs.	200,170	64,895	60,970	96,100	62,794	6,450	2,115	1,943	3,305	2,231
Total British Empire and Foreign Countries ... Lbs.	284,807	178,109	141,030	189,752	131,606	9,335	5,463	4,696	6,443	4,702
2. Tea, green—										
Other British Possessions... Lbs.	94	6
Total British Empire ... Lbs.	94	6
Other Foreign Countries ... Lbs.	56	1
Total Foreign Countries ... Lbs.	56	1
Total British Empire and Foreign Countries ... Lbs.	150	7
I. OTHER FOOD AND DRINK—										
1. Coffee—										
Australia Cwt.	1,610	2,004	1,614	1,545	2,073	5,822	6,793	5,546	6,116	9,199
Perim "	232	185	243	280	329	210	157	200	227	261
United Kingdom "	8,535	13,413	12,993	5,783	8,725	30,714	41,712	43,834	20,985	35,508
Somaliland "	402	510	325	295	257	335	415	320	304	248
Zanzibar "	1,922	1,299	1,205	598	2,039	2,271	2,118	2,340	1,427	2,844
Mauritius, etc. "	2,300	2,369	780	839	1,682	2,218	2,858	1,017	2,131	4,580
Canada "	424	151	188	762	783	1,433	516	970	2,840	3,627
Suakin "	58	107	636	1,466	85	245	2,105	5,041
Ceylon "	127	112
Seychelles "	651	1,257	815	820	697	1,802	2,137	2,266
Straits Settlements ... "	59	81
India—Bombay "	657	139	236	512	320	1,146	246	747	1,683	1,247
„ —Calcutta "	74	156	129	151	60	335	544	458	645	277
Other British Possessions . "	10	21	74	40	27	30	54	209	100	77
Total British Empire ... Cwt.	16,225	21,123	19,251	12,256	18,586	44,646	53,307	57,688	40,700	65,175
Confidah Cwt.	86	80
Ga'zin "	173	739	159	588
Mokha "	416	148	1,226	147	1,025
Jeddah "	114	208	314	419	637
Muskat "	219	227	519	431	1,187
Austria "	4,131	5,020	4,523	3,740	3,134	15,527	17,269	15,493	13,581	12,001
France "	47,348	43,493	44,534	24,581	30,909	1,78,278	1,48,594	1,48,947	85,646	1,20,101
Hodaidah "	157	399	93	310
Germany "	6,848	7,501	8,187	6,136	4,601	24,524	29,023	25,882	22,476	18,469
Belgium "	982	950	418	1,215	517	3,680	3,811	1,636	4,500	2,236
Holland "	171	159	78	109	39	620	891	306	402	150
Italy "	4,267	4,389	5,946	5,213	5,341	15,230	15,312	20,022	18,689	21,193
Spain "	1,624	2,919	1,651	3,694	5,073	5,795	9,995	5,583	13,104	20,355
Turkey in Europe "	40	40	8	120	152	25
Greece "	23	85
Russia "	1,374	894	903	1,414	885	5,087	3,222	3,458	5,453	3,660
Other Countries in Europe, Africa and adjacent Islands "	839	1,175	645	38,212	2,944	4,058	2,275	151
United States of America . "	19,077	15,437	17,460	22,412	32,643	40,131	31,684	43,453	59,056	1,00,194
Arabian Gulf Ports "	27,751	24,287	19,848	33,511	36,402	1,03,803	79,519	66,566	1,20,719	1,45,577
China "	7,260	7,985	7,762	8,489	8,363	11,517	11,999	12,574	14,657	14,999
.....	429	450	235	297	403	1,427	1,642	831	1,236	1,755

SEA-BORNE TRADE.

GENERAL EXPORTS.
YEARS 1908-09 TO 1912-13.

No. 8—continued.

Quantities and Value of Principal and Other Articles, Exported from the Port of Aden, in each Official Year, from 1908-1909 to 1912-1913—continued.

ARTICLES, AND COUNTRIES TO WHICH EXPORTED.	Quantities.					Value.				
	1908-1909.	1909-1910.	1910-1911.	1911-1912.	1912-1913.	1908-1909.	1909-1910.	1910-1911.	1911-1912.	1912-1913.
I.—FOOD, DRINK, AND TOBACCO						£	£	£	£	£
<i>—continued.</i>										
1. OTHER FOOD AND DRINK—										
<i>—continued.</i>										
Coffee—										
Japan Cwt.	134	202	261	264	339	563	812	1,052	1,139	1,521
Persia "	29	45	192	349	132	68	111	510	821	348
Philliphine, Islands, &c. ... "	382	50	384	68	45	1,472	385	1,489	211	227
Tonquin, &c. "	179	247	873	709	983	1,624
Turkey in Asia "	91	58	1,258	822	127	122	4,059	2,759
Norway "	155	179	69	566	696	300
Sweden "	631	717	639	2,253	2,810	2,673
New Zealand "	103	373
North Africa, &c. "	79	223	285	893
Other Foreign Countries... "	130	3	21	81	83½	146	10	72	132	105
Total Foreign Countries . Cwt.	123,656	115,269	113,413	115,550	134,288½	4,12,010	3,59,173	3,51,393	3,74,318	4,75,093
Total British Empire and Foreign Countries ... Cwt.	139,911	136,892	132,664	127,806	152,874½	4,56,656	4,15,480	4,09,081	4,15,018	5,40,268
2. Salt—										
Zanzibar Tons.	757	1,090	2,530	3,913	5,682	370	460	1,092	1,523	1,859
Mauritius, etc. "	311	1,358	800	133	597	353
Port Sanda "	550	500	235	173
Straits Settlements "	11,850	3,961
India—Rangoon "	17,680	5,000	10,639	11,674	8,553	7,661	2,513	4,162	4,856	3,373
—Calcutta "	78,910	52,358	48,651	89,537	116,612	33,114	17,544	19,590	36,571	38,697
Other British Possessions .. "	20	145	160	12	209	20	74	83	7	74
Total British Empire ... Tons.	97,678	59,393	63,338	106,486	143,406	41,298	20,591	25,524	43,545	48,437
Djibouti Tons.	143	1,129	1,658	76	561	553
China "	4,203	1,650
Italian East Africa "	300	145
Java "	17,134	5,709
Other Foreign Countries .. "	244	3	1	3	104	1	1	4
Total Foreign Countries ... Tons.	244	4,349	1,130	19,015	104	1,757	562	6,411
Total British Empire and Foreign Countries ... Tons.	97,922	59,393	67,687	107,616	162,501	41,402	20,591	27,281	44,197	54,848
J. TOBACCO—										
1. Unmanufactured—										
Somaland Lbs.	198,254	216,454	192,878	185,423	198,716	2,254	2,778	2,446	2,416	2,516
Zanzibar "	5,096	7,840	6,468	11,032	154	136	141	247
Perim "	92,120	30,562	24,416	31,815	53,620	313	331	274	390	636
Suakin "	26,460	21,532	41,930	54,166	378	320	1,581	870
United Kingdom "	23,712	457
India—Bombay "	1,904	3,868	3,640	2,856	100	180	143	230
—Karachi "	1,680	5,572	3,103	100	393	260
Other British Possessions .. "	4,060	1,204	812	2,772	3,136	89	54	44	109	55
Total British Empire ... Lbs.	298,018	312,868	247,478	325,206	323,526	2,856	4,725	3,220	5,040	4,554
Turkey in Europe Lbs.	4,900	400
Mossawah "	2,168,796	2,618,392	3,391,962	2,958,886	1,114,332	28,842	38,711	51,005	45,085	18,204
Dunkali Ports "	48,804	272,748	83,216	30,974	35,504	578	3,142	1,013	701	485
Italian East Africa "	28,616	25,368	2,832	8,344	309	306	294	143
Independent Somali Ports. "	11,878	212
Egypt "	684,926	568,792	664,888	742,504	725,088	12,008	10,173	12,959	16,523	17,016
Jeddah "	279,720	34,720	65,660	63,700	4,648	620	1,460	1,238
Hedaidah "	196,644	27,972	751,828	131,236	44,520	3,236	263	10,703	2,347	758
Mokha "	2,912,728	1,911,323	838,768	196,084	3,953,607	34,002	37,979	11,271	3,000	54,288
Arabian Gulf Ports "	50,764	60,816	49,693	42,466	45,908	592	731	645	384	536
Confidah "	25,480	1,680	67,704	9,268	197	247	837	163
Gaizan "	877,156	2,430,596	2,460,220	11,106	34,354	35,717
China "	4,083	97
Djibouti and Obokh "	117,544	140,443	111,930	220,444	233,166	1,436	2,240	1,787	3,033	3,826
Japan "	1,120	67
Lohia "	277,900	190,123	4,405	2,832
Mozambique "	2,632	615	23	100
Other Foreign Countries... "	13,215	14,644	4,472	1,694	6,160	228	159	104	53	182
Total Foreign Countries. Lbs.	6,527,247	5,626,935	7,179,605	7,052,692	8,702,912	86,076	93,712	1,06,761	1,11,018	1,32,675
Total British Empire and Foreign Countries ... Lbs.	6,825,265	5,939,803	7,427,083	7,377,898	9,026,438	88,932	98,437	1,09,981	1,16,058	1,37,229

GENERAL EXPORTS.
YEARS 1908-09 TO 1912-13.

SEA-BORNE TRADE.

No. 8—continued.

Quantities and Value of Principal and Other Articles, Exported from the Port of Aden, in each Official Year, from 1908-1909 to 1912-1913—continued.

ARTICLES, AND COUNTRIES TO WHICH EXPORTED.	Quantities.					Value.				
	1908-1909.	1909-1910.	1910-1911.	1911-1912.	1912-1913.	1908-1909.	1909-1910.	1910-1911.	1911-1912.	1912-1913.
I—FOOD, DRINK, AND TOBACCO —continued.						£	£	£	£	£
J. TOBACCO—continued.										
2. Manufactured—										
(a) Cigars—										
Other British Possessions. Lbs.	785	46
Total British Empire. Lbs.	785	46
Other Foreign Countries. Lbs.	1,274	63
Total Foreign Countries. Lbs.	1,274	63
Total British Empire and Foreign Countries ... Lbs.	2,059	109
(b) Cigarettes—										
India—Bombay ... Lbs.	8,438	1,033
„ —Karachi ... „	2,633	472
Somaliland ... „	3,490	138
Natal ... „	224	75
Straits Settlements ... „	840	71
Perim ... „	3,326	90
Zanzibar and Pemba ... „	1,917	173
Other British Possessions „	2,460	223
Total British Empire ... „	23,323	2,275
Mozambique ... „	1,717	183
Mauritius, &c. ... „	1,296	159
China ... „	1,700	127
Germany ... „	3,035	298
Other Foreign Countries „	4,885	268
Italian East Africa ... „	1,093	93
German East Africa ... „	722	69
Total Foreign Countries... Lbs.	14,448	1,197
Total British Empire and Foreign Countries ... Lbs.	37,776	3,472
(c) Other sorts—										
United Kingdom ... Lbs.	832	77
Somaliland ... „	18,886	22,050	13,517	13,314	7,174	443	640	281	302	107
Zanzibar ... „	10,522	6,130	9,814	8,260	5,498	756	339	678	629	417
Perim ... „	10,248	9,566	5,943	14,819	27,132	177	216	172	360	631
Meychelles ... „	1,120	80
Ceylon ... „	952	1,064	812	784	113	137	160	130
Australia ... „	6,611	2,408	2,240	4,058	250	167	354	333
Mauritius ... „	910	84
Suakin ... „	5,908	924	71,150	15,806	263	91	1,551	510
India—Bombay ... „	1,760	3,626	4,634	89	152	520
„ —Karachi ... „	1,904	3,584	138	142
Other British Posses- sions ... „	2,292	3,056	2,326	942	1,148	136	133	231	67	93
Total British Empire ... Lbs.	54,959	56,328	33,588	118,201	61,620	2,308	2,058	1,590	4,107	2,221
Germany ... „	9,616	2,660	5,499	4,344	885	440	550	413
Mossawah ... „	564,872	634,018	624,148	604,072	832,412	18,137	12,517	12,340	12,170	18,235
Italian East Africa ... „	2,260	4,536	3,164	7,756	5,194	72	114	117	396	274
German East Africa ... „	6,202	11,434	8,330	14,423	8,379	685	765	890	1,578	1,181
Siam ... „	9,520	673
Lohia ... „	4,872	6,664	77	169
Austria ... „	1,232	148
Egypt ... „	41,888	11,760	1,344	774	200	150
Hedaidah ... „	9,856	2,912	6,160	133	69	128
M. kha ... „	65,415	115,192	22,820	7,042	258,230	1,349	1,194	473	153	5,678
Arabian Gulf Ports ... „	4,704	4,242	25,270	144	132	351
China ... „	20,405	8,554	7,784	7,553	7,402	1,677	958	927	717	733
France ... „	2,296	123
Djibouti and Obokh ... „	10,136	15,190	14,294	5,656	9,212	679	652	712	309	638
Mozambique ... „	700	87
Jeddah ... „	133,504	2,567
Turkey in Europe ... „	6,244	145
Caizan ... „	48,972	239,830	135,170	889	4,927	2,823
Comfidah ... „	13,882	34,552	244	739
Other Foreign Countries „	2,505	4,401	7,154	8,058	1,323	145	132	225	203	78
Total Foreign Countries ... Lbs.	740,155	817,283	758,797	1,066,406	1,324,643	24,753	18,670	17,400	24,162	31,007
Total British Empire and Foreign Countries ... Lbs.	795,114	873,611	792,385	1,174,607	1,386,268	27,061	20,728	18,990	28,269	33,228
Total Value, Food, Drink and Tobacco ... Valued.	10,47,038	9,55,319	9,80,484	10,77,465	14,75,234

SEA-BORNE TRADE.

GENERAL EXPORTS.
YEARS 1908-09 TO 1912-13.

No. 8—continued.

Quantities and Value of Principal and Other Articles, Exported from the Port of Aden, in each Official Year, from 1908-1909 to 1912-1913—continued.

ARTICLES, AND COUNTRIES TO WHICH EXPORTED.	Quantities.					Value.				
	1908-1909.	1909-1910.	1910-1911.	1911-1912.	1912-1913.	1908-1909.	1909-1910.	1910-1911.	1911-1912.	1912-1913.
II.—RAW MATERIALS AND PRODUCE AND ARTICLES MAINLY UNMANUFACTURED—continued.										
A. COAL, COKE, AND PATENT FUEL—										
1. Coal—										
Perim Tons.	1,920	2,560
Zanzibar "	100	133
Other British Possessions... "	$\frac{1}{20}$	1
Total British Empire ... Tons.	$\frac{1}{20}$	2,020	1	2,693
Italian East Africa ... Tons.	80	1,130	120	160	1,557	167
Confidah "	50	67
Other Foreign Countries... "	7	10
Total Foreign Countries... Tons.	87	1,130	170	170	1,557	234
Total British Empire and Foreign Countries ... Tons.	$87\frac{1}{20}$	3,150	170	171	4,250	234
Patent Fuel—										
Other Foreign Countries ... Tons.	$27\frac{1}{2}$	45
Total British Empire and Foreign Countries ... Tons.	$27\frac{1}{2}$	45
B. GUMS, RESINS AND LAC—										
1. Gums and Resins—										
(a) Arabic—										
United Kingdom ... Cwt.	163	728	63	443	1,451	200
Zanzibar... .. "	54	36	47	113	90	74	75	189
Calcutta "	292	582
India—Bombay "	6,791	9,168	8,140	4,850	9,340	9,219	11,264	11,718	7,483	13,430
Other British Possessions. "	50	98	42	23	2	32	116	69	41	3
Total British Empire... Cwt.	6,865	9,602	8,392	5,631	9,810	9,341	11,554	12,305	8,975	14,404
German East Africa ... Cwt.	160	310
Suez "	55	68
Italy "	126	267	216	237	615	524
Austria "	405	243	717	550
United States "	38	73
Germany "	103	1,780	2,390	483	148	2,761	4,326	1,143
France "	346	188	932	121	564	253	2,470	209
Djibouti "	174	123
Egypt "	132	193
Belgium "	50	70	127	220
Mokha "	205	252
Other Foreign Countries. Cwt.	114	95	43	75	140	103	141	52	85	165
Total Foreign Countries . Cwt.	568	453	2,528	4,172	1,235	820	660	3,890	6,531	2,503
Total British Empire and Foreign Countries ... Cwt.	7,433	10,055	10,920	9,803	11,045	10,161	12,214	16,195	17,556	16,907
(b) Benjamin—										
Other British Possessions. Cwt.	12	10	14	11	$23\frac{1}{8}$	30	40	42	22	55
Total British Empire ... Cwt.	12	10	14	11	$23\frac{1}{8}$	30	40	42	22	55
Mossawah Cwt.	57	47	71	94	115	83	201	197
Confidah "	69	44	113	67
Hodeidah "	186	500	147	135	294	344	446	319	294	811
Mokha "	47	56	193	74	90	461
Arabian Gulf Ports "	30	24	22	74	67	71
Fursan "	38	87
Gaizan "	75	125	115	121	203	254
Other Foreign Countries. "	93	108	131	84	$65\frac{7}{12}$	162	195	221	168	151
Total Foreign Countries . Cwt.	490	586	352	439	$783\frac{7}{12}$	895	935	682	938	1,945
Total British Empire and Foreign Countries ... Cwt.	502	596	366	450	803 $\frac{1}{2}$	925	975	724	960	2,000
(c) Olibanum or Frankincense—										
United Kingdom ... Cwt.	158	65	348	392	320	300	130	597	733	500
Somaliland "	281	142	136	254	158	117	144	193
Straits Settlements "	287	214	897	414	1,078	337	206	704	310	979
Suakin, etc. "	715	541	656	1,177	432	613	636	1,170
Zanzibar "	234	194
India—Bombay "	12,634	13,371	14,179	18,803	12,001	10,691	11,053	15,697	21,783	9,990
Other British Possessions. "	24	110	26	6	$34\frac{1}{2}$	18	59	46	3	55
Total British Empire . Cwt.	13,384	14,505	16,133	20,407	15,038 $\frac{1}{2}$	11,524	11,880	17,774	23,609	13,091

GENERAL EXPORTS.
YEARS 1908-09 TO 1912-13.

SEA-BORNE TRADE.

No. 8—continued.

Quantities and Value of Principal and Other Articles, Exported from the Port of Aden, in each Official Year, from 1908-1909 to 1912-1913—continued.

ARTICLES, AND COUNTRIES TO WHICH EXPORTED.	Quantities.					Value.				
	1908-1909.	1909-1910.	1910-1911.	1911-1912.	1912-1913.	1908-1909.	1909-1910.	1910-1911.	1911-1912.	1912-1913.
II.—RAW MATERIALS AND PRODUCE AND ARTICLES MAINLY UNMANUFACTURED—continued.						£	£	£	£	£
B. GUMS, RESINS AND LAC—contd.										
1. Gums and Resins—continued.										
(c) Olibanum or Frankincense—continued.										
Russia Cwt.	484	139	137	601	887	70	223	1,337
Turkey in Europe	45	273	67	447
Austria	626	531	1,220	1,295	2,568	735	726	1,963	2,283	3,616
France	348	295	199	302	532	520	390	380	578	1,085
Germany	832	1,719	1,716	920	2,562	1,294	2,378	3,676	2,431	4,148
Other Countries in Europe	77	101
Italy	90	67	167	112	100	337
North Africa, etc.	625	563
Mokha	135	177
Mossawah	660	604	1,078	730	1,738	347	414	905	616	1,489
Egypt	2,388	1,018	1,166	1,168	1,482	2,513	1,471	1,732	1,977	2,469
Jedah	176	397	98	345
Hodeidah	128	79	78	200	106	116	104	276
Turkey in Asia	220	83	156	1,069½	234	240	122	1,219
China	100	67
Dankali Ports	107	106
Djibouti and Obokh	1,561	1,928	3,314	2,994	4,870	902	1,184	2,723	2,860	4,016
Java	103	548	430	606	92	479	352	670
Gaizan	60	74
Muscat	90	92
Other Foreign Countries	355	144	191	151	113	234	53	176	151	107
Total Foreign Countries... Cwt.	8,376	6,710	9,605	8,473	17,558	8,378	7,128	12,366	11,861	22,019
Total British Empire and Foreign Countries ... Cwt.	21,760	21,215	26,738	23,880	32,656½	19,902	19,008	30,140	35,473	35,110
(d) Rosin—										
Other British Possessions, Cwt.	4	3
Total British Empire .. Cwt.	4	3
Mokha Cwt.	86	121
Other Foreign Countries,	45	59
Total Foreign Countries, Cwt.	131	180
Total British Empire and Foreign Countries ... Cwt.	135	183
(e) Other sorts—										
United Kingdom ... Cwt.	461	705	352	977	268½	1,491	1,950	880	2,958	878
Somaliland	193	79
Zanzibar	43	87	78	96
Suakin, etc.	208	73	49	480	138	90	78	378
India—Bombay	1,576	1,964	2,858	1,745	960	2,496	2,245	3,714	3,368	1,503
Other British Possessions, ..	190	217	72	166	134	123	115	137	77	66
Total British Empire... Cwt.	2,227	3,137	3,548	2,937	2,029½	4,109	4,526	4,900	6,481	2,921
France Cwt.	65	37	26	217	120	113	83	740
Austria	169	402	252	13	82	501	721	513	67	177
Germany... ..	334	392	298	316	323	985	865	723	833	809
Italy	106	106	135	32	673	381	373	401	98	1,182
Mossawah	265	182	111	137	269	227	213	147	211	380
Egypt	9,534	8,696	9,244	8,528	7,680	12,011	11,153	11,850	12,964	11,405
United States	78	169	183	80	237	531	525	210
Jeddah	76	161	75	237
Confidah	197	136	137½	157	181	106
Gaizan	289	381
Lohia	60	68
Hodeidah	1,409	978	701	466	1,131	1,095	1,224	998	728	1,443
Mokha	160	420	74	601
China	140	121	150	208	345	187	180	100	373	427
Djibouti and Obokh	343	737	509	362	649	193	490	355	158	428
Touquin	90	93
Other Foreign Countries ..	217	453	296	255	126½	200	254	298	312	109
Total Foreign Countries ... Cwt.	13,075	12,182	11,835	10,752	12,582½	16,274	15,823	15,949	16,626	18,635
Total British Empire and Foreign Countries ... Cwt.	15,302	15,319	15,383	13,089	14,612	20,383	20,354	20,849	23,107	21,556
Total Gums ... Cwt.	41,997	47,185	62,407	52,824	59,255½	51,371	52,151	67,908	77,096	75,756

SEA-BORNE TRADE.

GENERAL EXPORTS.
YEARS 1903-09 TO 1912-13.

No. 8—continued.

Quantities and Value of Principal and Other Articles, Exported from the Port of Aden, in each Official Year, from 1908-1909 to 1912-1913—continued.

ARTICLES, AND COUNTRIES TO WHICH EXPORTED.	Quantities.					Value.							
	1908-1909.	1909-1910.	1910-1911.	1911-1912.	1912-1913.	1908-1909.	1909-1910.	1910-1911.	1911-1912.	1912-1913.			
II.—RAW MATERIALS AND PRODUCE AND ARTICLES MAINLY UNMANUFACTURED—continued.													
C.—HIDES AND SKINS, RAW AND DRESSED AND LEATHER, UNWROUGHT—continued.													
1. Hides, Raw—continued.													
(b) Cow—													
United Kingdom ...	Cwt. & Nos.	3,179	4,482	4,622	8,253	11,122	£	12,341	£	22,731	19,329	36,835	53,926
			31,790	44,821	46,225	82,532							
Zanzibar ...	Cwt. & Nos.	88	540
			1,967	592	4,020	1,699							
India—Bombay ...	Cwt. & Nos.	19,672	5,920	40,195	16,490	4,720	4,682	1,371	10,499	3,272	683
			23	6	14	3							
Other British Possessions ...	Cwt. & Nos.	224	63	141	26	30	50	23	65	12	12
			5,169	5,080	8,656	9,955							
Total British Empire ...	Cwt. & Nos.	51,686	50,804	86,561	99,548	116,848	17,073	24,125	29,893	40,109	55,161
			32							
Egypt ...	Cwt. & Nos.	147
			4,712	4,265	5,850	5,314							
Austria ...	Cwt. & Nos.	47,110	42,650	58,503	53,140	30,732	10,218	8,956	15,232	15,603	9,510
			8,125	6,523	8,105	8,099							
France ...	Cwt. & Nos.	81,249	65,223	81,047	80,990	84,116	21,952	21,850	33,375	23,691	28,792
			2,712	6,680	940	177							
Germany ...	Cwt. & Nos.	27,116	66,800	9,405	1,769	34,234	11,907	24,923	4,353	593	23,175
			20	433	858	459							
Belgium ...	Cwt. & Nos.	200	4,332	8,580	4,585	9,683	107	2,270	3,889	1,787	5,382
			302	180	80							
Holland ...	Cwt. & Nos.	3,020	1,800	800	809	1,280	600	193	293
			856	2,480	6,326	2,264							
Italy ...	Cwt. & Nos.	8,554	24,800	63,255	22,640	36,982	2,519	7,753	19,051	7,310	14,563
			373	737	1,150	630							
Spain ...	Cwt. & Nos.	3,730	7,370	11,500	6,300	2,660	981	2,040	2,633	1,583	1,440
			50							
Portugal ...	Cwt. & Nos.	500	2,060	206	733
			817							
D'jibouti ...	Cwt. & Nos.	8,165	1,940	2,405	700
			1,613	3,126	3,712	2,541							
Turkey in Europe ...	Cwt. & Nos.	16,150	31,255	37,117	25,406	7,740	6,762	12,957	17,590	11,960	4,358
			1,168	164							
United States ...	Cwt. & Nos.	11,680	1,640	5,700	4,773	490	1,709
			70							
Persia ...	Cwt. & Nos.	700	227
			16	1,216	601							
Turkey in Asia ...	Cwt. & Nos.	160	12,155	6,010	87	6,243	2,882
			165							
North Africa ...	Cwt. & Nos.	1,655	713
			14							
Greece ...	Cwt. & Nos.	140	67
									
Russia in Europe ...	Cwt. & Nos.	135	80
			208							
Other Countries in Europe.	Cwt. & Nos.	2,080	1,000
			14	29	18	26							
Other Foreign Countries.	Cwt. & Nos.	140	299	177	260	109	29	21	47	86	25
			23,131	24,691	28,207	21,222							
Total Foreign Countries ...	Cwt. & Nos.	201,304	246,909	282,059	212,205	216,840	61,468	82,586	102,560	68,771	91,060
			25,300	29,771	36,863	31,177							
Total British Empire and Foreign Countries.	Cwt. & Nos.	252,980	297,713	398,620	311,753	333,638	78,541	106,711	132,463	103,880	146,221
									

GENERAL EXPORTS.
YEARS 1908-09 TO 1912-13.

SEA-BORNE TRADE.

No. 8—continued.

Quantities and value of Principal and Other Articles, Exported from the Port of Aden, in each Official Year, from 1908-09 to 1912-13—continued.

ARTICLES, AND COUNTRIES TO WHICH EXPORTED.	Quantities.					Value.				
	1908-1909.	1909-1910.	1910-1911.	1911-1912.	1912-1913.	1908-1909.	1909-1910.	1910-1911.	1911-1912.	1912-1913.
II.—RAW MATERIALS AND PRODUCE AND ARTICLES MAINLY UNMANUFACTURED—continued.						£	£	£	£	£
C.—HIDES AND SKINS, RAW AND DRESSED, AND LEATHER, UNWROUGHT—continued.										
I. Hides, Raw—contd.										
(c) Others—										
India—Bombay ... {	Cwt. & No.
					310					511
					3,100					
Total British Empire ... {	Cwt. & No.
					310					511
					3,100					
Italy ... {	Cwt. & Nos.
					141					313
					1,405					
Austria ... {	Cwt. & Nos.
					60					140
					600					
Other Foreign Countries ... {	Cwt. & Nos.
					19					19
					192					
Total Foreign Countries ... {	Cwt. & Nos.
					220					472
					2,197					
Total British Empire and Foreign Countries. {	Cwt. & Nos.
					530					983
					5,207					
2. Skins, Raw— (a, Goat Skins—										
United Kingdom ... {	Cwt. & Nos.	1,612	7,429	3,705	6,251	13,598	8,8 ⁶⁴	50,356	20,783	36,501
		128,971	594,320	296,385	500,100	1,087,875				87,381
Zanzibar ... {	Cwt. & Nos.	35	98	198	162
			2,760	7,820				
India—Bombay ... {	Cwt. & Nos.	2,404	1,804	1,072	3,626	3,126	4,970	3,140	1,780	6,533
		192,350	144,300	85,780	290,075	250,060				4,584
„ Calcutta ... {	Cwt. & Nos.	35	93
		2,800				
Other British Possessions. {	Cwt. & Nos.	2	10	7	13	23	53	14
		130	800	540	1,062				58
Total British Empire ... {	Cwt. & Nos.	4,053	9,278	4,875	9,884	16,737	13,970	53,747	22,725	43,048
		324,251	742,180	389,985	790,715	1,338,997				92,022
Mossawah ... {	Cwt. & Nos.	15	100
		478	1,000	79	240				
Austria ... {	Cwt. & Nos.	982	2,947	7,740	534	1,259
		38,200	78,540	6,340	19,172
France ... {	Cwt. & Nos.	1,962	1,264	4,881	4,317	6,210	10,287	9,425	28,046	18,976
		156,950	101,100	390,510	345,340	496,775				29,572
Independent Somali Ports. {	Cwt. & Nos.	41	130
		81	282	257	316
Germany ... {	Cwt. & Nos.	510	1,509	1,187	1,310
		6,510	22,560	20,565	25,255	5,710				533
United States ... {	Cwt. & Nos.	44,972	48,265	46,317	44,428	34,828	245,352	321,315	281,828	265,017
		3,597,770	3,861,270	3,705,349	3,554,212	2,786,192				213,282
Holland ... {	Cwt. & Nos.	23	74	30	168	333
		1,800	5,920	2,400				250
North Africa ... {	Cwt. & Nos.	67
		980

SEA-BORNE TRADE.

GENERAL EXPORTS.
YEARS 1908-09 TO 1912-13.

No. 8—continued.

Quantities and Value of Principal and Other Articles, Exported from the Port of Aden, in each Official Year, from 1908-09 to 1912-13—continued.

ARTICLES, AND COUNTRIES TO WHICH EXPORTED.	Quantities.					Value.				
	1908-1909.	1909-1910.	1910-1911.	1911-1912.	1912-1913.	1908-1909.	1909-1910.	1910-1911.	1911-1912.	1912-1913.
II.—RAW MATERIALS AND PRODUCE AND ARTICLES MAINLY UNMANUFACTURED—continued.						£	£	£	£	£
C.—HIDES AND SKINS, RAW AND DRESSED, AND LEATHER, UNWROUGHT—continued.										
2 Skins Raw—continued.										
(a) Goat Skins—continued.										
Belgium ...	Cwt. & Nos. 15	18	1,365	82½	80	577	8,653	533
Other Foreign Countries.	Cwt. & Nos. 5	2	109,160 9	6,600 30¼	33	3	22	50	102
Total Foreign Countries ...	Cwt. & Nos. 448	120	200	760	2,190	259,444	341,002	320,270	286,742	244,272
Total British Empire and Foreign Countries.	Cwt. & Nos. 47,548	50,903	52,002	49,351	41,252¾	273,414	394,749	342,995	329,790	336,294
(b) Sheep Skins—										
United Kingdom ...	Cwt. & Nos. 51,601	60,181	57,777	59,235	57,989¾	38,853	72,310	81,938	66,103	82,705
Zanzibar ...	Cwt. & Nos. 4,128,109	4,814,260	4,622,129	4,738,754	4,638,904	119	167
Australia ...	Cwt. & Nos. 6,833	10,702	11,110	8,715	11,249½	810
Madras ...	Cwt. & Nos. 546,652	856,195	838,784	697,184	899,944 52	320
India—Bombay ...	Cwt. & Nos. 815	586	269	469	8,000 252	1,443	1,385	713	659	373
Other British Possessions.	Cwt. & Nos. 65,240	46,915	21,520	37,530	10,150 1	34	20	6
Madras—Other Ports.	Cwt. & Nos. 1,800	190	62 240	667
Total British Empire ...	Cwt. & Nos. 7,671	11,290	11,433	9,344	11,894½	40,330	73,715	82,771	67,572	84,238
Austria ...	Cwt. & Nos. 334	1,101	513	508	13	1,120	4,668	1,788	2,260	102
France ...	Cwt. & Nos. 26,725	88,065	41,072	40,670	1,070 5,698	23,332	17,307	17,923	27,740	33,930
Germany ...	Cwt. & Nos. 412,724	216,320	294,163	401,795	453,430 795	10,921	15,498	4,798	5,300	3,516
Belgium ...	Cwt. & Nos. 163,480	177,232	76,000	85,190	63,584 3,313¾	1,673	15,217	21,956	42,137	27,049
Spain ...	Cwt. & Nos. 17,000	154,660	197,010	431,860	265,070 249	1,539
Holland ...	Cwt. & Nos. 3,809	79	881	19,900	215 75	21,060	600	7,452	1,912	900
Italy ...	Cwt. & Nos. 304,700	6,300	70,460	17,180	6,000 18	446	80	40
United States ...	Cwt. & Nos. 4,200	1,410	1,444 6,549	44,125	58,778	50,550	37,846	58,002
Mossawah ...	Cwt. & Nos. 510,490	689,424	483,475	381,670	523,921 17½	140
Other Foreign Countries.	Cwt. & Nos. 2	23	19	1,400 8¼	12	74	80	31
Total Foreign Countries ...	Cwt. & Nos. 18,055	16,669	14,613	17,217	16,457½	107,689	112,148	101,550	118,814	123,710
Total British Empire and Foreign Countries.	Cwt. & Nos. 1,444,479	1,333,431	1,169,000	1,379,765	1,316,549	148,019	186,863	187,321	186,386	207,948

GENERAL EXPORTS.

SEA-BORNE TRADE.

YEARS 1908-09 TO 1912-13.

No. 8—continued.

Quantities and Value of Principal and Other Articles, Exported from the Port of Aden, in each Official Year, from 1908-1909 to 1912-1913—continued.

ARTICLES, AND COUNTRIES TO WHICH EXPORTED.	Quantities.					Value.				
	1908-1909.	1909-1910.	1910-1911.	1911-1912.	1912-1913.	1908-1909.	1909-1910.	1910-1911.	1911-1912.	1912-1913.
II.—RAW MATERIALS AND PRODUCE AND ARTICLES MAINLY UNMANUFACTURED—continued.						£	£	£	£	£
C.—HIDES AND SKINS, RAW AND DRESSED, AND LEATHER, UNWROUGHT—continued.										
2. Skins, Raw—continued.										
(c) Other skins—										
United Kingdom ...	Cwt. & Nos. 483	1,225	1,469	1,827	2,179	1,977	8,448	8,133	9,224	10,079
Somaliland ...	Cwt. & Nos. 154,621	391,940	470,000	584,500	697,336	67
India—Bombay ...	Cwt. & Nos. 193	1,000	1,277	1,096	792	1,441
Other British Possessions.	Cwt. & Nos. 35	70	2,400	3,740	19	19	47	55
Total British Empire ...	Cwt. & Nos. 676½	1,390½	1,598	1,839	2,422	3,273	9,630	8,972	9,279	11,520
Austria ...	Cwt. & Nos. 34	19	38	14	47	103	180	203	77	248
France ...	Cwt. & Nos. 11,001	6,140	11,945	4,560	15,000	79	8,279	413	867
Germany ...	Cwt. & Nos. 1,021	1,481	661	2,095	2,008	4,112	8,315	3,722	11,274	9,736
Belgium ...	Cwt. & Nos. 326,760	473,920	211,610	670,520	642,690	1,327	2,533
United States ...	Cwt. & Nos. 95	131	33	2,001	800	727
Other Foreign Countries.	Cwt. & Nos. 30,565	41,760	10,600	37	14	48
Total Foreign Countries ...	Cwt. & Nos. 1,154	1,651	2,990	2,641	2,247	6,253	9,388	13,528	15,024	10,899
Total British Empire and Foreign Countries.	Cwt. & Nos. 1,830½	3,041½	4,588	4,480	4,669	9,526	19,018	22,500	24,303	22,419
3. Cutting of Hides and Skins (raw)—										
D'jabouti and Obokh ...	Cwt. & Nos. 8½	34
United States of America ...	Cwt. & Nos. 11½	17
Other Foreign Countries ...	Cwt. & Nos. 14½	81
Total British Empire and Foreign Countries ...	Cwt. & Nos. 35	294
4. Hides, Tanned or Dressed—										
(b) Cow Hides—										
Other British Possessions.	Cwt. & Nos. 16	½	1½	½	10	7	8	8
Total British Empire ...	Cwt. & Nos. 16	½	1½	½	10	7	8	8
D'jabouti and Obokh...	Cwt. & Nos. 382½	42	956	292
Other Foreign Countries.	Cwt. & Nos. 7	1	12	3
Total Foreign Countries ...	Cwt. & Nos. 389½	1	42	968	3	292
Total British Empire and Foreign Countries.	Cwt. & Nos. 405½	1½	1½	42½	978	10	8	300

SEA-BORNE TRADE.

GENERAL EXPORTS.
YEARS 1908-09 TO 1912-13.

No. 8—continued.

Quantities and Value of Principal and Other Articles, Exported from the Port of Aden,
in each Official Year, from 1908-09 to 1912-13—continued.

ARTICLES, AND COUNTRIES TO WHICH EXPORTED.	Quantities.					Value.				
	1908-1909.	1909-1910.	1910-1911.	1911-1912.	1912-1913.	1908-1909.	1909-1910.	1910-1911.	1911-1912.	1912-1913.
II.—RAW MATERIALS AND PRODUCE AND ARTICLES MAINLY UNMANUFACTURED—continued.						£	£	£	£	£
C.—HIDES AND SKINS. RAW AND DRESSED, AND LEATHER, UNWROUGHT—continued.										
5. Skins, Tanned or Dressed—										
(a) Goat Skins—										
Other British Possessions. { Cwt. & No.	4 40	2 125	12 920	$\frac{1}{2}$ 40	3	17	75	2
Total British Empire. { Cwt. & No.	4 40	2 125	12 920	$\frac{1}{2}$ 40	3	17	75	2
Djibouti and Obokh. { Cwt. & No.	119 $\frac{3}{4}$ 9,070	218 17,452	345 27,630	209 16,712	591	1,456	2,280	1,351
Other Foreign Countries. { Cwt. & No.	2 160	214 17,143	12 900	22 1,780	2 120	11	1,084	80	109	133
Mossowah ... { Cwt. & No.	39 3,080	308
Total Foreign Countries. { Cwt. & No.	115 $\frac{3}{4}$ 9,230	214 17,143	230 18,352	367 29,410	250 19,914	602	1,084	1,536	2,389	1,792
Total British Empire and Foreign Countries. { Cwt. & No.	119 $\frac{3}{4}$ 9,270	216 17,268	242 19,272	367 29,410	250 19,952	605	1,101	1,611	2,389	1,794
(b) Sheep Skins—										
Somaliland ... { Cwt. & No.	25 2,000	167
Other British Possessions. { Cwt. & No.	$\frac{1}{2}$ 40	3
Total British Empire. { Cwt. & No.	25 2,000	$\frac{1}{2}$ 40	167	3
Djibouti ... { Cwt. & No.	206 $\frac{1}{2}$ 16,495	70 5,600	155 12,430	1,372	493	1,141
Italy ... { Cwt. & No. 2,000	133
Other Foreign Countries. { Cwt. & No.	4 320	24
Mossowah ... { Cwt. & No.	27 2,160	144
Total Foreign Countries. { Cwt. & No.	210 $\frac{1}{2}$ 16,815	25 2,000	70 5,600	182 14,590	1,396	133	493	1,285
Total British Empire and Foreign Countries. { Cwt. & No.	210 $\frac{1}{2}$ 16,815	50 4,000	70 5,600	182 $\frac{1}{2}$ 14,630	1,396	300	493	1,288
(c) Other Skins—										
Other British Possessions. { Cwt. & No.	2 540	55
Total British Empire. { Cwt. & No.	2 540	55
Djibouti and Obokh. { Cwt. & No.	7 2,240	200
Total Foreign Countries. { Cwt. & No.	7 2,240	200
Total British Empire and Foreign Countries. { Cwt. & No.	9 2,780	255

GENERAL EXPORTS.

SEA-BORNE TRADE.

YEARS 1908-09 TO 1912-13.

No. 8—continued.

Quantities and Value of Principal and Other Articles, Exported from the Port of Aden, in each Official Year, from 1908-09 to 1912-13—continued.

ARTICLES, AND COUNTRIES TO WHICH EXPORTED.	Quantities.					Value.				
	1908-1909.	1909-1910.	1910-1911.	1911-1912.	1912-1913.	1908-1909.	1909-1910.	1910-1911.	1911-1912.	1912-1913.
II.—RAW MATERIALS AND PRODUCE AND ARTICLES MAINLY UNMANUFACTURED—continued.						£	Rs.	£	£	£
C.—HIDES AND SKINS, RAW AND DRESSED, AND LEATHER, UNWROUGHT—continued.										
6. Leather Unwrought—										
Other British Possessions . Cwt.	1	½	5	2
Total British Empire ... Cwt.	1	½	5	2
Djibouti Cwt.	14	3	69	82
Other Foreign Countries . „	20½	1/8	46	2
Total Foreign Countries ... Cwt.	34½	3	1/8	115	82	2
Total British Empire and Foreign Countries ... Cwt.	35½	3½	1/8	120	84	2
Total Hides and Skins, Raw and Dressed, and Leather, Unwrought. { Cwt. & No.	105,193	121,168½	125,602½	121,925	125,430 ^{7/16}	5,12,479	7,07,442	6,87,310	6,52,333	7,17,798
	7,055,212	8,338,677	8,565,834	8,646,521	8,777,966					
D.—METALLIC ORES AND SCRAP METAL FOR REMANUFACTURE—										
1. Ores—										
(a) Copper—										
Other Foreign Countries ... Cwt.	6	19
Total Foreign Countries. Cwt.	6	19
2. Scrap Metal for re-manufacture—										
(a) Copper, old for re-manufacture—										
India—Bombay Cwt.	198	34	71	77	350½	290	92	182	184	925
Other British Possessions. „	1	5	1	8
Total British Empire ... Cwt.	198	34	71	78	355½	290	92	182	185	933
Djibouti and Obokh ... Cwt.	37	97
Other Foreign Countries. „	4½	16	3½	6	10	47	10	11
Austria „	47	215
Total Foreign Countries. Cwt.	4½	16	3½	90	10	47	10	323
Total British Empire and Foreign Countries ... Cwt.	202½	34	87	81½	445½	300	92	229	195	1,256
(b) Iron or Steel, old for re-manufacture—										
India—Bombay... .. Cwt.	1,917	957	154	90
Other British Possessions ... „	2	1	314	988	1	1	50	55
Total British Empire ... Cwt.	1,919	958	314	988	155	91	50	55
Other Foreign Countries. „	55	8	2,002	36	1	65
Total Foreign Countries. Cwt.	55	8	2,002	36	1	65
Total British Empire and Foreign Countries ... Cwt.	1,974	958	322	2,990	191	91	51	120
Total Metallic ores and scrap metal for re-manufacture ... Cwt.	2,182½	992	87	403½	3,435½	510	183	229	246	1,376
E.—OILS—										
1. Animals—										
Other British Possessions . Gals.	908	172	235	64	9	7
Total British Empire ... Gals.	908	172	235	64	9	7
Jeddah Gals.	2,016	71
Mossowah „	890	68
Presia „	2,448	82
Other Foreign Countries. „	1,438	5,272	4,622	3,770	85	170	138	148
Total Foreign Countries ... Gals.	1,438	10,626	4,622	3,770	85	391	138	148
Total British Empire and Foreign Countries ... Gals.	2,346	10,626	4,794	4,005	149	391	147	155

SEA-BORNE TRADE.

GENERAL EXPORTS.
YEARS 1908-09 TO 1912-13.

No. 8—continued.

Quantities and Value of Principal and Other Articles, Exported from the Port of Aden, in each Official Year, from 1908-09 to 1912-13—continued.

ARTICLES, AND COUNTRIES TO WHICH EXPORTED.	Quantities.					Value.				
	1908-1909.	1909-1910.	1910-1911.	1911-1912.	1912-1913.	1908-1909.	1909-1910.	1910-1911.	1911-1912.	1912-1913.
II.—RAW MATERIALS AND PRODUCE AND ARTICLES MAINLY UNMANUFACTURED—continued.										
E.—OILS—continued.										
2. Essential—										
(b) Other Sorts—										
Other British Possessions Gals.	212	70	53	48	47	21
Total British Empire ... Gals.	212	70	53	48	47	21
Djabouti Gals.	1,123	517	414	477	233	136
Hodaidah "	129	112
Other Foreign Countries. "	26	6	20	28	12	40
Total Foreign Countries. Gals.	1,149	523	563	505	245	288
Total British Empire and Foreign Countries ... Gals.	1,361	593	616	553	292	309
3. Mineral—										
(a) Kerosine—										
Somaliland Gals.	77,064	27,986	38,148	29,632	32,434	2,624	962	1,235	926	1,177
Perim "	6,240	5,606	4,680	6,440	13,554	258	215	188	231	601
Feychelles "	2,320	6,176	3,200	77	185	97
Zanzibar "	19,360	36,128	7,604	582	1,071	253
India—Cutch "	34,004	16,000	1,030	467
Other British Possessions "	48	560	400	3	24	12
Total British Empire ... Gals.	85,672	34,152	102,368	88,600	56,792	2,962	1,201	3,220	2,707	2,028
Mossowah Gals.	35,164	34,036	4,676	1,098	1,093	141
Dunkali Coast "	3,311	4,464	4,492	6,132	9,316	165	140	139	190	318
Independent Somali Ports... .. "	2,124	3,066	2,974	4,948	5,254	73	102	100	153	183
Italian East Africa "	13,628	37,226	81,208	56,440	64,520	483	1,250	2,545	1,731	2,294
Confidah "	28,504	12,560	7,720	63,600	1,608	979	403	248	1,914	74
Gaizan "	5,368	21,516	14,740	41,092	102,656	179	717	447	1,248	3,446
Lohia "	2,000	22,313	10,816	3,200	67	703	319	118
Jedah "	4,680	2,880	140	89
Hodaidah "	16,000	11,848	266,764	14,660	169,204	53	449	8,588	438	6,518
Fursan "	50,048	8,456	8,176	5,288	1,670	283	206	187
Mokha "	298,403	282,279	43,368	168,412	407,884	10,198	9,381	1,337	5,136	14,121
Arabian Gulf Ports "	120,022	110,736	101,602	111,027	100,084	4,464	3,697	3,209	3,423	3,166
Mnsat "	4,756	159
Mozambique "	24,000	700
Djabouti and Obokh "	63,178	19,104	12,775	15,200	116,480	218	637	424	464	3,931
Other Foreign Countries. "	2,780	2,224	1,716	3,932	1,584	93	71	55	116	51
Total Foreign Countries. Gals.	640,535	518,159	601,344	533,111	987,078	20,220	17,270	19,137	16,179	34,407
Total British Empire and Foreign Countries ... Gals.	726,207	552,311	703,712	621,711	1,043,870	23,182	18,471	22,357	18,886	36,435
(b) Paraffin wax—										
Other British Possessions Cwt.	½	2
Total British Empire ... Cwt.	½	2
Total British Empire and Foreign Countries ... Cwt.	½	2
(c) Other kinds—										
Other British Possessions Gals.	145	30
Total British Empire ... Gals.	145	30
Djabouti and Obokh ... Gals.	1,351	182
Italian East Africa ... "	7,069	762
Other Foreign Countries. "	264	26
Total Foreign Countries. Gals.	8,684	970
Total British Empire and Foreign Countries ... Gals.	8,829	1,000
4. Vegetable, Non-essential—										
(a) Castor—										
Other British Possessions Gals.	40	5
Total British Empire ... Gals.	40	5

GENERAL EXPORTS.
YEARS 1908-09 TO 1912-13.

SEA-BORNE TRADE.

No. 8—continued.

Quantities and Value of Principal and Other Articles, Exported from the Port of Aden, in each Official Year, from 1908-09 to 1912-13—continued.

ARTICLES, AND COUNTRIES TO WHICH EXPORTED.	Quantities.					Value.				
	1908-1909.	1909-1910.	1910-1911.	1911-1912.	1912-1913.	1908-1909.	1909-1910.	1910-1911.	1911-1912.	1912-1913.
II.—RAW MATERIALS AND PRODUCE AND ARTICLES MAINLY UNMANUFACTURED—continued. E.—OILS—continued.						£	£	£	£	£
4. Vegetable, Non-essential—contd. (a) Castor—continued.										
Other Foreign Countries. Gals.	189	71
Total Foreign Countries. Gals.	189	71
Total British Empire and Foreign Countries ... Gals.	229	76
(b) Coconut—										
Other British Possessions ... Gals.	407	466	321	340	437	52	72	56	63	79
Total British Empire ... Gals.	407	466	321	340	437	52	72	56	63	79
Djibouti ... Gals.	640	605	84	103
Other Foreign Countries. "	1,002	795	990	1,053	543	119	92	142	154	80
Total Foreign Countries. Gals.	1,002	795	990	1,693	1,148	119	92	142	238	183
Total British Empire and Foreign Countries. Gals.	1,409	1,261	1,311	2,033	1,585	171	164	198	301	262
(c) Linseed—										
Other British Possessions ... Gals.	498	81
Total British Empire ... Gals.	498	81
Other Foreign Countries. Gals.	143	28
Total Foreign Countries. Gals.	143	28
Total British Empire and Foreign Countries ... Gals.	641	109
(h) Sesamum (Til or Jinjili)—										
Somaliland ... Gals.	3,408	4,092	2,806	3,127	3,191	420	451	323	408	453
Perim ... "	823	554	1,064	967	1,241	82	68	115	114	161
Suakin ... "	925	895	88	117
Other British Possessions ... "	66	483	20	6	51	1
Total British Empire ... Gals.	4,233	4,712	4,795	4,577	5,247	502	525	526	573	735
Mossowah ... Gals.	4,565	2,390	3,190	6,320	5,185	558	237	369	753	726
Jeddah ... "	15,855	12,870	3,310	5,830	2,492	1,524	430	752
Arabian Gulf Ports ... "	25,874	30,400	34,319	31,875	32,801	3,267	3,444	3,841	3,660	4,694
Muscat ... "	2,670	1,016	2,065	3,061	2,615	304	93	217	319	337
Italian East Africa ... "	3,570	1,610	17,303	16,376	5,080	479	149	1,721	2,069	733
Djibouti and Obokh ... "	3,460	5,400	6,455	3,777	5,802	417	581	798	489	858
Egypt ... "	1,200	1,760	3,950	142	120	425
Independent Somali Ports ... "	706	1,363	1,362	79	140	177
Madagascar ... "	790	107
Hodaidah ... "	535	127
Dunkali Coast ... "	445	96
Other Foreign Countries. "	1,830	2,123	950	1,025	995	249	226	101	121	157
Total Foreign Countries. Gals.	59,024	55,839	66,743	71,847	60,650	7,908	6,284	7,246	8,513	8,657
Total British Empire and Foreign Countries ... Gals.	63,257	60,551	71,543	70,124	65,997	8,410	6,809	7,772	9,086	9,392
(j) Other Sorts—										
Somaliland ... Gals.	364	4,434	365	158
Other British Possessions ... "	304	245	219	172	5	37	63	41	36	1
Total British Empire ... Gals.	668	4,679	219	172	5	402	221	41	36	1
Italian East Africa ... Gals.	360	1,952	925	101	189	123
Hodaidah ... "	203	80
Djibouti and Obokh ... "	2,406	205	815	94	93	118
Mossowah ... "	1,685	270
Other Foreign Countries. "	1,480	2,603	448	1,138	114	290	229	75	178	50
Total Foreign Countries. Gals.	4,336	4,760	1,373	3,841	114	485	511	193	646	50
Total British Empire and Foreign Countries. Gals.	5,004	9,439	1,592	4,013	119	887	732	239	682	51
Total Oils ... Gals.	798,223	623,562	790,145	709,563	1,125,897	32,799	26,176	31,510	29,394	47,791

GENERAL EXPORTS.
YEARS 1908-09 TO 1912-13.

SEA-BORNE TRADE.

No. 8—continued.

Quantities and Value of Principal and Other Articles, Exported from the Port of Aden, in each Official Year, from 1908-09 to 1912-13—continued.

ARTICLES, AND COUNTRIES TO WHICH EXPORTED.	Quantities.					Value.				
	1908-1909.	1909-1910.	1910-1911.	1911-1912.	1912-1913.	1908-1909.	1909-1910.	1910-1911.	1911-1912.	1912-1913.
						£	£	£	£	£
II.—RAW MATERIALS AND PRODUCE AND ARTICLES MAINLY UNMANUFACTURED—continued.										
F.—SEEDS.										
(1) Oil-seeds—										
(i) Essential—										
(a) Ajama—										
Other British Possessions ... Cwt.
Total, British Empire ... Cwt.
Other Foreign Countries ... Cwt.	13	12
Total British Empire and Foreign Countries ... Cwt.	13	12
(b) Ajwan—										
Other British Possessions ... Cwt.	2	5	2	1	2	4	1
Total British Empire ... Cwt.	2	5	2	1	2	4	1
Mossowah ... Cwt.	105	98
Other Foreign Countries ... "	215½	215	253½	137	130¾	216	232	234	114	112
Mocha ... "	131	100
Total Foreign Countries... Cwt.	215½	215	253½	137	366¾	216	232	234	114	305
Total British Empire and Foreign Countries ... "	215½	247	253½	142	368¾	217	234	234	118	306
(d) Assalia—										
Other Foreign Countries ... Cwt.	5	5
Total British and Foreign Countries ... Cwt.	5	5
(e) Carraway—										
Other British Possessions ... Cwt.	2	1
Total British Empire. Cwt.	2	1
Other Foreign Countries ... Cwt.	3	3
Total Foreign Countries... Cwt.	3	3
Total British Empire and Foreign Countries ... Cwt.	5	4
(f) Coriander—										
Other British Possessions ... Cwt.	27	28	8	21	97	26	28	11	21	83
Total British Empire ... Cwt.	27	28	8	21	97	26	28	11	21	83
Hodaidah ... Cwt.	95	108	71
Djabouti ... "	75
Other Foreign Countries ... "	127	166	197	179	228	102	157	198	153	205
Total Foreign Countries. Cwt.	222	166	197	254	228	210	157	198	224	205
Total British Empire and Foreign Countries ... Cwt.	249	194	205	275	325	235	185	209	245	288
(g) Cummin (other than black)—										
Other British Possession ... Cwt.	94	47	51	33	46	70	64	68	53	66
Total British Empire ... Cwt.	94	47	51	33	46	70	64	68	53	66

YEARS 1908-09 TO 1912-13.

No. 8—continued.

Quantities and Value of Principal and Other Articles, Exported from the Port of Aden, in each Official Year, from 1908-09 to 1912-13—continued.

ARTICLES AND COUNTRIES TO WHICH EXPORTED.	Quantities.					Value.				
	1908-1909.	1909-1910.	1910-1911.	1911-1912.	1912-1913.	1908-1909.	1909-1910.	1910-1911.	1911-1912.	1912-1913.
II.—RAW MATERIALS AND PRODUCE AND ARTICLES MAINLY UNMANUFACTURED—continued.						£	£	£	£	£
F.—SEEDS—continued.										
I. Oil-seeds—continued.										
(i) Essential—continued.										
(g) Cummin (other than black)—continued.										
Mossawah Cwt.	65	79	110	99	117	140
Hodaidah "	84	74	109	136
Mokha "	78	135	79	179
Turkey in Europe "	58	71
Djabouti "	74	68	60	108	96	85
Arabian Gulf Ports "	94	59	80	134	80	113
Gaizan "	99	100
Other Foreign Countries... .. "	279	229	184	240	119	373	288	237	336	165
Total Foreign Countries. Cwt.	506	366	352	441	603	660	476	479	648	782
Total British Empire and Foreign Countries ... Cwt.	600	413	403	479	649	730	540	547	701	848
(i) Fennel—										
Other British Possessions Cwt.	1	1	1	1
Total British Empire ... Cwt.	1	1	1	1
Other Foreign countries... .. Cwt.	139½	119	125	120	139	166	118	124	111	135
Mocha "	95	80
Total Foreign Countries... Cwt.	139½	119	125	120	234	166	118	124	111	215
Total British Empire and Foreign Countries ... Cwt.	139½	119	126	120½	234	163	118	125	112	215
(j) Fenugreek—										
Other British Possessions Cwt.	6	2	24	54	6	3	1	16	36	4
Total British Empire ... Cwt.	6	2	24	54	6	3	1	16	36	4
Other Foreign Countries Cwt.	67½	114	109	110	106¾	48	73	60	88	75
Total Foreign Countries ... Cwt.	67½	114	109	110	106¾	48	73	60	88	75
Total British Empire and Foreign Countries ... Cwt.	73½	116	133	164	112¾	51	74	76	124	79
(k) Other sorts—										
Mossawah Cwt.	40	100
Other Foreign Countries "	39	121
Total Foreign Countries. Cwt.	79	221
Total British and Foreign Countries Cwt.	79	221
(ii) Non-essential—										
(b) Copra or Coconut Kernel—										
India—Bombay Cwt.	152	133
Other British Possessions "	5	3½	1½	22	8	4
Total British Empire... Cwt.	5	155½	1½	22	141	4
Other Foreign Countries Cwt.	41	22	32	23	34	39	41	43
Total Foreign Countries... Cwt.	41	22	32	23	34	39	41	43
Total British Empire and Foreign Countries ... Cwt.	46	177½	33½	28	56	180	45	43

No. 8—continued.

Quantities and Value of Principal and Other Articles, Exported from the Port of Aden, in each Official Year, from 1908-09 to 1912-13—continued.

ARTICLES, AND COUNTRIES TO WHICH EXPORTED.	Quantities.					Value.				
	1908-1909.	1909-1910.	1910-1911.	1911-1912.	1912-1913.	1908-1909.	1909-1910.	1910-1911.	1911-1912.	1912-1913.
II.—RAW MATERIALS AND PRODUCE AND ARTICLES MAINLY UNMANUFACTURED—continued.						£	£	£	£	£
F.—Seeds—continued.										
1. Oil Seeds—continued.										
(ii) Non-essential—continued.										
(c) Cotton—										
Zanzibar Cwt.	147	75
India—Bombay Cwt.	636	215	360	138
Other British Possession Cwt.	94	60	38½	75	19	15
Total British Empire... Cwt.	730	422	38½	435	232	15
Other Foreign Countries Cwt.	37	½	50	1
Total Foreign Countries... Cwt.	37	½	50	1
Total British Empire and Foreign Countries ... Cwt.	767	422½	38½	485	233	15
(d) Groundnuts—										
Other British Possessions Cwt.	18	26	62	21	19	18	19	36	15	15
Total British Empire... Cwt.	18	26	62	21	19	18	19	36	15	15
Hodaidah Cwt.	242	130	232	502	109	220	100	154	411	84
Other Foreign Countries Cwt.	126	222	309½	296	299	90	122	183	184	206
Mocha Cwt.	344	229
Arabian Gulf Ports Cwt.	281	201
Total Foreign Countries ... Cwt.	363	352	541½	798	1,033	310	222	337	595	720
Total British Empire and Foreign Countries ... Cwt.	386	378	603½	819	1,052	328	241	373	610	735
(e) Linseed—										
India—Bombay Cwt.	150	98
Other British Possessions Cwt.	76	52
Total British Empire... Cwt.	226	145
Other Foreign Countries Cwt.	122	34
Total Foreign Countries. Cwt.	122	34
Total British Empire and Foreign Countries ... Cwt.	348	179
(g) Mustard—										
Other Foreign Countries Cwt.	8	9
Total British Empire and Foreign Countries ... Cwt.	8	9
(k) Sesamum (Til or Jinjili)—										
Other British Possession Cwt.	10	13	8	7	77	7	9	5	5	52
India—Bombay Cwt.	150	100
Total British Empire ... Cwt.	10	13	8	7	227	7	9	5	9	152

YEARS 1908-09 TO 1912-13.

No. 8—continued.

Quantities and Value of Principal and Other Articles, Exported from the Port of Aden, in each Official Year, from 1908-1909 to 1912-1913—continued.

ARTICLES AND COUNTRIES TO WHICH EXPORTED.	Quantities.					Value.				
	1908-1909.	1909-1910.	1910-1911.	1911-1912.	1912-1913.	1908-1909.	1909-1910.	1910-1911.	1911-1912.	1912-1913.
II.—RAW MATERIALS AND PRODUCE AND ARTICLES MAINLY UNMANUFACTURED—continued.						£	£	£	£	£
F.—Seeds—continued.										
1. Oil Seeds—continued.										
(ii) Non-essential—continued.										
(k) Sesamum (Til or Jinjili)—continued.										
Egypt Cwt.	241	500	172	202	457	160
Arabian Gulf Ports	5,778	3,774	3,999	5,149	6,642	4,316	2,676	2,850	3,932	5,647
Jiddah	542	174	516	212
France	217	100	147	70
Germany	378	333
Italian East Africa	798	195	493	172
Other Foreign Countries	75	34	98	82	61	67	23	53	70	54
Total Foreign Countries. Cwt.	5,853	4,591	5,990	5,593	6,977	4,333	3,417	4,323	4,334	5,983
Total British Empire and Foreign Countries ... Cwt.	5,863	4,604	5,998	5,605	7,204	4,300	3,426	4,338	4,329	6,135
(m) Other sorts—										
Zanzibar Cwt.	34	96
India—Bombay	78	207
Other British Possession	89	186	120	49	6	93	119	104	46	5
Total British Empire ... Cwt.	123	264	120	49	6	189	326	104	46	5
Lohia Cwt.	89	172
Mossowah	115	169	78	117	206	363	190	273
Candiah	76	154
Arabian Gulf Ports	154	104
Other Foreign Countries	308	507	355	304	82	328	232	422	247	165
Hodaidah	24	71
Mocha	104	217
Gaizau	61	128
Total Foreign Countries. Cwt.	499	830	355	471	383½	748	669	422	609	794
Total British Empire and Foreign Countries ... Cwt.	622	1,094	475	520	394½	937	995	526	655	799
2. Other than oil seeds—										
Other British Possessions . Cwt.	5	3
Total British Empire ... Cwt.	5	3
Mossowah Cwt.	26	72
Other Foreign Countries	62	159
Total Foreign Countries ... Cwt.	88	201
Total British Empire and Foreign Countries ... Cwt.	93	204
Total Seeds ...	8,194½	7,165	9,141½	8,580	10,957½	7,110	5,813	7,093	7,182	10,097
G.—TALLOW, STEARINE AND WAX—										
1. Tallow and Stearine (including grease and animal fat)—										
Other British Possessions... Cwt.	22	37	22	82	2	16	38	22	98	3
Total British Empire ... Cwt.	22	37	22	82	2	16	38	22	98	3
Mossowah Cwt.	140	154	119	205	197	206	264	306
Fursan	65	68	54	86	52	117
Hodaidah	51	181	67	68	69	216	90	115
Arabian Gulf Ports	46	76
Gaizau	120	117	120	131	147	170
Lohia	146	81	92	95	107	131
Mokha	65	68	75	133
Other Foreign Countries	209	231	121	227	189	243	252	132	308	252
Total Foreign Countries ... Cwt.	446	477	676	679	796	585	554	746	901	1,229
Total British Empire and Foreign Countries ... Cwt.	468	514	698	761	798	601	592	768	999	1,232

SEA-BORNE TRADE.

GENERAL EXPORTS.
YEARS 1908-09 TO 1912-13.

No. 8—continued.

Quantities and Value of Principal and Other Articles, Exported into the Port of Aden,
in each Official Year, from 1908-09 to 1912-13—continued.

ARTICLES AND COUNTRIES TO WHICH EXPORTED.	Quantities.					Value.				
	1908-1909.	1909-1910.	1910-1911.	1911-1912.	1912-1913.	1908-1909.	1909-1910.	1910-1911.	1911-1912.	1912-1913.
II.—RAW MATERIALS AND PRODUCE AND ARTICLES MAINLY MANUFACTURED— <i>continued.</i>										
G.—TALLOW, STEARINE AND WAX— <i>continued.</i>										
2. Wax of all kinds, other than paraffin wax (excluding candles)—										
United Kingdom ... Cwt.	61	35	55	120	400	212	384
Other British Possessions... "	3	3	1	5	5
Total British Empire ... Cwt.	3	61	35	58	1	120	400	212	389	5
Austria ... Cwt.	350	249	103	114	71	1,832	806	594	650	419
France ... "	1,386	773	468	1,059	312	7,260	5,006	1,940	5,260	2,055
Germany ... "	2,156	1,662	1,005	2,253	1,295	13,614	11,507	7,400	13,000	7,970
Belgium ... "	68	431	316	112	135	447	2,647	2,213	767	907
Holland ... "	928	584	434	5,136	3,760	2,947
United States ... "	62	207
Other Countries in										
Europe ... "	207	716	99	1,323	4,850	633
Arabian Gulf Ports ... "	194	1,295
Italy ... "	105	700
Russia ... "	81	160	507
Turkey in Asia ... "	10	87	1,092
German East Africa ... "	95	620
Other Foreign Countries ... "	2	4	8	1½	8	17	19	5
Total Foreign Countries. Cwt.	5,423	4,620	2,481	3,740	1,974½	31,172	29,887	15,094	21,849	12,528
Total British Empire and Foreign Countries .. Cwt.	5,426	4,681	2,516	3,798	1,975½	31,184	30,287	15,306	22,238	12,533
Total Tallow, Stearine and Wax ... Cwt.	5,894	5,195	3,214	4,559	2,773½	31,765	30,579	16,074	23,237	13,765
H.—TEXTILE MATERIALS—										
1. Raw—										
(a) Cotton—										
United Kingdom ... Cwt.	36	70
India—Bombay ... "	173	1,307	1,607	3,141	2,143	259	2,999	3,203	5,315	5,287
Other British Possessions ... "	8	13	8	13	3	18	21	14	26	8
Total British Empire ... Cwt.	181	1,356	1,615	3,154	2,146	277	3,090	3,217	5,341	5,295
Other Foreign Countries. Cwt.	67	20	30	20	73	122	29	63	57	148
Total Foreign Countries. Cwt.	67	20	30	29	73	122	29	63	57	148
Total British Empire and Foreign Countries ... Cwt.	248	1,376	1,645	3,183	2,219	399	3,119	3,280	5,398	5,443
(c) Hemp—										
Other Foreign Countries. Cwt.	19½	21
Total British Empire and Foreign Countries ... Cwt.	19½	21
(d) Jute—										
Somaliland ... Cwt.	76	129	81	137
Other British Possessions ... "	27	34	5	60	40	1	37	5	50
United Kingdom ... "	80	147
Total British Empire ... Cwt.	103	34	134	140	121	1	37	142	197
Germany ... Cwt.	47	76
Egypt ... "	498	422	852	1,09	722	629	565	970	203	728
Other Foreign Countries. "	117	77	71	10	133	133	91	73	7	106
Total Foreign Countries. Cwt.	615	499½	923	226	855	772	656	1,048	289	834
Total British Empire and Foreign Countries. Cwt.	718	499½	957	300	995	893	657	1,085	431	1,031
(e) Silk—										
(i) Mulberry Silk, excluding Tasar and other Wild Silks— Raw—										
Other British Possessions ... Lbs.	190	60
Total British Empire ... Lbs.	190	60

YEARS 1908-09 TO 1912-13.

No. 8—continued.

Quantities and Value of Principal and Other Articles, Exported into the Port of Aden,
in each Official Year, from 1908-1909 to 1912-1913—continued.

ARTICLES AND COUNTRIES TO WHICH EXPORTED.	Quantities.					Value.				
	1908-1909.	1909-1910.	1910-1911.	1911-1912.	1912-1913.	1908-1909.	1909-1910.	1910-1911.	1911-1912.	1912-1913.
II.—RAW MATERIALS AND PRODUCE AND ARTICLES MAINLY MANUFACTURED—continued.						£	£	£	£	£
H—TEXTILE MATERIALS—continued.										
1. Raw—continued.										
(e) Silk—continued.										
(i) Mulberry Silk, excluding Tasar and other Wild Silks—continued.										
Raw—continued.										
Mossowah ... Lbs.	1,150	163
Hodaidah ... "	8,633	5,346	11,667	6,512	7,586	2,127	1,449	2,644	1,583	2,621
D'Jibouti and Obokh ... "	7,182	3,252	3,408	3,768	2,900	2,009	2,013	1,884	1,703	1,250
Other Foreign Countries ... "	345	50	43	14	110	47	8	27	13	35
Total Foreign Countries. Lbs.	16,160	9,793	15,118	10,294	10,596	4,183	3,633	4,555	3,299	3,906
Total British Empire and Foreign Countries. Lbs.	16,160	9,988	15,118	10,294	10,596	4,183	3,693	4,555	3,299	3,906
(f) Wool—										
Other British Possessions. Lbs.	1,624	67
Total British Empire ... Lbs.	1,624	67
Other Foreign Countries. Lbs.	127	9
Total Foreign Countries. Lbs.	127	9
Total British Empire and Foreign Countries. Lbs.	1,751	76
2. Twist and Yarn—										
(a) Cotton—										
Mule and water, Nos. 1 to 10—										
Perim ... Lbs.	13,400	465
Other British Possessions ... "	581	20
Total British Empire ... Lbs.	13,981	485
D'Jibouti and Obokh. Lbs.	89,250	3,217
Mossowah ... "	55,660	2,024
Italian East Africa ... "	6,400	203
Hodaidah ... "	26,800	988
Mocha ... "	235,390	7,816
Arabian Gulf Ports ... "	122,985	4,022
Other Foreign Countries ... "	4,221	125
Gaizan ... "	86,550	2,839
Total Foreign Countries. Lbs.	627,256	21,234
Total British Empire and Foreign Countries. Lbs.	641,237	21,719
Mule and water, Nos. 11 to 20—										
Perim ... Lbs.	16,700	811
Other British Possessions ... "	300	8
Total British Empire ... Lbs.	17,000	819
D'Jibouti and Obokh. Lbs.	126,628	5,683
Mossowah ... "	23,900	757
Italian East Africa ... "	6,300	241
Hodaidah ... "	38,173	1,723
Mocha ... "	179,669	6,469
Arabian Gulf Ports ... "	67,334	2,285
Other Foreign Countries ... "
Gaizan ... "	101,780	3,515
Total Foreign Countries. Lbs.	543,784	20,673
Total British Empire and Foreign Countries. Lbs.	560,784	21,492

No. 8—continued.

Quantities and Value of Principal and Other Articles, Exported into the Port of Aden,
in each Official Year, from 1908-1909 to 1912-1913—continued.

ARTICLES, AND COUNTRIES TO WHICH EXPORTED.	Quantities.					Value.				
	1908-1909.	1909-1910.	1910-1911.	1911-1912.	1912-1913.	1908-1909.	1909-1910.	1910-1911.	1911-1912.	1912-1913.
II.—RAW MATERIALS AND PRO- DUCE AND ARTICLES MAINLY UNMANUFACTURED—continued.						£	£	£	£	£
H.—TEXTILE MATERIALS—continued.										
2. Twist and Yarn—continued.										
(2) Cotton—continued.										
Mule and water, Nos. 21 to 30—					14,500	903
D'Jibouti and Obokh'. Lbs.	5,300	195
Italian East Africa ... "	
Other Foreign Coun- tries "	1,600	65
Total British Empire and Foreign Countries. Lbs.	21,400	1,163
Mule and water, Nos. 31 to 40—					125,350	7,422
D'Jibouti and Obokh'. Lbs.	2,700	160
Mossowah "	7,000	267
Hodaidah "	10,000	410
Mocha "	
Other Foreign Coun- tries "	800	25
Total British Empire and Foreign Countries. Lbs.	145,850	8,224
Mule and water above No. 40—					21,750	2,081
D'Jibouti and Obokh'. Lbs.	
Total British Empire and Foreign Countries. Lbs.	21,750	2,081
Orange, Red and other colours—										
Orange, Nos. 1 to 20—					8,800	187
Perim Lbs.	
Other British Pos- sessions "	1,220	54
Total British Empire ... Lbs.	5,020	241
D'Jibouti and Obokh. Lbs.	74,520	1,979
Italian East Africa. "	33,300	1,609
Hodaidah "	71,020	3,676
Mocha "	45,600	2,046
Arabian Gulf Ports. "	26,380	1,073
Other Foreign Coun- tries "	540	22
Gaizan "	38,520	1,693
Total Foreign Countries. Lbs.	289,880	12,038
Total British Empire and Foreign Countries. Lbs.	294,900	12,339
Orange, Nos. 21 to 40— Other British Pos- sessions Lbs.	600	48
Total British Empire ... Lbs.	600	48
D'Jibouti and Obokh. Lbs.	111,372	6,583
Mossowah "	11,200	734
Italian East Africa. "	9,536	629
Mocha "	13,900	600
Arabian Gulf Ports. "	2,650	100
Gaizan "	10,000	553
Total Foreign Countries. Lbs.	158,758	8,599
Total British Empire and Foreign Countries. Lbs.	159,358	9,047
Orange, above No. 40— D'Jibouti and Obokh. Lbs.	8,500	525
Total British Empire ... Lbs.	8,500	525
Total British Empire and Foreign Countries. Lbs.	8,500	525

No. 8—continued.

Quantities and Value of Principal and Other Articles, Imported into the Port of Aden, in each Official Year, from 1908-09 to 1912-13—continued.

ARTICLES, AND COUNTRIES WHENCE IMPORTED.	Quantities.					Value.				
	1908-1909.	1909-1910.	1910-1911.	1911-1912.	1912-1913.	1908-1909.	1909-1910.	1910-1911.	1911-1912.	1912-1913.
11.—RAW MATERIALS AND PRODUCE AND ARTICLES MAINLY MANUFACTURED—continued.										
H.—TEXTILE MATERIALS—continued.										
2. Twist and Yarn—continued.										
(a) Cotton—continued.										
Unspecified description of Twist and Yarn—										
Somaliland Lbs.	3,695	4,429	3,163	4,754	217	141	116	81
Suakin, etc. "	8,200	3,748	293	204
India—Bombay "	2,600	178
Other British Possessions "	1,710	468	884	956	71	19	38	28
Total British Empire ... Lbs.	5,405	13,097	9,511	5,638	956	288	453	498	119	28
Massowah Lbs.	103,009	144,130	146,298	82,402	4,339	3,315	5,121	5,296	3,222	176
Dunkali Coast "	1,810	3,462	74	119
Italian East Africa "	109,902	71,140	45,110	53,210	3,146	2,722	1,979	2,584
Egypt "	1,280	67
Hodaidah "	415,616	403,937	530,565	299,570	6,800	14,009	14,648	18,530	11,908	320
Mokha "	136,319	224,190	16,200	199,840	3,701	3,050	5,946	499	7,492	139
Arabian Gulf Ports "	204,296	176,016	293,084	322,942	1,600	5,946	5,180	9,711	10,440	79
Mascut "	2,630	3,750	74	128
D'Jibouti and Obokh "	169,865	286,336	236,667	333,680	6,836	6,269	10,640	10,071	13,943	310
Confidah "	6,000	194
Gaizan "	117,600	16,010	51,316	525	522	1,766
Independent Somali Ports "	3,280	109
Jedah "	2,100	100
Other Foreign Countries "	6,600	2,712	780	3,698	940	179	93	26	125	30
Total Foreign Countries. Lbs.	1,146,887	1,326,061	1,305,534	1,353,870	24,216	35,981	44,880	47,185	51,727	1,054
Total British Empire and Foreign Countries. Lbs.	1,152,292	1,339,158	1,315,045	1,353,508	25,172	36,269	45,333	47,683	51,846	1,082
Total Textile Materials. Lbs.	41,744	52,802	56,603	60,974	83,209
1.—WOOD AND TIMBER—										
1. Timber other than Railway Sleepers—										
(a) Teak wood—										
Other British Possessions C. Tons.	2 ³ / ₁₀	1 ⁵ / ₁₀	2	26	14	10
Total British Empire. C. Tons.	2³/₁₀	1⁵/₁₀	2	26	14	10
Other Foreign Countries C. Tons.	3 ¹ / ₁₀	16	6 ³ / ₁₀	27	159	53
Total Foreign Countries. C. Tons.	3¹/₁₀	16	6³/₁₀	27	159	53
Total British Empire and Foreign Countries. C. Tons.	6⁴/₁₀	17⁵/₁₀	8¹/₁₀	53	173	63
(b) Other Timber—										
Somaliland C. Tons.	168 ¹ / ₁₀	125	136	140	111	880	606	500	625	475
Zanzibar "	16	133
Suakin "	7	72
Other British Possession "	9 ³ / ₁₀	9	9	10	23	40	49	52	51	101
Total British Empire .. C. Tons.	194⁹/₁₀	134	145	157	134	1,053	655	552	748	576
Gaizan C. Tons.	42	25	45	191	181	278
Massowah "	20 ¹ / ₁₀	18	87	46	81 ¹ / ₁₀	75	132	470	363	550
Independent Somali-ports "	31	24	139	104
Italian East Africa "	190 ⁰ / ₁₀	43	63	289	114	1,009	290	267	1,157	529
Egypt "	1 ² / ₁₀	5	129	68
Jeddah "	94 ⁷ / ₁₀	246	156	264	309	271	833	244	910	1,017
Lohia "	33 ⁷ / ₁₀	13	43	90	22	168	130	122	389	179
Hodaidah "	51 ⁷ / ₁₀	188	205	169	179	225	794	688	796	740
Fursan "	39 ² / ₁₀	31	111	86
Mokha "	19 ² / ₁₀	20	13	48	86	69	179	348

SEA-BORNE TRADE.

GENERAL EXPORTS.
YEARS 1908-09 TO 1912-13.

No. 8—continued.

Quantities and Value of Principal and Other Articles, Exported from the Port of Aden, in each Official Year, from 1908-1909 to 1912-1913—continued.

ARTICLES, AND COUNTRIES TO WHICH EXPORTED.	Quantities.					Value.				
	1908-1909.	1909-1910.	1910-1911.	1911-1912.	1912-1913.	1908-1909.	1909-1910.	1910-1911.	1911-1912.	1912-1913.
II.—RAW MATERIALS AND PRODUCE AND ARTICLES MAINLY UNMANUFACTURED—continued.						£	£	£	£	£
I.—WOOD AND TIMBER—continued.										
1.—Timber other than Railway Sleepers—continued.										
(b) Other Timber—continued.										
Arabian Gulf Ports C. Tons.	77 $\frac{1}{10}$	60	67	33	51	132	282	234	120	241
Muscat "	30	70
D'jibouti "	498 $\frac{11}{10}$	107	42	37	1,790	607	118	196
Confidah "	60	260
Other Foreign Countries "	6 $\frac{7}{10}$	47	71	21	68	24	186	240	121	129
Total, Foreign Countries... C. Tons.	1,038 $\frac{15}{10}$	742	812	1,071	983	4,020	3,263	2,660	4,585	4,379
Total, British and Foreign Countries ...C. Tons.	1,233 $\frac{4}{10}$	876	957	1,228	1,117	5,073	3,918	3,212	5,333	4,955
Persia Tons.	129	126
Other Foreign Countries "	5
Total, British and Foreign Countries ...Tons.	129 $\frac{1}{2}$	131
2—Wood—										
(b) Ornamental Wood—										
(i) Ebony—										
Other Foreign Countries Tons.	29
Total, British and Foreign Countries ... Tons.	20
(ii) Sandal—										
Suakin, &c. Cwt.	124	100
Other British Possession "	13	12	27	12	21
Total, British Empire ... Cwt.	13	136	27	112	21
Italian East Africa ... Cwt.	116	91	79
Other Foreign Countries "	134	109	86	107	235
D'jibouti and Obokh "	93
Total, Foreign Countries ... Cwt.	250	109	177	186	331
Total, British and Foreign Countries ... Cwt.	263	245	204	298	352
(iii) Other kinds—										
Somaliland Cwt.	97
Other British Possessions "	17	19	15	1
Total, British Empire ... Cwt.	17	116	15	1
Dunkali Coast ... Cwt.	96
Jeddah "	107	73
Fursan "	93
Persia "
Other Foreign Countries "	139	103
Total, Foreign Countries ... Cwt.	247	210	93	185	91
Total, British and Foreign Countries ... Cwt.	543	283	93	324	194
Total, Wood and Timber... Cwt.	560	393	93	339	195
Total, Wood and Timber... Cwt.	5,919	4,562	3,509	6,143	5,716

GENERAL EXPORTS.

SEA-BORNE TRADE.

YEARS 1908-09 TO 1912-13.

No. 8—continued.

Quantities and Value of Principal and Other Articles, Exported from the Port of Aden, in each Official Year, from 1908-1909 to 1912-1913—continued.

ARTICLES, AND COUNTRIES TO WHICH EXPORTED.	Quantities.					Value.				
	1908-1909.	1909-1910.	1910-1911.	1911-1912.	1912-1913.	1908-1909.	1909-1910.	1910-1911.	1911-1912.	1912-1913.
II.—RAW MATERIALS AND PRODUCE AND ARTICLES MAINLY UNMANUFACTURED—continued.										
J.—MISCELLANEOUS—										
3.—Canes and Rattans—										
Other British Possessions... Cwt.	3½	1	¾	1	12	5	4	2	4	37
Total, British Empire ... Cwt.	3½	1	¾	1	12	5	4	2	4	37
Hodeidah Cwt.	98	64	90	169	430	227	125	147	464	867
Other Foreign Countries	5	9	2	9	11	3
Mokha	50	114
Gaizan	60	103
Total, Foreign Countries ... Cwt.	98	69	90	178	542	227	134	147	475	1,087
Total, British and Foreign Countries ... Cwt.	101½	70	90¾	179	554	232	138	149	479	1,124
4.—Caoutchouc, raw—										
France Cwt.	67
Total, British and Foreign Countries ... Cwt.	67
5.—Coir, Unmanufactured—										
Other British Possessions. Cwt.	7	6
Total, British Empire ... Cwt.	7	6
Other Foreign Countries	87½	101
Total, Foreign Countries ... Cwt.	87½	101
Total, British and Foreign Countries ... Cwt.	94½	107
6.—Horns, tips and pieces of Horn and Hornmeal—										
United Kingdom Cwt.	25	116	25	123	218	88
Other British Possessions	15	5	6	4	7¾	70	6	9	3	25
Total, British Empire ... Cwt.	15	30	121	29	7¾	70	129	227	91	25
Other Foreign Countries ... Cwt.	10	7	1½	16	51½	15	36	7	50	19
Germany	46	159
Total, Foreign Countries ... Cwt.	10	7	1½	16	51½	15	36	7	50	178
Total, British and Foreign Countries ... Cwt.	25	37	122½	45	58½	85	165	234	141	203
7.—Ivory Unmanufactured—										
United Kingdom Lbs.	49,906	44,128	43,876	28,154	32,740	26,204	23,623	21,041	13,692	16,813
Bombay	33,962	47,796	41,300	9,940	6,272	19,907	25,200	19,265	5,160	2,360
Other British Possessions... ..	72	12
Total, British Empire ... Lbs.	83,940	91,924	85,176	38,094	39,012	46,123	48,823	40,306	18,872	19,173
D'jibouti Lbs.	302	200
Tonquin	448	209
United States	16,100	38,248	5,572	35,510	8,260	9,332	19,680	3,153	20,461	4,983
Belgium	15,232	16,576	2,688	6,496	7,667	8,167	1,333	3,100
Other Foreign Countries...	308	10	40	5
Total, Foreign Countries ... Lbs.	16,100	53,480	22,456	39,038	14,776	9,332	27,347	11,360	22,203	8,288
Total, British and Foreign Countries ... Lbs.	100,040	145,404	107,632	77,132	53,788	55,455	76,170	51,666	41,075	27,461
9.—Shells and Cowries—										
(a) Cowries—										
United Kingdom Cwt.	98	93	325	155
India-Bombay... ..	107	118	50	41	43	61	551	369	409	520
Other British Possessions. ..	61	103	17	40	38	57	115	19	35	381
Total, British Empire ... Cwt.	168	319	67	81	224	670	991	387	444	1,117

No. 8—continued.

Quantities and Value of Principal and Other Articles, Exported from the Port of Aden, in each Official Year, from 1908-1909 to 1912-1913—continued.

ARTICLES, AND COUNTRIES TO WHICH EXPORTED.	Quantities.					Value.				
	1908-1909.	1909-1910.	1910-1911.	1911-1912.	1912-1913.	1908-1909.	1909-1910.	1910-1911.	1911-1912.	1912-1913.
II.—RAW MATERIALS AND PRODUCE AND ARTICLES MAINLY UNMANUFACTURED—continued.						£	£	£	£	£
J.—MISCELLANEOUS—continued.										
9.—Shells and Cowries—continued										
(a) Cowries—continued.										
France... .. Cwt.	616	1,895	193	600
Djibouti " "	503	168
Germany " "	45	160
Other Foreign Countries. " "	70	16	56	206	53½	54	27	55	141	40
Mossowah " "	57	69
Egypt, etc. " "	9	90
Total, Foreign Countries ... Cwt.	1,189	1,911	101	206	119½	415	627	215	141	199
Total, British and Foreign Countries ... Cwt.	1,357	2,230	168	287	343½	1,085	1,618	602	585	1,316
(b) Tortoise Shell (including Nekhla or Nakh)—										
United Kingdom ... Lbs.	4,384	3,535	3,528	2,772	2,751	2,747	1,987	1,991	1,467	2,106
Suakin, etc. " "	1,139	2,436	126	130
Zanzibar " "	112	80
India-Bombay " "	7,772	7,644	3,934	9,352	560	584	761	472	484	200
Other British Possessions " "	101	336	784	896	336	34	39	24	83	10
Ceylon " "	294	82
Total, British Empire ... Lbs.	12,369	12,654	10,682	13,020	3,941	3,745	2,912	2,617	2,034	2,398
Belgium " "	560	588	546	1,008	364	313	317	267	587	220
Egypt " "	4,816	2,520	3,080	3,080	314	167	185	162
Java " "	1,064	87
Other Foreign Countries. " "	19	168	1,260	227	1,034	3	7	45	7	61
Total, Foreign Countries ... Lbs.	5,395	3,276	1,806	5,379	4,478	636	491	312	866	443
Total, British and Foreign Countries ... Lbs.	17,764	15,950	12,488	18,399	8,419	4,375	3,403	2,929	2,900	2,841
10.—Stone and Marble—										
Other British Possession ... Cwt.	3	7	9	4½	7	3	9	11
Total, British Empire ... Cwt.	3	7	9	4½	7	3	9	11
Italian East Africa ... Cwt.	92	100
Muscat " "	10	93
Other Foreign Countries... " "	116	57	126	179	55	108	64	105
Arabian Gulf Ports " "	289	80
Total, Foreign Countries ... Cwt.	116	159	126	468	55	301	64	185
Total, British and Foreign Countries ... Cwt.	119	166	135	472	62	304	73	196
Mecca—										
Other British Possession. Cwt.	10	7
Total, British Empire ... Cwt.	10	7
Total, British and Foreign Countries ... Cwt.	10	7
13.—All other Articles of Merchandise Unmanufactured—										
Somaliland Cwt.	185	176	90	213
Other British Possession ... " "	119	107	68	54	20
Total, British Empire ... Cwt.	304	283	68	144	233
Other Foreign Countries ... Cwt.	84	234	57	92	71
Total, Foreign Countries ... Cwt.	84	234	57	92	71
Total, British and Foreign Countries ... Cwt.	388	517	125	236	304
Total, Miscellaneous ... Cwt.	61,682	82,011	56,009	45,489	33,626
TOTAL RAW MATERIALS AND PRODUCE AND ARTICLES MAINLY UNMANUFACTURED ... Cwt.	7,45,429	9,62,419	9,26,416	9,06,344	9,94,413

YEARS 1908-09 TO 1912-13.

No. 8—continued.

Quantities and Value of Principal and Other Articles, Exported from the Port of Aden, in each Official Year, from 1908-09 to 1912-13—continued.

ARTICLES, AND COUNTRIES TO WHICH EXPORTED.	Quantities.					Value.				
	1908-1909.	1909-1910.	1910-1911.	1911-1912.	1912-1913.	1908-1909.	1909-1910.	1910-1911.	1911-1912.	1912-1913.
III.—ARTICLES WHOLLY OR MAINLY MANUFACTURED—						£	£	£	£	£
A.—APPAREL—										
1.—Apparel (including drapery, uniforms and accoutrements)—										
Perim Value.	3,018
United Kingdom	407	1,126	344	775	240
Somaliland	498	892	385	265	544
Zanzibar and Pemba	102	309	495	131
Straits Settlements	200
Suakin and Fort Soudan	128	173
India-Bombay	473	217	451	786
Karachi	121	195	99	200
Cutch	100
Calcutta	69
Other British Possessions	128	67	107	76	132
Total, British Empire ... Value.	1,929	2,739	1,799	1,797	4,989
Independent Somali Ports. Value.	107
Italy	589	85
Abyssinia-Mossowah	70	126	191	479
Italian East Africa	752	72	101	84	331
Muscat	176
Egypt, &c.	226	99	129
Jeddah	486
Hodeidah	608	761	1,310	1,433	2,147
Arabian Gulf Ports	278	101	137
D'jibouti and Obokh	904	1,125	1,752	2,111	1,453
United States America	67
China	133
Austria	120
Spain	133
German East Africa	75
North Africa, &c.	104
Malta	67
Confidah	108	104
Gaizan	112
Persia	82
Other Foreign Countries	91	254	378	257	466
France	200
Total, Foreign Countries ... Value.	4,071	2,618	3,817	4,634	5,834
Total, British and Foreign Countries ... Value.	6,000	5,357	5,616	6,431	10,823
2.—Haberdashery and Milli- nery—										
India-Bombay Value.
Other British Possessions	31
Total, British Empire ... Value.	31
D'jibouti and Obokh ... Value.	63
Hodeidah	1,378
Other Foreign Countries	42
Total, Foreign Countries ... Value.	1,483
Total, British and Foreign Countries ... Value.	1,514
3.—Boots and Shoes—										
British Somaliland ... Pairs	947	752	73	83
Perim	4,652	672
Other British Possessions	801	1,506	1,654	1,664	1,275	63	96	95	93	137
Total, British Empire ... Pairs.	1,748	2,258	1,654	1,664	5,927	136	179	95	93	809
Abyssinia-Mossowah ... Pairs.	989	1,047	1,935	110	80	230
D'jibouti and Obokh	1,448	689	2,191	1,362	2,592	165	127	283	135	232
Hodeidah	2,667	554
Mocha	1,762	223
Other Foreign Countries	485	36	721	1,521	959	47	5	92	157	114
Total, Foreign Countries ... Pairs	2,922	1,772	2,912	2,883	9,915	312	212	375	292	1,353
Total, British Empire and Foreign Countries ... Pairs	4,670	4,030	4,566	4,547	15,842	448	391	470	385	2,162
Total, of Apparel ... Value	6,448	5,748	6,086	6,816	14,499

No. 8—continued.

Quantities and Value of Principal and Other Articles, Exported from the Port of Aden, in each Official Year, from 1908-1909 to 1912-1913—continued.

ARTICLES, AND COUNTRIES TO WHICH EXPORTED.	Quantities.					Value.				
	1908-1909.	1909-1910.	1910-1911.	1911-1912.	1912-1913.	1908-1909.	1909-1910.	1910-1911.	1911-1912.	1912-1913.
III.—ARTICLES WHOLLY OR MAINLY MANUFACTURED— <i>continued.</i>						£	£	£	£	£
B.—ARMS, AMMUNITION AND MILI- TARY STORES—										
1. Arms, ammunition and military stores—										
United Kingdom ... Value.	390	71
Somaliland	100	227
India—Bombay	147
Other British Possessions	64	66	93	3	81
Total, British Empire ... Value.	701	293	93	74	81
Arabian Gulf Ports ... Value.	296	400	400
D'jabouti and Obokh	72	80	83
Italian East Africa	466
Other Foreign Countries	107	112	80	10	33
Total, Foreign Countries .. Value.	179	488	480	559	433
Total, British Empire and Foreign Countries ... Value.	880	781	573	633	514
C.—CARRIAGES AND CARTS (EXCLUD- ING RAILWAY CARRIAGES) AND PARTS THEREOF—										
1. Carriages and carts—										
United Kingdom ... Nos.	3	70
Other British Possessions	5	29
Burmah Rangcon	1	133
Karachi	1	100
Total, British Empire ... Nos.	10	332
D'jabouti and Obokh ... Nos.	47	518
Other Foreign Countries	7	99
Total, Foreign Countries ... Nos.	54	617
Total, British Empire and Foreign Countries ... Nos.	64	949
2. Parts of Carriages and carts—										
Zanzibar and Pemba ... Value.	67
United Kingdom	95	437
India—Bombay	522	223	131	92
Other British Possessions...	43	74	38	102	50
Total, British Empire ... Value.	632	169	698	233	142
Arabian Gulf Ports ... Value.	202	185	245
D'jabouti and Obokh	255	287	317	168	92
Holeidah	103
Other Foreign Countries...	100	16	87	66	99
Total, Foreign Countries ... Value	567	488	649	337	191
Total, British Empire and Foreign Countries ... Value.	1,189	657	1,347	570	333
D.—CHEMICALS AND CHEMICAL PRE- PARATIONS (EXCLUDING CHEMICAL MANURES) DRUGS AND MEDICINES—										
1. Alum—										
Other British Possessions... Cwt.	6	4
Total, British Empire ... Cwt.	6	4
Other Foreign Countries ... Cwt.	42	39
Total, Foreign Countries .. Cwt.	42	39
Total, British Empire and Foreign Countries ... Cwt.	48	43
4. Soda Compounds—										
(a) Borax—										
Other Foreign Countries. Cwt.	22	36
Total, British Empire and Foreign Countries ... Cwt.	22	36

GENERAL EXPORTS.

SEA-BORNE TRADE.

YEARS 1908-09 TO 1912-1913.

No. 8—continued.

Quantities and Value of Principal and Other Articles, Exported from the Port of Aden, in each Official Year, from 1908-1909 to 1912-1913—continued.

ARTICLES AND COUNTRIES TO WHICH EXPORTED.	Quantities.					Value.				
	1908-1909.	1909-1910.	1910-1911.	1911-1912.	1912-1913.	1908-1909.	1909-1910.	1910-1911.	1911-1912.	1912-1913.
III.—ARTICLES WHOLLY OR MAINLY MANUFACTURED— <i>continued.</i>						£	£	£	£	£
D. CHEMICALS AND CHEMICAL PRE- PARATIONS (EXCLUDING CHEMICAL MANURES) DRUGS AND MEDICINES — <i>continued.</i>										
4. Soda Compounds— <i>continued.</i>										
(b) Other Sorts—										
Other British Possessions. Cwt.	2½	10
Total, British Empire .. Cwt.	2½	10
Other Foreign Countries. Cwt.	9½	10
Total, Foreign Countries... Cwt.	9½	10
Total, British Empire and Foreign Countries ... Cwt.	11¾	20
5. Other sorts of Chemicals—										
United Kingdom ... Value.	73
Australia	80
Zanzibar and Pemba	421	550	580	359	252
Perim	78	85	128
Somaliland	740	823	798	795	919
India—Bombay	2,252	1,162	935	628	2,218
„ Calcutta	87
Other British Possessions...	38	46	82	84	10
Total, British Empire ... Value.	3,632	2,666	2,475	1,866	3,614
Abyssinia Massowah ... Value.	113	178	157
Dunkali Coast	237	73
Independent Somali Ports. „	75
Italian East Africa	87	166	184	161	344
Konfida	355	263
Gaizan	149	469	836	191
Lohia	549	274	679	450	291
Hodeidah	1,280	729	782	1,036	744
Fursan, &c.	124
Mokba	674	981	375	242	2,344
Arabian Gulf Ports	280	296	291	379	355
D'jabouti and Obokh	333	502	681	643
Massowah	318
Egypt	152
Turkey in Asia	150
Other Foreign Countries	162	177	114	675	38
Total, Foreign Countries ... Value.	3,861	3,283	3,553	4,423	5,718
Total, British Empire and Foreign Countries ... Value.	7,493	5,949	6,028	6,289	9,332
DRUGS AND MEDICINES (EXCLUDING CHEMICALS AND NARCOTICS)—										
1. Aloes—										
United Kingdom ... Cwt.	157½	302	100½	60½	258	512	846	290	201	583
Straits Settlements
India—Bombay	77	125
Other British Possessions	23	119	43	16	36	53	124	74	32	71
Total, British Empire ... Cwt.	180½	421	143½	153½	294	565	970	364	358	654
Other Foreign Countries ... Cwt.	12	10	36	38½	25	43	16	58	110	53
Total, Foreign Countries... Cwt.	12	10	36	38½	25	43	16	58	110	53
Total, British Empire and Foreign Countries ... Cwt.	192½	431	179½	192	319	608	986	422	468	707
2. Assafetida—										
United Kingdom ... Cwt.	77	159	55	630	173	42	167	2,943
Other British Possessions	4	8	½	2	1	34	2	3
Total, British Empire ... Cwt.	77½	8	159½	55	632	174	34	42	167	2,946
Egypt, &c. ... Cwt.	98	47	213	183
D'jabouti and Obokh	47	35	35	120	69	70
Other Foreign Countries	34½	31	21	37	26½	78	56	62	93	61
Total, Foreign Countries	34½	31	166	119	61½	78	56	395	345	131
Total, British Empire and Foreign Countries ... Cwt.	112	39	325½	174	693½	252	90	819	512	3,077

No. 8—continued.

Quantities and Value of Principal and Other Articles, Exported from the Port of Aden, in each Official Year, from 1908-1909 to 1912-1913—continued.

ARTICLES, AND COUNTRIES TO WHICH EXPORTED.	Quantities.					Value.				
	1908-1909.	1909-1910.	1910-1911.	1911-1912.	1912-1913.	1908-1909.	1909-1910.	1910-1911.	1911-1912.	1912-1913.
III.—ARTICLES WHOLLY OR MAINLY MANUFACTURED— <i>continued.</i>						£	£	£	£	£
DRUGS AND MEDICINES (EXCLUDING CHEMICALS AND NARCOTICS)— <i>continued.</i>										
3. Camphor—										
Other British Possessions . Lbs.	80	224	3	16
Total, British Empire ... Lbs.	80	224	3	16
Djibouti and Obokh ... Lbs.	2,557	105
Other Foreign Countries... „	6,171	1,288	140	32
Total, Foreign Countries... Lbs.	8,728	224	1,288	245	32
Total, British Empire and Foreign Countries ... Lbs.	8,808	224	1,288	248	16	32
5. Galangal—										
Perim Cwt.	131	143
Other British Possessions .. „	17	49	9½	19	16	14	19	23
Total, British Empire ... Cwt.	17	49	9½	19	131	16	14	19	23	143
Hodaidah Cwt.	442	1,277	744	755	698	282	545	393	405	458
Mokha „	246½	224	163	1,511	140	127	91	1,195
Gaizan „	955	884
Other Foreign Countries... „	36	35	88	77	51	29	22	52	59	50
Total, Foreign Countries... Cwt.	724½	1,536	832	995	3,215	451	694	445	555	2,587
Total, British Empire and Foreign Countries ... Cwt.	741½	1,585	841½	1,014	3,346	467	708	464	578	2,730
7. Fenna—										
Other Foreign Countries ... Cwt.	10	10
Total, British Empire and Foreign Countries ... Cwt.	10	10
8. Opium—										
Other Foreign Countries ... Lbs.	1	2
Total, British Empire and Foreign Countries ... Lbs.	1	2
9. Other sorts of drugs and medicines—										
United Kingdom Value.	126	103
Somaliland „
Zanzibar and Pemba „	155	109	113	77
Straits Settlements „
Perim „	134
India—Bombay „	1,427	741	517	502	777
„ Calcutta „	76	107	79
Other British Possessions . „	124	122	103	135	49
Total, British Empire ... Value.	1,908	972	840	740	1,116
Abyssinia—Mossawa ... Value.	95	149	139	205	253
Dunkali Coast „
Italian East Africa „	169	114	152
Egypt, &c. „	494	188	165	322	385
Jeddah „	70
Confidah „	78
Hodaidah „	591	652	709	779	1,771
Arabian Gulf Ports „	108	97	258	173
Mocha „	83	248
Muskat „	107
Persia „	109
France „	70
Italy „	133
Patoum „	133
Independent Somali Ports . „
Djibouti and Obokh „	101	128	335	296	448
Other Foreign Countries... .. „	274	289	130	212	128
Gaizan „	111
Total, Foreign Countries... .. „	1,816	1,601	2,331	1,928	3,776
Total, British Empire and Foreign Countries ... Value.	3,724	2,573	3,171	2,668	4,892
Total, Chemicals and Chemi- cal Preparations (excluding Chemical Manures) Drugs and Medicine Value.	12,792	10,306	10,904	10,531	20,861

No. 8—continued.

Quantities and Value of Principal and Other Articles, Exported from the Port of Aden, in each Official Year, from 1908-1909 to 1912-1913—continued.

ARTICLES, AND COUNTRIES TO WHICH EXPORTED.	Quantities.					Value.				
	1908-1909.	1909-1910.	1910-1911.	1911-1912.	1912-1913.	1908-1909.	1909-1910.	1910-1911.	1911-1912.	1912-1913.
III.—ARTICLES WHOLLY OR MAINLY MANUFACTURED— <i>continued.</i>						£	£	£	£	£
E. HARDWARE AND CUTLERY, INCLU- DING PLATEDWARE AND INSTRU- MENTS—										
1. Hardware and cutlery, including										
plated-ware—										
United Kingdom ... Value.	362	172	91	87	91
Somaliland	1,545	937	606	745	1,207
Zanzibar and Pemba	137	119	113
Perim	84	77	73
Suakin, and Port Sudan	98	67
India—Bombay	290	298	293	430	292
" Madras	149
Other British Possessions	92	129	1	145	46
Total, British Empire ... Value.	2,510	1,634	1,254	1,606	1,822
Italy Value.	1,339
Germany	137	316	239	166
North East Africa—										
Morocco	114
Abyssinia—Mossawa	362	466	596	1,190
Independent Somali Ports	614	105
Italian East Africa	208	462	429	582	765
Egypt, &c.	336
Dunkali Coast	82	143	107
Jeddah	80
Muskat	470	148	80
Confidah	156	174
Hodailah	264	274	314	502	462
Mokha	189	90	110	608
Arabian Gulf Ports	179	299	526	899	707
Persia	87	195	359	273
Turkey in Asia	509	161	1,546	139
Djibouti and Obokh	1,291	1,124	1,803	2,458	1,195
Ghazan	108	482
Other Foreign Countries...	221	165	244	192	225
Total, Foreign Countries . Value.	3,251	3,606	6,493	8,143	6,573
Total, British Empire and Foreign Countries .. Value.	5,761	5,240	7,747	9,749	8,395
2. Instruments, Apparatus and Appliances—										
(a) Musical—										
United Kingdom ... Value.	155	83	105
Somaliland
India—Bombay	70	67
Karachi
Other British Possessions	149	75	3	99
Total, British Empire ... Value.	149	155	145	153	204
Other Foreign Countries. Value.	48	81	60	47	58
Total, Foreign Countries... Value.	48	81	60	47	58
Total, British Empire and Foreign Countries ... Value.	197	236	205	200	262
(b) Other kinds—										
United Kingdom ... Value.	2,277
Perim	201
Other British Possessions	91	76	63	56	21
Total, British Empire ... Value.	91	76	63	56	2,499
Jeddah Value.	73	87
France	342
Italian East Africa	193
Other Foreign Countries.	85	21	68	108
Total, Foreign Countries... Value.	158	21	68	108	622
Total, British Empire and Foreign Countries .. Value.	249	97	131	164	3,121
Total, Hardware including Instruments Value.	6,207	5,573	8,033	10,113	11,778

No. 8—continued.

Quantities and Value of Principal and Other Articles, Exported from the Port of Aden, in each Official Year, from 1908-1909 to 1912-1913—continued.

ARTICLES, AND COUNTRIES TO WHICH EXPORTED.	Quantities.					Value.				
	1908-1909.	1909-1910.	1910-1911.	1911-1912.	1912-1913.	1908-1909.	1909-1910.	1910-1911.	1911-1912.	1912-1913.
III—ARTICLES WHOLLY OR MAINLY MANUFACTURED— continued.						£	£	£	£	£
F. DYES AND COLOURS—continued.										
1. Dyeing and Tanning substances —continued.										
(b) Indigo—										
Perim Cwt.	55	1,087
India—Bombay Cwt.	24	107
Total British Empire ... Cwt.	24	55	107	1,087
Arabian Gulf Ports ... Cwt.	16	15	17	135	163	141
Mokha Cwt.	27	81	8	1,198	453	1,043	120	19,942
Abyssinia—Mossawah ... Cwt.	179½	193	3,247	789
Hodaidah Cwt.	29	43	200	19	189	35½	467	2,431	334	1,595
Gaizan Cwt.	13	309	160	1,993
Fursan, &c. Cwt.	8	100
Other Foreign Coun- tries Cwt.	3	12½	11½	4	10	30	96	52	90	57
Total Foreign Coun- tries Cwt.	288½	136½	227½	79	1,924	4,083	1,606	2,618	867	24,527
Total British Empire and Foreign Countries ... Cwt.	262½	136½	277½	79	1,979	4,190	1,606	2,618	867	25,614
(c) Safflower—										
India—Bombay Cwt.	28	8	166	106
Other British Posses- sions Cwt.	3½	2	1	8	3	26	14	5	86	37
Total British Empire ... Cwt.	31½	10	1	8	3	192	120	5	86	37
Abyssinia—Mossawah... Cwt.	18	120
Hodaidah Cwt.	3½	102
Arabian Gulf Ports ... Cwt.	30	25	17	17	22	336	220	143	124	193
Muskat Cwt.	367½	457	367	403	396	2,225	2,293	2,109	2,952	3,117
Peria Cwt.	10½	28	43	79	38	182	207	437	698	281
Turkey in Asia Cwt.	16	35	88	71	284	677
Jeddah Cwt.	17	80
Other Foreign Coun- tries Cwt.	23½	12	11	4	74	101	81	42
Total Foreign Coun- tries Cwt.	440½	555	456	537	548	2,929	2,972	2,890	4,058	4,315
Total British Empire and Foreign Countries ... Cwt.	472½	565	457	545	551	3,121	3,092	2,895	4,144	4,352
(d) Turmeric—										
India—Bombay Cwt.
Other British Posses- sions Cwt.	14½	51	60	57	37½	10	49	54	62	45
Total British Empire ... Cwt.	14½	51	60	57	37½	10	49	54	62	45
North Africa, Morocco, Algeria, &c. Cwt.	183	217
Egypt, etc. Cwt.	97	116	91	127
Lohia Cwt.	132	103	98	115	107	113
Hodaidah Cwt.	517	334	236	427	481	372	398	448
Fursan, &c. Cwt.	123½	158	128	361
Mokha Cwt.	193½	159	193	173	954	177	117	185	162	1,018
Arabian Gulf Ports ... Cwt.	393½	174	403	189	284	394	184	285	209	332
Turkey in Asia Cwt.
Djibouti and Obokh ... Cwt.	65	69	62	71	85	77	71	81
Gaizan Cwt.	200	828	205	826
Mossawah Cwt.	129	148
Other Foreign Coun- tries Cwt.	111	190½	269	214	173½	124	186	251	232	203
Total Foreign Coun- tries Cwt.	1,818½	861½	1,302	1,172	2,866½	1,812	1,052	1,200	1,300	3,056
Total British Empire and Foreign Countries ... Cwt.	1,833½	918	1,362	1,229	2,904	1,822	1,101	1,254	1,452	3,101

No. 8—continued.

Quantities and Value of Principal and Other Articles, Exported from the Port of Aden, in each Official Year, from 1908-1909 to 1912-1913—continued.

ARTICLES, AND COUNTRIES TO WHICH EXPORTED.	Quantities.					Value.				
	1908-1909.	1909-1910.	1910-1911.	1911-1912.	1912-1913.	1908-1909.	1909-1910.	1910-1911.	1911-1912.	1912-1913.
III.—ARTICLES WHOLLY OR MAINLY MANUFACTURED— <i>continued.</i>						£	£	£	£	£
F. DYES AND COLOURS— <i>continued.</i>										
1. Dyeing and Tanning substances — <i>continued.</i>										
(e) Other sorts (including lae-dye)—										
United Kingdom ... Cwt.
India—Bombay ... "	402	358	161	163
Other British Posses- sions "	26½	263	121	105	172	26	105	63	54	84
Total British Empire ... Cwt.	26½	665	479	105	172	26	267	226	54	84
France Cwt.	70½	95
Germany "	166	247
Hodaidah "	58½	26	67	31	245	246	92	110	183	1,146
Muskat "
Djibouti and Obokh ... "
Gaizan "	26	113
Other Foreign Coun- tries "	9½	168	104	108	152	138	156	120	120	218
Total Foreign Countries . Cwt.	223½	360	171	139	423	479	495	230	303	1,477
Total British Empire and Foreign Countries ... Cwt.	250½	1,025	650	244	595	505	762	456	357	1,561
2. Paints and Painters' Materials—										
(a) Paints and Colours—										
(i) Other sorts—										
Somaliland Cwt.	49	91
Perim "	53	70
India—Bombay "	336½	158	82	400	269	168
Other British Posses- sions "	20½	39	101	54	82½	47	45	150	69	146
Total British Empire . Cwt.	410½	246	101	136	82½	517	405	150	237	146
Gaizan Cwt.	20	55	41	89	71	204
Italian East Africa ... "	65	108
Hodaidah "	121½	213	164	102	108	858	776	1,098	686	677
Djibouti and Obokh ... "	191½	59	66	86	62	410	252	121	91	163
Arabian Gulf Ports ... "	28	36	51	49	85	96	197	165
Mossawah "	37	96
Mokha "	129	618
Other Foreign Coun- tries "	79½	60	71	98	38	161	115	215	177	94
Total Foreign Countries. Cwt.	392½	360	357	457	464	1,429	2,228	1,619	1,340	2,019
Total British Empire and Foreign Countries ... Cwt.	803	606	458	593	546	1,946	1,633	1,769	1,577	2,167
3. Painters' materials—										
Other British Possessions . Cwt.	2
Total British Empire ... Cwt.	2
Djibouti and Obokh ... Cwt.
Other Foreign Countries... "	48
Total Foreign Countries ... Cwt.	48
Total British Empire and Foreign Countries ... Cwt.	50
Total Dyes and Colours ... Cwt.	11,584	8,194	8,992	8,397	36,841
G. FURNITURE, CABINET-WARE AND MANUFACTURES OF WOOD—										
1. Furniture and Cabinet-ware—										
Somaliland Value.	81	77
Perim "	72
Zanzibar and Pemba ... "	133
Ceylon "	97
India—Bombay "	105
Other British Possessions . "	82	91	178	57	205
Total British Empire ... Value.	296	91	178	303	310

SEA-BORNE TRADE.

GENERAL EXPORTS.
YEARS 1908-09 TO 1912-13.

No. 8—continued.

Quantities and Value of Principal and Other Articles, Exported from the Port of Aden, in each Official Year, from 1908-1909 to 1912-1913—continued.

ARTICLES, AND COUNTRIES TO WHICH EXPORTED.	Quantities.					Value.				
	1908-1909.	1909-1910.	1910-1911.	1911-1912.	1912-1913.	1908-1909.	1909-1910.	1910-1911.	1911-1912.	1912-1913.
III.—ARTICLES WHOLLY OR MAINLY MANUFACTURED— continued.						£	£	£	£	£
G. FURNITURE, CABINET-WARE AND MANUFACTURES OF WOOD—con- tinued.										
1. Furniture and Cabinet-ware— —continued.										
Hodeidah Value.	142	325
Mossawa "	68	169
Muskat "
Italian East Africa "	80	91	144	129
Djabouti and Obokh "	72	207
Italy "	200
Jeddah "	69
North Africa, &c. "	119
Other Foreign Countries "	207	110	217	160	187
Total Foreign Countries ... Value.	207	462	308	721	998
Total British Empire and Foreign Countries ... Value.	503	553	486	1,024	1,308
2. Manufactures of wood (other than furniture and cabinet- ware)—										
United Kingdom Value.	113	157	248	71	252
Somaliland "	101	221	137
India—Bombay "	389	250	363	137
Other British Possessions "	78	37	35	81	87
Total British Empire ... Value.	292	804	670	515	476
Hodeidah Value.	84
Arabian Gulf Ports "	98	131
Djabouti and Obokh "	75
Turkey in Asia "	158
Independent Somali Ports "	74
Muskat "	295
Other Foreign Countries "	198	209	233	367	395
Total Foreign Countries ... Value.	282	540	733	365	395
Total British Empire and Foreign Countries ... Value.	574	1,344	1,403	883	871
Total, Furniture, and Manufactures of wood... Value.	1,077	1,897	1,889	1,906	2,177
H. GLASSWARE AND EARTHEN- WARE—										
1. Glass and Glassware—										
United Kingdom Value.	100
Somaliland "	149	172	184	124	180
Zanzibar and Pemba "
Perin "	98
India—Bombay "	253	104
Other British Possession "	121	48	81	125	87
Total British Empire ... Value.	523	324	265	249	365
Italian East Africa Value.	145	169	92	294	199
Dunkali Coast "
Arabian Gulf Ports "	119	85	125	286	332
Hodeidah "	1,354	575	832	49	728
Jeddah "	168
Mokha "	317
Djabouti and Obokh "	644	413	827	856	851
Abyssinia—Massowah "	75	93	127	148	264
Gaizan "	88
Other Foreign Countries "	273	70	88	295	51
Total Foreign Countries ... Value.	2,610	1,567	2,091	2,373	2,130
Total British and Foreign Countries ... Value.	3,133	1,891	2,356	2,721	3,195

GENERAL EXPORTS.

SEA-BORNE TRADE.

YEARS 1908-09 TO 1912-13.

No. 8—continued.

Quantities and Value of Principal and Other Articles, Exported from the Port of Aden, in the Official Year, from 1908-1909 to 1912-1913—continued.

ARTICLE, AND COUNTRIES TO WHICH EXPORTED.	Quantities.					Value.				
	1908-1909.	1909-1910.	1910-1911.	1911-1912.	1912-1913.	1908-1909.	1909-1910.	1910-1911.	1911-1912.	1912-1913.
III.—ARTICLES WHOLLY OR MAINLY MANUFACTURED— <i>continued.</i>						£	£	£	£	£
H. GLASSWARE AND EARTHENWARE <i>—continued.</i>										
2. Earthenware and Porcelain (ex- cluding pipes of earthenware)—										
Somaliland Value.	140	275	170	163	215
Zanzibar and Pemba	106	68	83
Perim	73
Suakin and Port Soudan...	101
Other British Possessions	59	161	144	164
Total British Empire ... Value.	305	511	397	327	389
Italy Value.	120	73	128
Abyssinia—Massowah	85	247	167	376	1,086
Italian East Africa	93	142	191
Konfidah	155	129	105	136
Hodeidah	403	869	486	576	664
Mokha	220
Arabian Gnlf Ports	153	260	99	176	171
Djabouti and Obokh	212	455	693	555	701
Jeddah
German East Africa	103
North Africa, &c.	80
Gaizan	213
Other Foreign Countries...	261	303	302	272	353
Total Foreign Countries ... Value.	1,482	2,329	1,852	2,464	3,679
Total British Empire and Foreign Countries ... Value.	1,787	2,840	2,249	2,791	4,068
Total Glass and Earthen- ware Value.	4,920	4,731	4,605	5,512	7,263
I. LEATHER MANUFACTURES (EX- CLUDING BOOTS AND SHOES)—										
1. Saddlery and Harness—										
Somaliland Value.
Zanzibar and Pemba	120
Other British Possessions	30	54	2	75
Total British Empire ... Value.	150	54	2	75
Djabouti and Obokh ... Value.	113	75
Other Foreign Countries...	56	18	18	21
Total Foreign Countries ... Value	56	131	93	21
Total British Empire and Foreign Countries ... Value.	206	185	95	96
2. Other sorts—										
India—Bombay Value.	160
Other British Possessions...	13	56	76	16
Total British Empire ... Value.	13	216	76	16
Djabouti and Obokh ... Value.	109	91	80
Mossowah	7	140	79	27	119
Other Foreign Countries...
Total Foreign Countries ... Value.	116	231	79	27	199
Total British Empire and Foreign Countries ... Value.	129	447	155	43	199
Total Leather Manufac- tures (excluding Boots and Shoes Value.	335	632	155	138

SEA-BORNE TRADE.

GENERAL EXPORTS.
YEARS 1903-09 TO 1912-13.

No. 8—continued.

Quantities and Value of Principal and Other Articles, Exported from the Port of Aden, in each Official Year, from 1908-1909 to 1912-1913—continued.

ARTICLES AND COUNTRIES TO WHICH EXPORTED.	Quantities.					Value.				
	1908-1909.	1909-1910.	1910-1911.	1911-1912.	1912-1913.	1908-1909.	1909-1910.	1910-1911.	1911-1912.	1912-1913.
III.—ARTICLES WHOLLY OR MAINLY MANUFACTURED— continued.						£	£	£	£	£
J.—MACHINEERY AND MILL-WORK OF ALL KINDS—										
1. Machinery and mill-work of all kinds—										
United Kingdom ... Value.	117	80	1,525
Somaliland	233
Zanzibar and Pemba	807
Perim	100
Australia	67
India—Bombay	133	73
Other British Possessions	10	17	7	146	93
Total British Empire ... Value.	817	439	320	1,671	166
Abyssinia—Mossowah ... Value.	251
Italian East Africa	552	324	70
Hodeidah
Mokha	358
Independent Somali Ports
D'jabooti and Obokh	113	80	234
Other Foreign Countries	3	42	85	34	115
Total British Possessions. Value.	116	952	409	475	349
Total British Empire and Foreign Countries ... Value.	933	1,391	729	2,146	515
K.—METALS—IRON AND STEEL AND MANUFACTURES THEREOF—										
1. Iron or Steel—										
(b) Manufactures—										
(i) Anchors and cables—										
Other British Posses- sions Cwt.	30½	18	19	20	32	26	11	27	56	31
Total British Empire ... Cwt.	30½	18	19	20	32	26	11	27	56	31
Independent Somali Ports Cwt.
Abyssinia—Mossawah	156	106
D'jabooti and Obokh
Egypt, &c.	58	67
Other Foreign Coun- tries	53½	213	198	229	232	43	191	156	182	177
Total Foreign Countries... Cwt.	53½	213	198	385	290	43	191	156	288	244
Total British Empire and Foreign Countries ... Cwt.	84½	231	217	405	322	69	202	183	344	275
(ii) Angle, bolt and rod—										
Other British Posses- sions Cwt.	12	6
Total British Empire ... Cwt.	12	6
Other Foreign Coun- tries Cwt.	13	23
Total Foreign Countries ... Cwt.	13	23
Total British Empire and Foreign Countries ... Cwt.	25	29
(iii) Bars and channel—										
Somaliland Cwt.	123½	190	156	203	87	113	81	101
Other British Posses- sions	50	1	96	29	20	1	57	17
Total British Empire ... Cwt.	123½	240	157	96	232	87	133	82	57	118

GENERAL EXPORTS.

SEA-BORNE TRADE.

YEARS 1908-09 TO 1912-13.

No. 8—continued.

Quantities and Value of Principal and Other Articles, Exported from the Port of Aden, in each Official Year, from 1908-1909 to 1912-1913—continued.

ARTICLES AND COUNTRIES TO WHICH EXPORTED.	Quantities.					Value.				
	1908-1909.	1909-1910.	1910-1911.	1911-1912.	1912-1913.	1908-1909.	1909-1910.	1910-1911.	1911-1912.	1912-1913.
III.—ARTICLES WHOLLY OR MAINLY MANUFACTURED— <i>continued.</i>						£	£	£	£	£
K.—METALS—IRON AND STEEL AND MANUFACTURES THEREOF— <i>contd.</i>										
1. Iron or Steel— <i>continued.</i>										
(b) Manufactures— <i>continued.</i>										
(iii) Bars and channel— <i>contd.</i>										
Abyssinia—Mossawah. Cwt.	854½	389	246	543	393	152	123	310
Konfidah	242	354	299½	292	140	158	183	100	169	96
Hodeidah	1,533½	1,004	1,019	944	1,122	835	485	579	446	783
Fursan	524	348
Mokha	557	1,173	193	597	1,083	343	594	106	271	678
Arabian Gulf Ports ...	394½	408	409	397	319	210	196	167	157	173
D'jabuti and Obokh... ..	487	705	170	206	255	324	83	114
Gaizan	448	329	363	232	193	126	156	140
Other Foreign Coun- tries	57	221½	251	122	93	30	127	103	76	57
Total Foreign Countries ... Cwt.	4,694½	4,313½	3,059½	2,861	3,738	2,572	2,102	1,416	1,398	2,291
Total British Empire and Foreign Countries ... Cwt.	4,773½	4,552½	3,216½	3,057	3,970	2,659	2,235	1,498	1,455	2,409
(v) Nails, screws, rivets and washers—										
Somaliland Cwt.	62	68
Other British Posses- sions	54½	154	81½	27	93	58	122	79	27	88
Total British Empire ... Cwt.	54½	154	81½	89	93	58	122	79	95	88
Abyssinia—Mossawah. Cwt.	151½	252	98	130	121	174	85	132
Fursan
D'jabuti and Obokh ...	89½	233	71	133	102	171	70	156
Italian East Africa	209	94
Hodeidah	99	189	136	156	114	173	113	159
Lohia	127½	100
Mokha	109	105
Arabian Gulf Ports	114	109
Gaizan	163	168
Other Foreign Coun- tries	34½	269	271	441	166	298	221	236	386	201
Total Foreign Countries ... Cwt.	591	829	912½	648	971	521	603	765	569	1,030
Total British Empire and Foreign Countries ... Cwt.	645½	983	1,000	737	1,064	579	725	844	664	1,118
(vi) Pipes and fittings, cast—										
Other British Posses- sions Cwt.	19½	37	8	2	13	73	7	11
Total British Empire ... Cwt.	19½	37	8	2	13	73	7	11
Other Foreign Coun- tries Cwt.	3½	13½	13	4	8	13
Total Foreign Countries... Cwt.	3½	13½	13	4	8	13
Total British Empire and Foreign Countries ... Cwt.	23	50½	21	2	17	81	20	11
(vii) Sheets and plates (including galvanized and tinned plates)—										
Somaliland Cwt.	67	121	160	67	189	140
Other British Posses- sions	26	5	23	3
Total British Empire ... Cwt.	67	121	160	26	5	67	189	140	23	3
Fursan Cwt.	186	188
Other Foreign Coun- tries	52	51
Other Foreign Coun- tries	58	42	13	12	17	55	24	16	47	36
Total Foreign Countries ... Cwt.	58	42	13	12	255	55	24	16	47	270
Total British Empire and Foreign Countries ... Cwt.	125	163	173	38	200	122	213	156	70	273

No. 8—continued.

Quantities and Value of Principal and Other Articles, Exported from the Port of Aden, in each Official Year, from 1908-1909 to 1912-1913—continued.

ARTICLES AND COUNTRIES TO WHICH EXPORTED.	Quantities.					Value.				
	1908-1909.	1909-1910.	1910-1911.	1911-1912.	1912-1913.	1908-1909.	1909-1910.	1910-1911.	1911-1912.	1912-1913.
III.—ARTICLES WHOLLY OR MAINLY MANUFACTURED— <i>continued.</i>						£	£	£	£	£
K.—METALS—IRON AND STEEL AND MANUFACTURES THEREON— <i>contd.</i>										
1. Iron or Steel— <i>continued.</i>										
(b) Manufactures— <i>continued.</i>										
(viii) Tubes and fittings, wrought—										
Other Foreign Coun- tries Cwt.	7	4
Total British Empire and Foreign Countries ... Cwt.	7	4
(ix) Other Manufactures of Iron or Steel—										
Somaland Cwt.	138	111
United Kingdom	4	267
Perim	167	32	322	101
India—Bombay	49,103½	8,989	7,376	1,348
Other British Posses- sions... ..	125½	97½	547	87	121	124	157	118	90	111
Total British Empire . . Cwt.	49,896	9,228½	579	87	121	7,822	1,853	219	90	111
Arabian Gulf Ports ... Cwt.	43	74	69	92	133	69
Independent Somali Ports	629
D'jabouti and Obokh . .	327½	359	90	311	272	103
Hodeidah	367	767	240	440	264	606	416	228	291
Mossawah	68	140
Italian East Africa	106	175
United States of America	11	70
Jeddah	307	467
Mokha	173	177	183	136
Gaizan	126	84
Other Foreign Coun- tries	498½	318	504½	287½	101	380	337	357	223	83
Total Foreign Countries ... Cwt.	1,193½	1,301	2,058½	653½	871	955	1,218	2,030	535	682
Total British Empire and Foreign Countries ... Cwt.	50,589½	10,529½	2,637½	740½	992	8,777	3,101	2,249	625	793
Total Metals—Iron and Steel and Manufactures thereof Cwt.	56,240½	16,460½	7,294½	4,998½	6,642	12,223	6,476	5,011	3,178	4,912
L.—METALS—OTHER THAN IRON AND STEEL AND STEEL AND MANU- FACTURES THEREOF—										
2. Brass, Bronze and similar Amalgams—										
(a) Unwrought—										
India—Bombay ... Cwt.	63	132
Total British Empire ... Cwt.	63	132
Other Foreign Countries. Cwt.	6½	23	29	67
Total Foreign Countries. Cwt.	6½	23	29	67
Total British Empire and Foreign Countries ... Cwt.	6½	86	29	199
(b) Wrought—										
India—Bombay ... Cwt.	165½	322	167	541	333	676	379	1,185
Other British Posses- sions... ..	9	1½	1	21	5	3
Total British Empire ... Cwt.	174½	322	168½	542	354	676	384	1,188
D'jabooti and Obokh ... Cwt.	12½	23	34	26	27	76	78	125	134	111
Hodeidah	25	75
Jeddah	26	170
Other Foreign Countries. "	19	82
Other Foreign Countries. "	12½	22	7½	35	83	52	37	84
Total Foreign Countries ... Cwt.	25½	70	67½	61	46	159	205	332	218	193
Total British Empire and Foreign Countries ... Cwt.	200	70	398½	229½	588	513	205	1,008	602	1,331

YEARS 1908-09 TO 1912-13.

No. 8—continued.

Quantities and Value of Principal and Other Article, Exported from the Port of Aden, in each Official Year, from 1908-1909 to 1912-1913—continued.

ARTICLES AND COUNTRIES TO WHICH EXPORTED.	Quantities.					Value.				
	1908-1909.	1909-1910.	1910-1911.	1911-1912.	1912-1913.	1908-1909.	1909-1910.	1910-1911.	1911-1912.	1912-1913.
III.—ARTICLES WHOLLY OR MAINLY MANUFACTURED— <i>continued.</i>						£	£	£	£	£
L.—METALS—OTHER THAN IRON AND STEEL AND MANUFACTURES THEREOF— <i>continued.</i>										
4. Copper—										
(a) Unwrought—										
India—Bombay ... Cwt.	29	74
Total British Empire ... Cwt.	29	74
Total Foreign Countries. Cwt.
Total British Empire and Foreign Countries ... Cwt.	29	74
(b) Wrought (sheets and other manufactures)—										
Perim Cwt.	10	81
India—Bombay Cwt.	32	57	47½	84	150	114
Other British Possessions Cwt.	8½	7	19½	11	15	55	22	58	28	47
Total British Empire ... Cwt.	50½	64	67½	11	15	220	172	172	28	47
D'jabouti and Obckh ... Cwt.	162	81	202	293½	314	737	449	834	1,439	1,337
Italian East Africa Cwt.	12	140
Arabian Gulf Ports Cwt.	27	44	99	193
Mossawah Cwt.	30	149
Mokha Cwt.	17	68
Other Foreign Countries. .. Cwt.	34	46	35½	29½	36	146	119	139	125	180
Total Foreign Countries... Cwt.	196	139	237½	349½	441	883	708	973	1,663	1,927
Total British Empire and Foreign Countries ... Cwt.	246½	203	304½	360½	456	1,103	880	1,145	1,691	1,974
5. Lead—										
(b) Other sorts—										
Other British Possessions Cwt.	½	1
Total British Empire ... Cwt.	½	1
Other Foreign Countries. Cwt.	3	11
Total Foreign Countries... Cwt.	3	11
Total British Empire and Foreign Countries ... Cwt.	½	3	1	11
6. Tin—										
(a) Unwrought (blocks, ingots, bars and slabs)—										
Other Foreign Countries. Cwt.	17	34
Total Foreign Countries. Cwt.	17	34
Total British Empire and Foreign Countries ... Cwt.	17	34
(b) Wrought, including plates or sheets, not being tinned iron—										
Other British Possessions Cwt.	50½	10	50	31	13	94	18	67	66	40
Total British Empire ... Cwt.	50½	10	50	31	13	94	18	67	66	40
Abyssinia—Mossawah ... Cwt.	88½	61	81	68	77	77
Arabian Gulf Ports Cwt.
D'jabooti and Obokh Cwt.	36	40	53	29	72	81	167	109
Hodeidah Cwt.	46	137
Other Foreign Countries. Cwt.	56½	43	10½	4	48	112	51	12	6	147
Total Foreign Countries. Cwt.	181	43	111½	184	77	252	51	170	387	256
Total British Empire and Foreign Countries ... Cwt.	231½	53	162	215	90	346	69	237	453	296

No. 8—continued.

Quantities and Value of Principal and Other Articles, Exported from the Port of Aden, in each Official Year, from 1908-1909 to 1912-1913—continued.

ARTICLES, AND COUNTRIES TO WHICH EXPORTED.	Quantities.					Value.				
	1908-1909.	1909-1910.	1910-1911.	1911-1912.	1912-1913.	1908-1909.	1909-1910.	1910-1911.	1911-1912.	1912-1913.
III.—ARTICLES WHOLLY OR MAINLY MANUFACTURED— <i>continued.</i>										
L. METALS—OTHER THAN IRON AND STEEL AND MANUFACTURES THEREOF— <i>continued.</i>										
(7) Zinc or spelter, all sorts—										
India—Bombay ... Cwt.	118	95	134	61	118	82	153	67
Other British Possessions... "	60	58	2	2	17	67	52	4	2	34
Total British Empire ... Cwt.	178	58	97	134½	78	185	52	86	155	101
Djihouti and Obokh ... Cwt.	40	72	68	119
Other Foreign Countries ... "	6	28	44½	20½	38	16	23	77	21	107
Total Foreign Countries ... Cwt.	6	28	44½	60½	110	16	23	77	89	226
Total British Empire and Foreign Countries... Cwt.	184	86	141½	195½	188	201	75	163	244	327
8. Metals, unenumerated—										
Other British Possessions... Cwt.	5½	4½	51	48½	8	11	10	62	60	13
Total British Empire ... Cwt.	5½	4½	51	48½	8	11	10	62	60	13
Abyssinia—Mossowah ... Cwt.	82	114	144	135	171	116	144	147	162	210
Lohia ... "	86	100	181	100
Hodaidah ... "	223½	360	222	303
Mokha ... "	78	101	163	101	126	207
Arabian Gulf Ports ... "	56	66	74	81	429
Gaizan ... "	378
Other Foreign Countries ... "	152½	138	145	213	129	205	170	196	262	164
Total Foreign Countries ... Cwt.	591½	439	815	348	841	718	621	827	424	1,010
Total British Empire and Foreign Countries ... Cwt.	597½	443½	866	396½	849	729	631	889	484	1,023
Total Metals—Other than Iron and Steel and Manufactures thereof ... Cwt.	1,483½	970½	1,863½	1,399½	2,171	2,956	2,133	3,442	3,485	5,001
M. PAPER, PASTEBOARD AND STATIONERY—										
1. Paper—										
(b) Other kinds of paper (including paper manufactures)—										
United Kingdom ... Cwt.	53	14	15	40	450	222	179	350
Somaliland ... "	915	522	470	721	482	329	208	186	259	186
Saakin and Port Soudan-Zanzibar ... "	443	562	198	175	202	74
India—Bombay ... "	13,671½	1,673
Other British Possessions ... "	59½	673	136	248	152	32	120	118	115	134
Total British Empire ... Cwt.	14,699	1,652	1,168	984	882	2,484	725	506	553	744
Abyssinia—Mossowah ... Cwt.	586½	915	926	733	973	217	325	330	229	329
Italian East Africa ... "	167½	144	212	215	321	74	70	120	111	127
Egypt, &c. ... "	430½	137
Confidah ... "	243	78	213
Hodaidah ... "	132½	521	104	188	1,448	150	174	80	912
Fursan, &c. ... "	157	94
Mokha ... "	208	379	708	3,588	99	124	149	228	1,410
Arabian Gulf Ports ... "	436½	367	453	505	637	185	106	163	213
Djihouti and Obokh ... "	1,196	1,007	443	538	793	319	184	162	273	286
Gaizan ... "	341	745	116	271
France ... "	1	200
Other Foreign Countries ... "	107½	372	340½	145	377	44	230	216	126	218
Total Foreign Countries ... Cwt.	3,665	3,705	2,478½	3,378	8,883	1,397	1,252	1,151	1,326	3,969
Total British Empire and Foreign Countries ... Cwt.	18,364	5,357	3,616	4,362	9,765	3,881	1,977	1,657	1,879	4,713
3. Stationery (excluding paper)—										
United Kingdom ... Value.	301
Somaliland ... "	141
Perim ... "
Zanzibar and Pemba ... "	83	85
Other British Possessions ... "
Total British Empire ... Value.	157	112	91	112	167
Total British Empire ... Value.	157	253	174	498	167

No. 8—continued.

Quantities and Value of Principal and Other Articles, Exported from the Port of Aden,
in each Official Year, from 1908-1909 to 1912-1913—continued.

ARTICLES, AND COUNTRIES TO WHICH EXPORTED.	Quantities.					Value.				
	1908-1909.	1909-1910.	1910-1911.	1911-1912.	1912-1913.	1908-1909.	1909-1910.	1910-1911.	1911-1912.	1912-1913.
III.—ARTICLES WHOLLY OR MAINLY MANUFACTURED— <i>continued.</i>						£	£	£	£	£
M.—PAPER, PASTEBOARD AND STATIONERY— <i>continued.</i>										
3. Stationery (excluding paper)— <i>continued.</i>										
Italian East Africa ... Value.	69	196	77	80
Hodaidah
Djibouti and Obokh	292	121	217	189	99
Other Foreign Countries	72	70	38	193	224
Total Foreign Countries ... Value.	433	387	332	462	323
Total British Empire and Foreign Countries ... Value.	590	640	506	960	490
Total Paper, Pasteboard and Stationery ... Value.	4,471	2,617	2,163	2,839	5,203
N. RAILWAY PLANT AND ROLLING STOCK—										
2. Other sorts—										
Italian East Africa ... Cwt.	163	148
Total Foreign Countries ... Cwt.	163	148
Total British Empire and Foreign Countries ... Cwt.	163	148
O. TEXTILE FABRICS—										
1. Cotton—										
(a) Canvas—										
Somaliland Yds.	2,217	11,462	100	273
Other British Posses- sions	1,770	1,150	2,110	1,861	1,995	39	33	56	65	72
Total British Empire ... Yds.	3,987	12,612	2,110	1,861	1,995	139	306	56	65	72
Abyssinia—Mossawah ... Yds.	13,376	13,000	8,560	12,495	28,440	386	298	238	352	758
Jeddah	2,100	3,600	109	80
Djibouti and Obokh	3,999	3,129	4,721	7,871	206	209	261	346
Gaizan	3,575	7,200	169	164
Arabian Gulf Ports	3,080	120
Lohia	3,800	2,600	87	93
Confidah	2,970	108
Egypt, &c.	1,520	101
Hodaidah	2,000	67
Mokha	2,860	106
Gaizan	17,865	452
Other Foreign Countries	8,510	3,954	6,522	7,169	5,240	157	230	223	234	148
Total Foreign Countries ... Yds.	27,985	21,954	24,866	41,955	68,396	858	523	899	1,286	2,071
Total British Empire and Foreign Countries ... Yds.	31,972	34,566	26,976	43,816	70,391	997	£34	955	1,351	2,143
(b) Handkerchiefs and shawls in the piece—										
Somaliland No.	10,595	10,852	15,014	150	171	237
Zanzibar and Pemba	31,611	90,726	563	737
Other British Possessions	3,052	1,908	6,000	13	34	53
Total British Empire ... No.	3,052	1,908	16,595	42,463	105,740	13	34	203	734	974
Hodaidah No.	10,400	4,125	20,784	80	92	451
Djibouti and Obokh	17,737	14,100	33,728	41,906	513	207	489	701
Italian East Africa	19,200	16,578	160	253
Other Foreign Countries,	7,332	1,180	860	636	1,440	77	20	17	22	38
Total Foreign Countries ... No.	25,069	20,380	25,360	38,489	80,708	590	180	304	603	1,443
Total British Empire and Foreign Countries ... No.	28,121	22,288	41,955	80,952	186,448	603	214	507	1,337	2,417
(c) Hosiery—										
Other British Possessions, Value.	50	42
Total British Empire ... Value.	50	42

SEA-BORNE TRADE.

GENERAL EXPORTS.
YEARS 1908-09 TO 1912-13.

No. 8—continued.

Quantities and Value of Principal and Other Articles, Exported from the Port of Aden,
in each Official Year, from 1908-1909 to 1912-1913—continued.

ARTICLES, AND COUNTRIES TO WHICH EXPORTED.	Quantities,					Value.				
	1908-1909.	1909-1910.	1910-1911.	1911-1912.	1912-1913.	1908-1909.	1909-1910.	1910-1911.	1911-1912.	1912-1913.
III.—ARTICLES WHOLLY OR MAINLY MANUFACTURED— continued.						£	£	£	£	£
O. TEXTILE FABRICS—continued.										
1. Cotton—continued.										
(c) Hosiery—continued.										
Abyssinia—Mossowah ... Value.	67	191
Djibouti and Obokh ... "	172	20
Hodaidah ... "	110
Other Foreign Countries. "	69	36	35	196
Total Foreign Countries. Value.	69	103	207	507
Total British Empire and Foreign Countries ... Value.	119	103	207	549
Grey (Unbleached)—										
(i) Chadars and dhutis—										
Somaliland ... Yds.	6,600	87
Other British Posses- sions "
Total British Empire ... Yds.	6,600	87
Djibouti and Obokh Yds.	472,520	4,747
Mossowah "	38,200	423
Other Foreign Coun- tries "	1,000	27
Total Foreign Countries ... Yds.	511,720	5,197
Total British Empire and Foreign Countries ... Yds.	518,320	5,284
(ii) Drills and Jeans—										
Zanzibar Yds.	229,450	3,367
Other British Posses- sions "	3,476	90
Total British Empire ... Yds.	232,926	3,457
Djibouti and Obokh. Yds.	36,850	654
Mossowah "	21,850	378
German East Africa. "	5,100	133
Italian East Africa. "	46,400	689
Hodaidah "	37,500	656
Mokha "	132,650	2,219
Independent Somali Ports "
Other Foreign Coun- tries "	9,180	157
Gaizan "	69,666	1,208
Total Foreign Countries. Yds.	353,196	6,094
Total British Empire and Foreign Countries ... Yds.	592,122	9,551
(iv) Shirtings—										
India—Bombay ... Yds.	237,300	3,073
India—Cutch and Kathiawar "	7,500	100
Somaliland "	721,090	8,426
Suakin and Port Soudan "	82,800	1,263
Zanzibar "	404,200	4,391
Perim "	80,240	923
Other British Posses- sions "	1,500	23
Total British Em- pire Yds.	1,534,630	18,199
Djibouti and Obokh. Yds.	1,613,325	20,858
Persia "	41,370	573
Mozambique "	31,500	345
Mossowah "	1,585,186	17,643
Jeddah "	552,750	6,623
Egypt "	7,500	100
Muskat "	86,132	1,035
Turkey in Asia ... "	82,250	1,073
German East Africa. "	15,000	187
Italian East Africa. "	1,668,650	18,136
Confidah "	258,500	2,963
Hodaidah "	413,877	5,393
Mokha "	2,188,634	25,934
Fursan "	15,578	202

GENERAL EXPORTS.
YEARS 1908-09 TO 1912-13.

SEA-BORNE TRADE.

No. 8—continued.

Quantities and Value of Principal and Other Articles, Exported from the Port of Aden,
in each Official Year, from 1908-1909 to 1912-1913—continued.

ARTICLES, AND COUNTRIES TO WHICH EXPORTED.	Quantities.					Value.				
	1908-1909.	1909-1910.	1910-1911.	1911-1912.	1912-1913.	1908-1909.	1909-1910.	1910-1911.	1911-1912.	1912-1913.
III.—ARTICLES WHOLLY OR MAINLY MANUFACTURED— <i>continued.</i>						£	£	£	£	£
O. TEXTILE FABRICS— <i>continued.</i>										
1. Cotton— <i>continued.</i>										
(d) Piece-goods— <i>continued.</i>										
Grey (Unbleached,— <i>continued.</i>)										
(iv) Shirtings— <i>continued.</i>										
Independent Somali- ports ... Yds	419,437	5,110
Arabian Gulf Ports ... "	621,322	6,078
Other Foreign Coun- tries ... "	3,750	40
Gaizan ... "	797,994	9,454
Total Foreign Countries ... Yds.	10,432,805	1,21,752
Total British Empire and Foreign Countries ... Yds.	11,937,435	1,39,951
(v) Other sorts—										
Somaliland... Yds.	4,263,562	3,628,000	3,195,485	3,745,050	2,396,125	49,940	41,745	38,658	45,420	28,502
Zanzibar and Pemba. "	828,387	1,398,550	3,041,260	2,681,800	1,477,250	10,133	16,263	32,806	31,121	17,348
Perim ... "	35,360	26,882	19,770	29,275	785,375	405	293	228	347	10,369
Suakin and Port Sondan ... "	761,280	1,758,325	1,484,725	1,044,150	9,014	19,761	15,880	12,531
India—Bombay ... "	585,850	229,800	634,220	1,400,650	382,700	7,895	2,940	8,700	18,052	5,276
Karachi ... "	7,500	8,250	82	140
Cutch ... "	53,950	51,790	66,000	697	726	921
Other British Possessions ... "	4,500	4,000	60	33
Total British Empire ... Yds.	5,772,109	6,103,802	8,727,810	9,345,500	6,085,600	69,070	71,068	100,674	110,853	73,966
Djibouti and Obokh. Yds.	11,924,797	6,630,257	8,141,698	9,961,100	11,810,960	144,046	76,447	100,964	125,078	154,515
France ... "	7,510	87
North Africa, Mor- rocco, &c. ... "	83,050	1,011
Abyssinia Mossawah. "	2,032,860	1,084,215	1,782,386	2,520,790	1,327,425	22,138	12,781	21,372	29,913	15,573
Dunkali Coast ... "	184,895	78,230	76,500	8,000	2,987	850	826	79
Independent Somali- ports ... "	1,198,011	894,758	1,203,589	1,287,540	440,675	14,255	10,290	14,392	16,398	5,411
Italian East Africa. "	2,807,000	5,702,521	5,210,375	5,277,136	1,549,050	28,937	61,933	54,261	54,439	17,115
German East Africa. "	111,600	134,500	36,750	244,250	571,450	1,323	1,653	450	2,920	6,736
Egypt, &c. ... "	1,426,818	72,000	7,270	7,500	15,711	842	97	107
Jeddah ... "	3,220,350	1,610,750	2,027,600	2,095,700	925,000	38,337	19,013	23,782	26,063	11,805
Confidah ... "	517,350	183,900	51,000	695,260	68,250	5,528	1,703	593	7,885	849
Gaizan ... "	20,700	253,600	320,600	461,122	536,380	285	2,655	3,370	5,561	6,816
Lohia ... "	29,500	9,500	28,230	30,920	6,500	309	103	340	348	87
Hodaidah ... "	7,999,203	6,169,265	6,944,257	7,471,215	2,650,243	93,281	73,179	85,105	98,769	34,502
Arabian Gulf Ports. "	760,421	582,517	916,870	900,717	243,950	8,140	6,415	9,128	10,037	2,866
Mnskat ... "	708,300	368,530	629,520	821,610	955,400	8,726	4,781	7,960	10,974	12,920
Persia ... "	63,000	22,400	775	273
Turkey in Asia ... "	98,700	136,740	833,460	676,500	1,784	1,673	11,428	8,799
China ... "	31,000	1,076,800	393	11,432
Madagascar ... "	8,000	80
Italy ... "	37,500	437
Mozambique ... "	7,500	87
Mokha ... "	1,902,745	1,371,386	172,720	1,997,148	4,862,181	21,170	15,972	2,100	24,908	65,751
Fersan &c. ... "	292,832	10,750	20,970	19,800	3,870	167	188	264
Other Foreign Coun- tries ... "	790	1,550	690	3,800	7,870	9	17	12	38	913
Total Foreign Countries ... Yds.	35,322,752	26,356,189	27,745,265	34,574,558	26,619,834	410,408	301,690	327,050	367,598	343,719
Total British Empire and Foreign Countries ... Yds.	41,094,861	32,459,991	36,473,075	43,920,068	32,705,434	479,488	372,758	427,724	536,149	417,685
White (Bleached)—										
(i) Chadars and dhutis—										
Somaliland ... Yds.	9,800	138
Other British Pos- sessions ... "	900	17
Total British Empire ... Yds.	10,700	155
Djibouti and Obokh. Yds.	177,810	2,182
Mossawah ... "	17,520	170
Hodaidah ... "	8,100	178
Mokha ... "	4,000	87
Other Foreign Coun- tries ... "	9,300	127
Total Foreign Countries ... Yds.	216,730	2,744
Total British Empire and Foreign Countries ... Yds.	227,430	2,899

SEA-BORNE TRADE.

GENERAL EXPORTS.
YEARS 1908-09 TO 1912-13.

No. 8—continued.

Quantities and Value of Principal and Other Articles, Exported from the Port of Aden,
in each Official Year, from 1908-09 to 1912-13—continued.

ARTICLES AND COUNTRIES TO WHICH EXPORTED.	Quantities.					Value.				
	1908-1909.	1909-1910.	1910-1911.	1911-1912.	1912-1913.	1908-1909.	1909-1910.	1910-1911.	1911-1912.	1912-1913.
						£	£	£	£	£
III.—ARTICLES WHOLLY OR MAINLY MANUFACTURED—contd.										
O.—TEXTILE FABRICS—continued.										
I. Cotton—continued.										
(d) Piece-goods—continued.										
White (Bleached)—										
(ii) Drills and Jeans— Other British Possessions ... Yds.	1,725	35
Total British Empire ... Yds.	1,725	35
D'jabonti and Obokh Yds.	37,005	781
Hodeidah ... "	49,295	959
Mocha ... "	5,400	106
Other Foreign Countries ... "	2,024	49
Gaizan ... "	8,450	234
Italian East Africa... "	2,316	73
Total Foreign Countries ... Yds.	104,490	2,202
Total British and Foreign Countries ... Yds.	106,215	2,237
(iv) Shirtings—										
India—Bombay ... Yds.	24,820	310
Somaliland... "	555,300	8,476
Other British Possessions ... "	3,220	61
Total British Empire... Yds.	583,410	8,847
D'jabonti and Obokh. Yds.	394,750	10,178
Persia ... "	6,640	82
Mossowah ... "	13,850	213
Italian East Africa ... "	77,150	1,012
Hodeidah ... "	317,318	3,644
Mocha ... "	77,690	843
Arabian Gulf Ports ... "	43,370	539
Other Foreign Countries ... "	12,583	144
Gaizan ... "	59,050	844
Total Foreign Countries ... Yds.	1,002,401	17,506
Total British Empire and Foreign Countries ... Yds.	1,585,811	26,353
(v) Other sorts—										
United Kingdom ... Yds.	8,000	100
Somaliland ... "	605,110	794,331	729,455	676,790	134,390	7,859	10,079	10,391	9,252	1,850
Zanzibar and Pemba ... "	8,800	20,020	24,910	103	390	512
Suakin and Port Sudan ... "	17,600	168,880	116,409	252	2,077	1,462
Straits Settlements ... "	9,600	170
India—Bombay ... "	6,000	127
Other British Possessions ... "	1,476	4,227	5,034	6,660	10,438	20	95	63	82	141
Total British Empire... Yds.	615,386	824,158	923,389	840,360	144,828	7,982	10,526	12,921	11,605	1,991
Abyssinia—Mossowah ... Yds.	552,870	184,600	149,378	131,345	153,672	6,755	2,027	1,933	1,537	1,994
Independent Somali Ports ... "	5,580	83
Dunkali Coast ... "	38,600	23,000	16,362	10,800	337	313	228	157
Italian East Africa ... "	51,980	53,274	149,800	604	747	1,997
Egypt, etc. ... "	80,798	853
Hodeidah ... "	1,021,205	1,079,319	979,664	367,190	10,003	11,856	10,842	4,246
Konfidah ... "	39,200	814,407	397	9,364
Lohia ... "
Fursan, &c. ... "	21,500	282
Mokha ... "	55,320	128,420	31,700	10,480	166,540	700	1,741	469	180	1,871
Arabian Gulf Ports ... "	74,386	122,609	170,380	46,020	12,530	881	1,477	1,735	682	152
Jeddah ... "	4,600	10,400	26,550	79	129	230
Gaizan ... "	28,440	60,390	8,826	16,615	82,190	587	661	124	239	735
Other Foreign Countries ... "	15,290	2,065	14,061	16,015	8,910	136	28	277	252	150
D'jabonti and Obokh ... "	745,536	610,932	690,313	585,563	775,875	6,956	7,247	9,959	7,614	8,899
Germany ... "	5,200	87
Portuguese East Africa ... "	9,260	273

GENERAL EXPORTS.

SEA-BORNE TRADE.

YEARS 1908-09 TO 1912-13.

No. 8—continued.

Quantities and Value of Principal and Other Articles, Exported from the Port of Aden,
in each Official Year, from 1908-09 to 1912-13—continued.

ARTICLES AND COUNTRIES TO WHICH EXPORTED.	Quantities.					Value.				
	1908-1909.	1909-1910.	1910-1911.	1911-1912.	1912-1913.	1908-1909.	1909-1910.	1910-1911.	1911-1912.	1912-1913.
III.—ARTICLES WHOLLY OR MAINLY MANUFACTURED—contd.						£	£	£	£	£
O.—TEXTILE FABRICS—continued.										
1. Cotton—continued.										
(d) Piece-goods—continued.										
White (Bleached)—continued.										
(v) Other sorts—continued.										
Muskat ... Yds.	6,520	108
Persia	3,200	7,080	87	121
Mozambique	7,800	80
Italian East Africa. "	23,533	397
Total Foreign Countries... Yds.	2,677,705	2,278,915	1,966,771	1,976,371	1,608,320	27,968	26,170	25,279	23,821	18,722
Total British Empire and Foreign Countries Yds.	3,293,091	3,103,073	2,890,160	2,816,740	1,753,148	35,950	36,696	38,200	35,426	20,713
Coloured, Printed or Dyed—										
(i) Lungis and saris—										
India—Bombay ... Yds.	17,900	355
Somaliland	172,890	2,656
Suakin and Port Soudan	51,880	677
Zanzibar	122,766	2,247
Perim	8,920	150
Other British Pos- sessions	2,150	36
Total British Empire ... Yds.	379,506	6,121
Mozambique ... Yds.	2,610	89
D'jabouti and Obokh. "	296,075	5,324
Persia	6,140	119
Mossowah	204,070	3,241
Lohia	15,200	167
Muscat	41,404	788
Turkey in Asia ... "	10,330	187
Italian East Africa. "	98,400	1,482
Hodeidah	156,833	2,442
Mocha	112,159	2,044
Fursan	8,190	134
Dunkali Ports ... "	21,770	398
Independent Somali Ports	24,619	438
Arabian Gulf Ports. "	50,050	963
Other Foreign Coun- tries	5,600	124
Gaizan	54,963	926
Total Foreign Countries... Yds.	1,108,413	18,806
Total British Empire and Foreign Countries Yds.	1,487,919	24,927
(ii) Drills and Jeans—										
Zanzibar Yds.	12,000	208
Total British Empire ... Yds.	12,000	208
D'jabouti and Obokh. Yds.	6,200	207
Italian East Africa... "	3,070	122
Hodeidah	61,270	1,370
Other Foreign Coun- tries	2,100	61
Total Foreign Countries ... Yds.	72,610	1,760
Total British Empire and Foreign Countries Yds.	84,640	1,968
(iii) Other sorts—										
Straits Settlements. Yds.	8,100	4,800	294	80
Somaliland... ..	38,927	1,592,610	553,533	525,180	412,952	10,935	13,249	7,783	7,209	6,227
Zanzibar and Pemba. "	75,500	42,800	71,462	83,900	36,830	1,209	701	1,505	1,866	670
Mauritius and De- pendencies
Perim	21,620	6,373	6,961	12,400	60,356	322	96	117	205	1,153
Suakin and Port Soudan	171,920	531,793	320,576	43,250	2,622	6,461	4,293	607
United Kingdom ... Yds.	7,200	19,480	100	96
India—Utch	4,500	100
India—Bombay ... "	6,700	52,616	101,200	56,540	43,340	127	1,008	1,587	1,106	444
Other British Pos- sessions	1,000	4,600	2,834	2,594	20	77	77	45
Total British Empire ... Yds.	1,051,647	1,342,419	1,274,983	1,006,190	621,008	12,907	17,853	17,630	14,724	9,277

No. 8—continued.

Quantities and Value of Principal and Other Articles, Exported from the Port of Aden, in each Official Year, from 1908-1909 to 1912-1913—continued.

ARTICLES AND COUNTRIES TO WHICH EXPORTED.	Quantities.					Value.				
	1908-1909.	1909-1910.	1910-1911.	1911-1912.	1912-1913.	1908-1909.	1909-1910.	1910-1911.	1911-1912.	1912-1913.
III.—ARTICLES WHOLLY OR MAINLY MANUFACTURED—contd.						£	£	£	£	£
O.—TEXTILE FABRICS—continued.										
1. Cotton—continued.										
(d) Piece-goods—continued.										
Dyed (bleached)—continued.										
(iii) Other sorts—continued.										
Abyssinia—Mossawa. Yds.	911,046	912,967	500,555	628,593	620,029	10,897	12,051	6,877	9,165	9,626
Dunkali Coast .. "	151,895	176,415	131,430	122,304	77,000	1,531	2,520	1,886	1,903	991
Independent Somali										
Ports .. "	81,480	89,225	76,203	100,347	83,447	1,274	1,573	1,516	2,065	1,417
Italian East Africa. "	223,235	1,163,065	390,585	239,104	591,605	3,507	11,158	5,563	4,106	9,390
Madagascar .. "	15,838	7,800	6,637	6,202	180	167	123	105
Egypt, &c. "	282,259	3,000	4,559	80
Jeddah "	10,780	94,550	24,386	15,480	30,050	245	1,230	260	303	473
Konfidah "	127,670	46,700	12,700	60,320	39,250	1,399	443	150	986	631
Gaizan "	39,634	70,490	54,624	79,402	320,627	432	943	813	1,235	4,500
Lohia "	10,700	13,716	8,840	128	234	151
Hodaidah "	1,737,615	1,998,805	1,485,726	1,474,399	932,309	21,567	26,965	20,038	19,005	12,269
Fursan, &c. "	59,070	13,800	11,580	17,954	719	333	159	285
Mokha "	125,764	180,795	630,819	64,484	533,791	1,447	2,440	9,678	1,057	8,758
Other Foreign Pos- sessions "	2,420	17,696	6,370	6,770	7,336	44	257	65	70	150
Mozambique .. "
Arabian Gulf Ports. "	677,430	653,241	57,588	728,626	672,219	8,680	9,299	1,010	10,872	10,801
Muakat "	101,950	29,501	13,982	1,256	526	226
Persia "
France "
D'jabouti and Obokh. "	1,242,083	1,745,831	1,490,858	1,708,747	1,571,065	15,477	23,689	21,668	24,464	22,564
Turkey in Asia .. "	14,400	4,904	13,642	40,670	163	94	193	532
Portuguese East Africa "	3,000	67
German East Africa. "	30,000	440
Total Foreign Countries... Yds.	5,800,869	7,185,780	4,934,681	5,286,761	5,581,334	73,642	93,031	70,771	76,206	82,662
Total British Empire and Foreign Countries Yds.	6,852,516	8,528,199	6,209,664	6,292,951	6,202,342	86,549	1,10,884	88,401	90,930	91,930
(e) Threads, sewing—										
Somaliland Lbs.	2,127	3,432	1,846	70	133	87	41
Other British Possessions. "	50	17	950	1,664	1	1	62
Total British Empire .. Lbs.	2,127	3,482	1,863	950	1,664	70	134	88	44	62
Hodeidah Lbs.	5,960	3,409	6,582	3,148	6,557	187	134	438	169	375
D'jabouti and Obokh .. "	9,784	4,657	1,053	4,346	2,110	452	147	71	170	116
Other Foreign Countries. "	5,579	2,195	1,945	1,446	2,762	93	66	90	59	116
Total Foreign Countries .. Lbs.	21,323	10,261	9,580	89,40	11,429	732	347	539	398	607
Total British Empire and Foreign Countries Lbs.	23,450	13,743	11,443	9,890	13,093	802	481	637	442	669
(f) Other sorts of manufactures—										
Somaliland Lbs.	9,954	13,427	9,230	6,574	6,201	765	700	1,580	672	201
Zanzibar and Pemba .. "	2,200	73
Suakin and Port Soudan. "	4,670	3,134	141	188
Other British Possessions. "	832	4,644	714	4,054	3,192	15	109	48	126	124
Total British Empire .. Lbs.	10,786	22,741	15,278	10,628	9,393	780	950	1,889	798	325
Abyssinia—Mossawa .. Lbs.	13,430	432
Egypt, &c. "	14,582	208
Hodeidah "	5,610	7,162	21,622	10,612	21,777	248	375	755	357	754
Arabian Gulf Ports .. "	14,453	2,922	2,414	206	92	75
D'jabouti and Obokh .. "	32,153	36,339	52,635	56,272	30,593	986	1,246	4,591	2,726	1,109
Jeddah "	2,252	70
Mocha "	8,496	255
Gaizan "	2,820	95
Other Foreign Countries. "	20,447	3,549	5,252	8,490	7,961	157	101	162	214	243
Total Foreign Countries .. Lbs.	72,792	61,503	82,431	77,788	87,329	1,599	1,928	3,000	3,372	2,958
Total British Empire and Foreign Countries Lbs.	83,578	84,244	97,709	88,416	96,722	2,379	2,878	5,489	4,170	3,233
2. Flax—										
(b) Other sorts—										
Other British Possessions. Lbs.	1,482	37
Total British Empire .. Lbs.	1,482	37
Other Foreign Countries. Lbs.	1,662	90
Total Foreign Countries... Lbs.	1,662	90
Total British Empire and Foreign Countries Lbs.	3,144	127

YEARS 1908-09 TO 1912-13.

No. 8—continued.

Quantities and Value of Principal and Other Articles, Exported from the Port of Aden, in each Official Year, from 1908-1909 to 1912-1913—continued.

ARTICLES AND COUNTRIES TO WHICH EXPORTED.	Quantities.					Value.				
	1908-1909.	1909-1910.	1910-1911.	1911-1912.	1912-1913.	1908-1909.	1909-1910.	1910-1911.	1911-1912.	1912-1913.
III.—ARTICLES WHOLLY OR MAINLY MANUFACTURED—contd						£	£	£	£	£
O.—TEXTILE FABRICS—contd.										
3. Hemp (chiefly Sann)—										
(a) Manufactures (excluding cordage)—										
Other Foreign Countries. Lbs.	20
Total British and Foreign Countries ... Lbs.	20
4. Jute—										
(b) Gunny bags—										
Zanzibar and Pemba ... No.	11,750	6,720	15,000	235	144	351
Somaliland	23,188	18,180	13,905	6,819	11,210	394	293	203	120	177
Perim	20,945	12,080	4,710	292	233	93
Suakin and Port Soudan. "	16,500	13,430	3,700	7,600	307	307	100	180
Ceylon	8,000	133
India—Bombay
Other British Possessions	120	1,100	4,350	1,536	1	20	79	35
Total British Empire ... No.	35,346	687	986	824	457	743
Abyssinia—Mossawah ... No.	90,250	94,384	59,700	101,540	36,630	2,009	1,559	1,173	2,169	868
Independent Somali Ports	2,000	4,330	69	92
Italian East Africa	38,200	4,920	2,100	947	93	588
Egypt	10,915	27,220	287	1,082
Hodeidah	6,280	7,644	8,760	2,440	135	173	180	71
Mokha	7,745	7,457	10,610	3,905	158	197	233	115
Konfidah	2,000	67
D'jabouti and Obokh ... "	213,700	159,140	141,660	118,832	147,930	4,136	3,265	2,886	2,533	3,485
Gaiza	5,480	7,320	6,460	96	146	145
Jeddah	4,600	207
Arabian Gulf Ports ... "	5,055	186
Other Foreign Countries. "	7,120	12,825	9,825	12,878	4,550	171	233	194	202	72
Total Foreign Countries ... No.	268,220	7,912	5,347	4,522	5,463	6,978
Total British Empire and Foreign Countries ... No.	303,566	8,599	6,333	5,346	5,920	7,721
(c) Gunny cloth—										
Zanzibar and Pemba ... Yds.	14,000	5,000	173	133
Other British Possessions	240	225	1	3
Total British Empire ... Yds.	240	14,225	5,000	1	176	133
Hodeidah	14,750	16,000	8,000	6,000	183	105	91	129
D'jabouti and Obokh... "	1,884	47
Other Foreign Countries. "	1,253	4,500	35	53
Total Foreign Countries ... Yds.	16,003	16,000	12,500	7,884	218	105	147	176
Total British Empire and Foreign Countries. ... Yds.	16,243	30,225	12,500	12,884	219	281	147	309
(d) Rope and Twine—										
SomalilandCwt.	86	79
Zanzibar and Pemba ... "	98	65	177	119
Other British Possessions. "	13½	73½	13	44	47	21	89	13	71	83
Total British Empire ... Cwt.	13½	73½	197	109	47	21	89	269	190	83
Dunkali CoastCwt	45	112
D'jabouti and Obokh ... "	50	393	123	105	107	207	201	160
Gaizan	28	68
Other Foreign Countries. "	146½	227½	103½	137	122½	161	312	209	282	215
Total Foreign Countries ... Cwt.	196½	227½	541½	260	255½	628	312	528	483	443
Total British Empire and Foreign Countries ... Cwt.	209½	301	738½	369	302½	289	401	797	673	526
(e) Other Kinds—										
Other British Possessions. Value	99	13	20	29	45
Total British Empire ... Value.	99	13	20	29	45
Other Foreign Countries ... Value	125	42	6	60
Total Foreign Countries ... Value.	125	42	6	60
Total British Empire and Foreign Countries ... Value.	224	13	62	35	105

No. 8—continued.

Quantities and Value of Principal and Other Articles, Exported from the Port of Aden, in each Official Year, from 1908-1909 to 1912-1913—continued.

ARTICLES, AND COUNTRIES TO WHICH EXPORTED.	Quantities.					Value.				
	1908-1909.	1909-1910.	1910-1911.	1911-1912.	1912-1913.	1908-1909.	1909-1910.	1910-1911.	1911-1912.	1912-1913.
III.—ARTICLES WHOLLY OR MAINLY MANUFACTURED— <i>continued.</i> O.—TEXTILE FABRICS— <i>continued.</i> 5. Silk—						£	£	£	£	£
(a) Goods of silk mixed with other materials—										
Snakin and Port Soudan. Yds.	4,092	188
Somaliland "
Natal "
Zanzibar and Pemba "	1,400	70
India—Bombay "	2,000	27
Other British Possessions. "	2,025	28	111	1
Total British Empire ... Yds.	1,400	6,092	2,025	28	70	215	111	1
Abyssinia—Mossawah ... Yds.	13,888	4,093	5,660	394	139	220
Hodeidah "	12,949	87,604	30,354	4,600	500	3,534	1,051	200
D'jabouti and Obokh "	3,551	7,190	2,205	95	268	147
Muskat "	1,176	73
Other Foreign Countries. "	3,673	1,240	2,600	520	745	158	65	51	17	42
Total Foreign Countries. Yds.	17,561	22,643	103,054	34,255	5,345	552	799	4,073	1,288	242
Total British Empire and Foreign Countries ... Yds.	18,961	28,735	105,079	34,283	5,345	622	1,014	4,184	1,289	242
(b) Silk piece-goods—										
Snakin and Port Soudan Yds.	5,662	3,360	1,975	2,635	352	257	153	267
India—Bombay "	7,000	360
Strait Settlement "	2,000	267
Other British Possessions "	1,240	1,440	641	377	795	70	106	39	35	66
Total British Empire ... "	1,240	7,102	4,001	2,352	12,430	70	458	296	188	960
France "	800	83
Abyssinia—Mossawah ... "	7,217	18,705	4,080	4,014	10,810	249	697	305	262	703
Egypt, etc. "	5,396	580	256	83
Hodeidah "	142,208	133,254	90,162	133,466	133,373	6,959	6,547	5,656	6,946	8,355
Arabian Gulf Ports "	7,351	26,58	2,652	3,149	5,525	263	193	214	265	354
Italian East Africa "	1,900	5,250	1,650	2,615	10,150	177	365	220	275	557
D'jabouti and Obokh "	12,245	4,344	11,348	23,885	20,106	748	477	964	2,050	1,445
Gaizan "	1,190	2,480	2,010	6,800	71	170	154	481
Turkey in Asia "	580	72
Jeddah "	4,860	223
Mocha "	12,142	778
Farsan "	1,300	89
Other Foreign Countries "	2,026	1,335	1,892	2,182	1,952	143	112	108	177	135
Total Foreign Countries. Yds.	178,343	166,736	114,844	172,701	206,518	8,755	8,462	7,709	10,295	1,320
Total British Empire and Foreign Countries. Yds.	179,583	173,838	118,845	175,053	218,948	8,865	8,920	8,005	10,483	14,080
(c) Thread for sewing—										
D'jabouti and Obokh ... Lbs.	503	105	150	67
Abyssinia—Mossawah ... "	603	84
Hodeidah "	2,939	1,087	558	423	180	229
Other Foreign Countries. "	614	55
Total Foreign Countries. "	3,542	1,087	1,061	105	614	507	180	379	67	55
Total, Foreign Countries. Lbs.	3,542	1,087	1,061	105	614	507	180	379	67	55
(d) Other sorts—										
India—Bombay ... Lbs.	4,000	267
Other British Possessions "	500	248	15	120	5	27	35	8	9	2
Total British Empire ... Lbs.	4,500	248	15	120	5	294	35	8	9	2
Abyssinia—Mossawah ... Lbs.	245	5,081	68	371
Hodeidah "	162	460	73	73
Egypt, etc. "	2,975	138
D'jabouti and Obokh "	3,690	1,338	2,657	1,266	404	158	189	154
Mocha "	1,110	102
Other Foreign Countries "	782	1,443	397	148	1,982	64	50	48	19	133
Total Foreign Countries. Lbs.	9,439	275	595	206	208	760
Total British Empire and Foreign Countries Lbs.	9,444	569	630	214	217	762

YEARS 1908-09 TO 1912-1913.

No. 8—continued.

Quantities and Values of Principal and Other Articles, Exported from the Port of Aden, in each Official Year, from 1908-1909 to 1912-1913—continued.

ARTICLES AND COUNTRIES TO WHICH EXPORTED.	Quantities.					Value.				
	1908-1909.	1909-1910.	1910-1911.	1911-1912.	1912-1913.	1908-1909.	1909-1910.	1910-1911.	1911-1912.	1912-1913.
III.—ARTICLES WHOLLY OR MAINLY MANUFACTURED— <i>continued.</i>						£	£	£	£	£
TEXTILE FABRICS— <i>continued.</i>										
6. Wool—										
(a) Braids—										
Hodeida Lbs.	1,000	67
Total Foreign Countries... Lbs.	1,000	67
(b) Carpets and rugs—										
Zanzibar and Pemba ... Lbs.	4,000	237
United Kingdom	1,525	100
Other British Posses- sions	1,203	600	502	1,212	1,262	85	40	34	84	92
Total British Empire ... Lbs.	1,203	4,600	502	1,212	2,787	85	277	34	84	192
Belgium Lbs.	1,139	71
Germany	1,248	107
Italian East Africa	1,750	67	117
Holland	1,000
Turkey in Europe
Abyssinia—Mossowah	5,000	1,032	19,370	326	68	1,291
North Africa—Morroco.	2,308	193
Egypt, etc.	3,418	4,112	1,250	2,900	247	217	83	193
Hodeida	4,440	2,955	12,304	293	200	920
Arabian Gulf Ports	1,610	1,434	1,450	4,425	102	72	97	295
Austria
D'jabouti and Obokh	8,802	9,688	12,782	37,536	26,070	642	876	1,016	2,552	1,739
Italy
Jeddah	4,300	237
Mocha	1,780	119
Turkey in Asia	2,000	2,700	133	180
Persia	2,400	3,000	2,550	160	200	170
Other Foreign Coun- tries	1,818	1,598	1,431	2,978	2,634	114	99	105	223	210
Total Foreign Countries. Lbs.	23,256	24,374	22,714	50,385	76,483	1,652	1,861	1,610	3,427	5,234
Total British Empire and Foreign Countries ... Lbs.	24,459	28,974	23,216	51,597	79,270	1,737	2,138	1,644	3,511	5,426
(c) Piece-goods—										
Other British Posses- sions Yds.	6.	7	4	. 1
Total British Empire ... Yds.	61	7	4	1
Egypt, etc. Yds.
Hodeidah	1,724	980	3,964	2,164	122	74	286	149
Arabian Gulf Ports
D'jabouti and Obokh	1,800	1,099	1,626	5,365	180	140	273	472
Other Foreign Countries	482	201	995	32	8	73
Total Foreign Countries. Yds.	2,282	2,823	2,606	9,530	3,159	212	262	347	766	222
Total British Empire Foreign Countries ... Yds.	2,282	2,823	2,667	9,537	3,159	212	262	351	767	222
(d) Shawls—										
Other British Posses- sions No.	240	120	12	20
Total British Empire ... No.	240	120	12	20
D'jabouti and Obokh ... No.	360	120
Other Foreign Coun- tries	45	5
Other Foreign Coun- tries	984	176	336	78	30	22
Total Foreign Countries, No.	360	984	176	381	120	78	30	27
Total British Empire and Foreign Countries. No.	600	984	176	501	132	78	30	47

GENERAL EXPORTS.
YEARS 1908-09 TO 1912-13.

SEA-BORNE TRADE.

No. 8—continued.

Quantities and Value of Principal and Other Articles, Exported from the Port of Aden, in each Official Year, from 1908-1909 to 1912-1913—continued.

ARTICLES, AND COUNTRIES TO WHICH EXPORTED.	Quantities.					Value.				
	1908-1909.	1909-1910.	1910-1911.	1911-1912.	1912-1913.	1908-1909.	1909-1910.	1910-1911.	1911-1912.	1912-1913.
III.—ARTICLES WHOLLY OR MAINLY MANUFACTURED— <i>continued.</i>						£	£	£	£	£
TEXTILE FABRICS— <i>continued.</i>										
6. Wool— <i>continued.</i>										
(e) Other sorts—										
Snakin and Port										
Soudan ... Lbs.	9,300	560
Other British Posses- sions	201	2,081	1,198	269	310	14	70	81	20	21
Total British Empire ... Lbs.	201	2,081	10,498	269	310	14	70	641	20	21
Hodeidah ... Lbs.	5,755	2,399	294	98
Turkey in Asia	672	80
D'jabouti and Obokh	1,717	6,615	2,516	78	433	148
Arabian Gulf Ports	1,595	1,910	101	120
Persia	3,375	225
Mossowah	655	77
Gaizan	1,930	129
Other Foreign Countries, ..	1,975	2,639	2,871	1,786	961	121	126	124	118	64
Total Foreign Countries. Lbs.	3,546	415	284	981	386	270
Total British Empire and Foreign Countries ... Lbs.	3,856	429	354	1,622	406	291
Total Textiles Fabrics .Value.	628,861	545,299	584,926	693,557	782,568
P.—MISCELLANEOUS—										
1. Building and Engineering Materials, other than of Iron, Steel, or Wood—										
(a) Bricks—										
Other British Posses- sions No.	100	2
Total British Empire ... No.	100	2
Total British Empire and Foreign Countries ... No.	100	2
(b) Chalk and Lime—										
Other British Posses- sions Cwt	121	16
Total British Empire ... Cwt.	121	16
Other Foreign Countries. Cwt	307	26
Total Foreign Countries. Cwt.	307	26
Total British Empire and Foreign Countries. Cwt.	428	42
(c) Other kinds—										
Somaliland Cwt.	345½	390	348	756	76	82	78	152
Other British Posses- sions	471½	1,345	517	746	20	70	42	63
Total British Empire ... Cwt.	817	390	1,345	865	1,502	96	82	70	120	215
Other Foreign Coun- tries	603	184	418½	407	702	144	64	116	96	148
Total Foreign Countries. Cwt.	603	184	418½	407	702	144	64	116	96	148
Total British Empire and Foreign Countries ... Cwt	1,420	574	1,763½	1,272	2,204	240	146	186	216	363
2. Candles of all kinds—										
Snakin and Port Soudan, Lbs.	8,736	137
Somaliland	17,965	6,496	5,733	5,678	4,803	312	102	89	99	84
United Kingdom	12,500	3,380	203	56
Other British Posses- sions	336	522	330	3,956	6	12	6	47
Total British Empire ... Lbs.	18,301	7,018	27,299	9,058	8,759	318	114	435	155	131

No. 8—continued.

Quantities and Value of Principal and Other Articles, Exported from the Port of Aden, in each Official Year, from 1908-1909 to 1912-1913—continued.

ARTICLES, AND COUNTRIES TO WHICH EXPORTED.	Quantities.					Value.				
	1908-1909.	1909-1910.	1910-1911.	1911-1912.	1912-1913.	1908-1909.	1909-1910.	1910-1911.	1911-1912.	1912-1913.
III.—ARTICLES WHOLLY OR MAINLY MANUFACTURED— <i>continued.</i>										
P.—MISCELLANEOUS— <i>continued.</i>										
2. Candles of all kinds— <i>continued.</i>										
Hodeidah ... Lbs	5,600	29,340	34,104	45,584	90	441	453	580
Italian East Africa ... "	3,590	21,112	71	256
Abyssinia—Mossowah ... "	10,426	10,260	4,984	6,580	177	155	75
Egypt, etc. ... "	2,632	71	99
D'jabouti and Obokh ... "	15,217	33,404	40,600	53,270	29,712	372	385	562	717	387
Mossowah ... "	5,488	67
Mocha ... "	7,364	83
Gaizan ... "	5,656	71
Other Foreign Countries. "	7,094	5,024	9,636	8,400	2,135	154	88	161	123	46
Total Foreign Countries. Lbs.	35,369	54,288	84,560	105,944	117,051	674	718	1,239	1,463	1,490
Total British Empire and Foreign Countries ... Lbs.	53,670	61,306	111,850	115,002	125,810	992	832	1,674	1,618	1,621
3. Caoutchouc—										
Other British Possessions ... Value.	27
Total British Empire ... Value.	27
Other Foreign Countries. Value.	1
Total Foreign Countries. Value.	1
Total British Empire and Foreign Countries ... Value.	28
4. Coir manufactured (excluding rope)—										
Somaliland ... Cwt.
Other British Possessions. Cwt.	36½	15	6	2	42	25	9	5
Total British Empire .. Cwt.	36½	15	6	2	42	25	9	5
Jeddah ... Cwt.	207½	392	67
D'jabouti and Obokh ... "	47	5
Other Foreign Countries ... "	365½	56½	22	5	236	64	28
Total Foreign Countries . Cwt.	573	56½	22	52	658	64	28	72
Total British Empire and Foreign Countries ... Cwt.	609½	71	28	54	700	89	37	77
5. Cordage and rope of vegetable fibre (excluding jute and cotton)—										
Suakin and Port Soudan. Cwt.	96	73
Somaliland ... Cwt.	257
Zanzibar and Pemba ... "	177½	55	71	80	119
Other British Possessions ... "	8½	150	65	83	110½	15	148	82	70	106
Total British Empire ... Cwt.	8½	150	338½	138	181½	15	148	412	150	225
Gaizan ... "	91	157	81	130
Abyssinia—Mossowah ... "	230	415	292	526	145	308	242	470
Egypt, &c. ... "	77	103	74	86
Hodeidah ... "	183	120	137	93
Jeddah ... "	101	233	193	104	211	173
D'jabouti and Obokh ... "	154	97	204	128	74	171
Persia ... "	131	255	132	147
Other Foreign Countries' "	186½	257	296	327	242	122	219	235	246	213
Total Foreign Countries ... Cwt.	186½	672	1,384	1,251	1,309	122	542	1,105	1,041	1,279
Total British Empire and Foreign Countries... Cwt.	195½	822	1,722½	1,319	1,490½	137	690	1,517	1,191	1,504

SEA-BORNE TRADE.

GENERAL EXPORTS.
YEARS 1908-09 TO 1912-13.

No. 8—continued.

Quantities and Value of Principal and Other Articles, Exported from the Port of Aden, in each Official Year, from 1908-1909 to 1912-1913—continued.

ARTICLES AND COUNTRIES TO WHICH EXPORTED.	Quantities.					Value.				
	1908-1909.	1909-1910.	1910-1911.	1911-1912.	1912-1913.	1908-1909.	1909-1910.	1910-1911.	1911-1912.	1912-1913.
III.—ARTICLES WHOLLY OR MAINLY MANUFACTURED— <i>continued.</i>						£	£	£	£	£
P.—MISCELLANEOUS— <i>continued.</i>										
6. Fire-works—										
Other British Possession...Value.	11	6	48
Total British Empire ...Value.	11	6	48
HodeidahValue.	260	186	110
Other Foreign Countries	10	37	27
Other Foreign Countries
Total Foreign Countries ...Value.	270	186	37	137
Total British Empire and Foreign Countries ...Value.	281	192	85	137
7. Ivory, manufactured—										
United KingdomValue.	667
Other British Possessions...	13
Total British Empire ...Value.	680
Other Foreign Countries ... Value.	5	17
Total Foreign Countries ...Value.	5	17
Total British Empire and Foreign Countries ...Value.	605	17
8. Jewellery (not being imitation Jewellery), <i>excluding</i> Precious Stones and Pearls Unset, also Plate of Gold and Silver—										
(a) Jewellery—										
India—Bombay ...Value.	733	220
Other British Possessions	7	20	56
Total British Empire ...Value.	733	227	20	56
HodeidahValue.	568	6.6	365	183
D'jabouti and Obokh	215	151	635	714
Arabian Gulf Ports	187	80
Suez	200
Other Foreign Countries.	63	30	44	7	73
Total Foreign Countries .Value.	1,033	787	409	1,025	867
Total British Empire and Foreign Countries ...Value.	1,766	1,014	429	1,081	867
(b) Plate of Gold and Silver—										
United Kingdom ... Value.	79
Total British Empire ...Value.	79
Total British Empire and Foreign Countries ...Value.	79
9. Mats and Matting (<i>except</i> coir and caoutchouc)—										
SomalilandSq. Yds.	12,570	31,450	11,550	6,740	14,300	142	266	128	86	139
Zanzibar and Pemba	36,300	43,720	23,937	10,000	160	200	207	67
Other British Possessions	440	7,100	6,460	864	1,850	13	38	27	20	74
Total British Empire ...Sq. Yds.	49,310	82,270	18,010	31,541	26,150	315	504	155	313	280
JeddahSq. Yds.	70,035	4,380	23,950	23,710	36,520	891	73	266	317	741
Arabian Gulf Ports	13,028	6,900	9,150	119	71	146
D'jabouti and Obokh	16,490	11,980	17,690	20,835	132	72	162	263
Hodeidah	1,690	129
Mossawah	21,690	43
Italian East Africa	19,255	175
Other Foreign Countries	10,095	9,310	13,000	8,577	6,840	101	69	149	90	113
Total Foreign Countries. Sq. Yds.	80,130	43,208	48,930	58,567	114,490	992	393	487	769	1,521
Total British Empire and Foreign Countries ... Sq. Yds.	129,440	125,478	66,940	90,108	140,640	1,307	897	642	1,082	1,811

GENERAL EXPORTS.

SEA-BORNE TRADE.

YEARS 1908-09 TO 1912-13.

No. 8—continued.

Quantities and Value of Principal and Other Articles, Exported from the Port of Aden, in each Official Year, from 1908-1909 to 1912-1913—continued.

ARTICLES AND COUNTRIES TO WHICH EXPORTED.	Quantities.					Value.				
	1908-1909.	1909-1910.	1910-1911.	1911-1912.	1912-1913.	1908-1909.	1909-1910.	1910-1911.	1911-1912.	1912-1913.
III.—ARTICLES WHOLLY OR MAINLY MANUFACTURED— <i>continued.</i>						£	£	£	£	£
P.—MISCELLANEOUS— <i>continued.</i>										
10. Oil-cloth and floor-cloth—										
Other British Possessions.Sq. Yds.	500	22
Total British Empire ...Sq. Yds.	500	22
Other Foreign Countries .Sq. Yds.	2,885	47
Other Foreign Countries... "	12	1
Total Foreign Countries .Sq. Yds.	12	2,885	1	47
Total British Empire and Foreign Countries ... Sq. Yds.	12	2,885	1	69
11. Perfumery (not being Per- fumed Spirits)—										
(b) Other sorts—										
United kingdom ... Value.	425	439	633	300	347
Somaliland ... "	81
Zanzibar and Pemba ... "	98	162	80
Suakin and Port Soudan. "	152
India—Bombay... "	147
Other British Possessions "	30	46	135	14	90
Total British Empire ... Value.	553	946	768	475	437
Austria ... Value.	187
France ... "	934	2,170	2,180	3,070	6,523
Abyssinia Mossawah ... "	78	105
Egypt, &c. ... "	712	833	980	1,000	867
United States of America. "	1,040	536	1,191
Muscat ... "	480
Jeddah ... "	74	1,267	81	293
Hodeidah ... "	437	363	577	302	473
Arabian Gulf Ports ... "	158	114	102	73
D'jabouti and Obokh ... "	264	270	81	89
Germany ... "	67	220
North Africa—Morocco, &c. ... "	127	100
Turkey in Asia ... "	140
Other Foreign Countries. "	90	117	85	354	187
Total Foreign Countries. Value.	2,669	5,212	5,193	6,834	10,083
Total British Empire and Foreign Countries ... Value.	3,222	6,158	5,961	7,309	10,520
12. Printing and Lithographing Materials (excluding paper)—										
Other Foreign Countries... Value.	3
Total British Empire and Foreign Countries ... Value.	3
13. Ships, parts of (including Lanchnes and Boats)—										
Other British Possessions... Value.	6	81	67	146	161
Total British Empire ... Value.	6	81	67	146	161
Abyssinia Mossawah ... Value.	332	365	917
Jeddah ... "	113	67	271	431
D'jabonti and Obokh ... "
Mocha ... "	74
Fnsan, &c. ... "	113
Independent Somali Ports. "	102
Gaizan ... "	95
Other Foreign Countries... "	166	95	88	197	77
Total Foreign Countries ... Value.	166	208	487	833	1,809
Total British Empire and Foreign Countries ... Value.	172	289	554	979	1,970
14. Soap—										
Natal ... Cwt.	105	80
Somaliland ... "	586½	714	673	661	601	758	832	843	805	816
Zanzibar ... "	125½	92
Perim ... "	64	84	72	265	112	109	90	354
Suakin and Port Soudan... "	100	133
Other British Possessions... "	1½	112	56½	34½	21	10	102	84	57	52
Total British Empire ... Cwt.	777½	926	918½	767½	887	972	1,067	1,116	952	1,222

No. 8—continued.

Quantities and Value of Principal and Other Articles, Exported from the Port of Aden, in each Official Year, from 1908-1909 to 1912-1913—continued.

ARTICLES, AND COUNTRIES TO WHICH EXPORTED.	Quantities.					Value.				
	1903-1909.	1909-1910.	1910-1911.	1911-1912.	1912-1913.	1908-1909.	1909-1910.	1910-1911.	1911-1912.	1912-1913.
III.—ARTICLES WHOLLY OR MAINLY MANUFACTURED— <i>continued.</i> P.—MISCELLANEOUS— <i>continued.</i>						£	£	£	£	£
14. Soap— <i>continued.</i>										
Abyssinia—Mossawah ... Cwt.	73	144	100	158
Italian East Africa ... "	319	316	623	531	764	395	326	726	711	1,001
Jeddah ... "	520½	1,456	1,027½	1,406	1,008	683	1,723	1,365	2,014	1,333
Hodeidah ... "	1,323	2,113	2,611	1,901	1,816	1,672	2,718	3,183	2,740	2,424
Konfidah ... "	295	56	385	75
Lohia ... "	62	109	82	145
Mokha ... "	119¼	138	81	150	1,407	138	173	99	201	1,843
Arabian Gulf Ports ... "	214	117	190	230	140	257	142	248	302	317
D'jabouti and Obokh ... "	129	212	36	186	256	91
Egypt, &c. ... "	70	81
Dunkali Coast ... "	59	78
Gaizan ... "	116	637	131	774
Persia ... "	106	129
Other Foreign Countries ... "	126¼	179	150½	172	119	151	225	206	202	157
Total Foreign Countries ... Cwt.	2,826	4,536	4,815	4,363	6,342	3,563	5,563	6,005	6,768	8,477
Total British Empire and Foreign Countries ... Cwt.	3,603½	5,462	5,733½	5,630½	7,229	4,535	6,630	7,121	7,720	9,699
16. Toys and requisites for games and sports, including fishing tackle (other than fire-arms)—										
Somaliland ... Value.	86
Other British Possessions ... "	97	73	97	33	109
Total British Empire ... Value.	97	159	97	33	109
D'jabouti and Obokh ... Value.	130	131	52
Hodaidah ... "	78
Mossowah ... "	84
Other Foreign Countries ... "	125	85	34	50	111
Total Foreign Countries ... Value.	125	85	242	171	247
Total British Empire and Foreign Countries ... Value.	222	244	339	214	356
17. Umbrellas, including parasols and sunshades—										
Other British Possessions ... Value.	292	300	20	24	64	8	22
Total British Empire ... Value.	300	20	24	64	8	22
D'jabouti and Obokh ... Value.	2,364	137	186	221	520	169
Other Foreign Countries ... "	1,696	10	61	66	52	114
Total Foreign Countries ... Value.	4,060	147	247	287	572	273
Total British Empire and Foreign Countries ... Value.	4,360	167	271	351	580	295
18. All other articles of merchandise manufactured—										
United Kingdom ... Value.	284	840
Somaliland ... "	676	455	1,744	102	333
Zanzibar and Pemba ... "	764	191
Perim ... "	93	136	358	477	442
India—Bombay ... "	208	83	269
Other British Possessions ... "	242	394	146	201	84
Total British Empire ... Value.	2,267	985	2,522	1,670	1,128
Abyssinia—Mossowah ... Value.	78	93	207	376	728
Hodaidah ... "	81	147	326	133	420
Italian East Africa ... "	586	85	299	187	244
Egypt, &c. ... "	191
Arabian Gulf Ports ... "	264	127	68	148	308
Dunkali Coast ... "
Jeddah ... "	97	295	163
Muskat ... "	134
German East Africa ... "	80
Belgium ... "	73
D'jabouti and Obokh ... "	798	1,033	955	933	1,076

No. 8—continued.

Quantities and Value of Principal and Other Articles, Exported from the Port of Aden, in each Official year, from 1908-09 to 1912-13—continued.

ARTICLES, AND COUNTRIES TO WHICH EXPORTED.	Quantities.					Value.				
	1908-1909.	1909-1910.	1910-1911.	1911-1912.	1912-1913.	1908-1909.	1909-1910.	1910-1911.	1911-1912.	1912-1913.
III.—ARTICLES WHOLLY OR MAINLY MANUFACTURED— <i>continued.</i>						£	£	£	£	£
P.—MISCELLANEOUS— <i>continued.</i>										
18. All other articles of Merchan- dise manufactured— <i>continued.</i>										
Gaizan Value.	69	281
Mokha Value.	113	89	652
North Africa, &c. Value.	415
Other Foreign Countries Value.	294	312	524	622	211
Total Foreign Countries ... Value.	2,675	1,190	2,379	2,879	4,508
Total British Empire and Foreign Countries ... Value.	4,912	2,895	4,901	4,499	5,636
Total P.—Miscellaneous ... Value.	19,087	20,436	23,867	26,612	35,096
Total Articles wholly or partly manufactured ... Value.	7,13,963	6,17,019	6,62,772	7,76,433	9,28,827
IV.—MISCELLANEOUS AND UN- CLASSIFIED—										
ANIMALS, LIVING—										
(a) Cattle (excluding Sheep and Goats)—										
India—Bombay ... Nos.	192	134
Other British Possession ... Nos.	3	10
Total British Empire ... Nos.	195	144
Egypt, &c. ... Nos.	103	432
Other Foreign Countries ... Nos.	4	7
Total Foreign Countries ... Nos.	107	439
Total British Empire and Foreign Countries ... Nos.	302	583
(b) Horses—										
Zanzibar and Pemba ... Nos.	23	5	5	15	163	86	120	303
India—Bombay ... Nos.	3	7	7	33	77	137	157	169
Other British Possessions ... Nos.	29	7	4	4	84	63	8	49
Total British Empire ... Nos.	55	7	12	16	52	324	63	273	285	512
Arabian Gulf Ports ... Nos.	6	260
Egypt, &c. ... Nos.	13	343
German East Africa ... Nos.	5	4	14	34	93	127	580
Other Foreign Countries ... Nos.	21	2	1	2	156	89	27	13	26
Total Foreign Countries ... Nos.	21	5	12	15	49	156	89	380	140	949
Total British Empire and Foreign Countries ... Nos.	76	12	24	31	101	480	152	653	425	1,461
(c) Sheep and goats—										
Perim ... Nos.	259	112
Other British Possessions ... Nos.	49	14
Total British Empire ... Nos.	308	126
Egypt, &c. ... Nos.	1,340	1,079
Arabian Gulf Ports ... Nos.	924	486
Other Foreign Countries ... Nos.	45	37
Total Foreign Countries ... Nos.	2,309	1,602
Total British Empire and Foreign Countries ... Nos.	2,617	1,728
(d) Other Hinds—										
Somaliland ... Nos.	26	20	105	69	285
Zanzibar and Pemba ... Nos.	136	163	13	22	904	1,195	77	293
Perim ... Nos.	115	74
Natal ... Nos.
India—Bombay ... Nos.	6	200
Cutch ... Nos.	308	270	129	122	196	91
Other British Possessions ... Nos.	27	7	148	173	41	10	47	111	121	111
Total British Empire ... Nos.	503	576	290	195	61	1,341	1,581	279	414	396

SEA-BORNE TRADE.

GENERAL EXPORTS.
YEARS 1908-09 TO 1912-13.

No. 8—continued.

Quantities and Value of Principal and Other Articles, Exported from the Port of Aden, in each Official Year, from 1908-1909 to 1912-1913—continued.

ARTICLES, AND COUNTRIES TO WHICH EXPORTED.	QUANTITIES.					VALUE.				
	1908-1909.	1909-1910.	1910-1911.	1911-1912.	1912-1913.	1908-1909.	1909-1910.	1910-1911.	1911-1912.	1912-1913.
IV.—MISCELLANEOUS AND UN- CLASSIFIED—continued.						Lbs.	Lbs.	Lbs.	Lbs.	Lbs.
1. Animals, Living—continued.										
(d) Other kinds—										
Egypt, &c. ... No.	9,813	2,909	2,610	2,651	7,426	3,378	2,822	3,141
Arabian Gulf Ports ... "	192	86	121	304	76	285	313	430	437	267
German East Africa ... "	100	180	123	230	41	1,359	2,278	1,160	1,842	316
Hodeidah ... "	25	21	200	113
Jeddah ... "	131	67
Abyssinia—Mossowah ... "	409	4,090
Other Foreign Countries .. "	47	13	70	71	12	103	9	70	47	40
Total Foreign Countries ... No.	10,152	3,213	3,076	3,665	129	9,176	6,178	4,662	9,557	623
Total, British Empire and Foreign Countries... No.	10,655	3,789	3,366	3,860	190	10,517	7,759	4,941	9,971	1,019
2. Art works of—										
India—Bombay ... Value.	104
Other British Possessions ... "	25	158	54
Total British Empire ... Value.	25	158	158
Mossowah ... Value.	556
North Africa, &c. ... "	163
Other Foreign Countries ... "	47	36	86
Total Foreign Countries ... Value.	47	36	805
Total British Empire and Foreign Countries ... Value.	72	194	963
3. Books, printed, and printed matter (not being stationery), including maps and charts—										
United Kingdom ... Cwt.	14	27	29	11½	25½	207	341	625	173	289
Straits Settlements ... "	23	78	40	58	117	73	224	247
Other British Possessions ... "	31½	35	19	28	20	88	98	94	145	98
Total British Empire ... Cwt.	68½	62	126	79½	103½	412	439	792	542	634
D'jabouti and Obokh ... Cwt.	53½	44	53	166	110	294	332	257	739	704
Abyssinia—Mossowah ... "	7	31	18	78	155	93
Arabian Gulf Ports ... "	30	2	133	120
Egypt, &c. ... "	13	77
Hodeidah ... "	29	68
Mokha ... "	42½	172
Other Foreign Countries ... "	56½	53½	62½	65½	20	247	171	213	176	95
Total Foreign Countries ... Cwt.	110	104½	146½	261½	235	541	581	625	1,048	1,329
Total British Empire and Foreign Countries ... Cwt.	178½	167	272½	341	338½	953	1,020	1,417	1,590	1,963
5. Feathers—										
United Kingdom ... Lbs.	34	80	67	80
Perim ... "	97	65	67	112
Other British Possessions ... "	40	43	26	10	50	56	41	22
Total British Empire ... Lbs.	131	120	43	26	75	134	130	56	41	134
D'jabouti and Obokh ... Lbs.	72	255	135	101	175	385
France ... "	112	100
Mossowah ... "	112	42	150	224
North Africa, &c. ... "	19	67
Other Foreign Countries ... "	83	70	74	91	51	82	113	69	96	88
Total Foreign Countries ... Lbs.	83	182	146	458	247	82	213	170	421	764
Total British Empire and Foreign Countries ... Lbs.	214	302	189	484	322	216	343	226	462	896
6. Fodder, Bran and Cattle-food (excluding Oil-cake)—										
(a) Bran and pollard—										
Other British Possessions ... Tons.	17	97
Total British Empire ... Tons.	17	97

GENERAL EXPORTS.

SEA-BORNE TRADE.

YEARS 1908-09 TO 1912-13.

No. 8—continued.

Quantities and Value of Principal and Other Articles, Exported from the Port of Aden, in each Official Year, from 1908-1909 to 1912-1913—continued.

ARTICLES, AND COUNTRIES TO WHICH EXPORTED.	QUANTITIES.					VALUE.				
	1908-1909.	1909-1910.	1910-1911.	1911-1912.	1912-1913.	1908-1909.	1909-1910.	1910-1911.	1911-1912.	1912-1913.
IV.—MISCELLANEOUS AND UN- CLASSIFIED—continued.						£	£	£	£	£
6. Fodder, Bran and Cattle-food (excluding Oil-cake)—continued.										
D'jalouti and Obokh ... Tons.	15	104
Other Foreign Countries ... "	6	16
Total Foreign Countries ... Tons.	21	120
Total British Empire and Foreign Countries... .. Tons.	38	217
(b) Other sorts—										
Somaliland Cwt.	633½	3,356	426	638	511	239	1,342	106	152	194
Perim "	1,102	2,047	111	232
Other British Possessions... "	121½	419	114	95	39	107	32	25
Total British Empire ... Cwt.	755	3,775	540	1,835	2,558	278	1,449	138	288	446
Reunion Cwt.	362	178
D'jabouti and Obokh ... "	482½	1,800	2,941	5,151	3,407	135	319	556	814	691
Other Foreign Countries ... "	242	306	493	306	56	80	131	69
Total Foreign Countries ... Cwt.	1,086½	2,106	3,434	5,457	3,407	369	399	687	883	691
Total British Empire and Foreign Countries Cwt.	1,841½	5,881	3,974	7,292	5,965	647	1,848	825	1,171	1,117
7. Manures—										
(a) Bones—										
India—Bombay Tons.	82½	53½	56	242	172	167
Other British Possessions... "	24	96	68	64
Total British Empire ... Tons.	82½	53½	80	96	242	172	235	64
France Tons.	162	198½	761	583
Other Foreign Countries ... "	11½	1½	2	1	17	5	1	2
Total Foreign Countries ... Tons.	11½	1½	164	199½	17	5	762	585
Total British Empire and Foreign Countries Tons.	94	55	244	295½	259	177	997	649
(b) Fish manures and guano—										
United Kingdom Tons.	73	13	316	133
Other British Possessions ... "	13	20	1	36	42
Total British Empire ... Tons.	13	20	73	13	1	36	42	316	133
Belgium Tons.
Arabian Gulf Ports ... "	40	60	70	100
Germany "	62½	13	167	74	79
Egypt, &c. "	12½	77
Other Foreign Countries ... "	13	36	7	22½	4	44	36	34	21
Total Foreign Countries ... Tons.	77½	36	60	35½	64	211	74	185	111	121
Total British Empire and Foreign Countries Tons.	76	49	80	108½	77	212	110	227	427	254
(c) Linseed, rape and sesamum cake—										
Other British Possessions... Cwt.	26	12
Total British Empire ... Cwt.	26	12
Total British Empire and Foreign Countries Cwt.	26	12
(d) Others—										
Other British Possessions... Cwt.	23	4
Total British Empire ... Cwt.	23	4
Other Foreign Countries... Cwt.	410	77
Total Foreign Countries ... Cwt.	410	77
Total British Empire and Foreign Countries Cwt.	433	81

GENERAL EXPORTS.
YEARS 1908-09 TO 1912-13.

No. 8—continued.

Quantities and Value of Principal and Other Articles, Exported from the Port of Aden, in each Official Year, from 1908-1909 to 1912-1913.—continued.

ARTICLES, AND COUNTRIES TO WHICH EXPORTED.	QUANTITIES.					VALUE.				
	1908-1909.	1909-1910.	1910-1911.	1911-1912.	1912-1913.	1908-1909.	1909-1910.	1910-1911.	1911-1912.	1912-1913.
IV.—MISCELLANEOUS AND UN- CLASSIFIED—continued.						£	£	£	£	£
9. Plants, living including bulbs—										
Other British Possessions ... Cwt.	1
Total British Empire ... Cwt.	1
Total British Empire and Foreign Countries ... Cwt.	1
10. Precious stones and pearls, unset—										
United Kingdom ... Value.	1,374
India—Bombay ... "	18,133	28,980	40,867	84,000	59,133
Total British Empire ... "	19,507	28,980	40,867	84,000	59,133
France ... Value.	193	133	1,033
Other Foreign Countries ... "	13
Total Foreign Countries ... Value.	13	193	133	1,033
Total British Empire and Foreign Countries ... Value.	19,520	20,173	41,000	85,433	59,133
11. Shells (chanks, sankhli, large ornamental shells, cowras, mother- of-pearl shells and oyster shells)—										
United Kingdom ... Cwt.	1,848½	1,833	3,285½	3,268½	2,816	4,717	6,280	12,865	13,078	17,800
Zanzibar and Pemba... "
India—Bombay ... "	1,263	1,253	600	152	2,592	3,148	1,703	575
Other British Possessions ... "	2	3	9	5	3	47
Total British Empire ... Cwt.	3,111½	3,136	3,887½	3,423½	2,825	7,309	9,428	14,573	13,656	17,847
United States of America ... Cwt.	150	800
Austria ... "	512½	734	1,043	213	1,209	1,313	2,813	3,697	970	6,899
France ... "	68	439½	201	807
Germany ... "	167½	262	264	399	100	1,451	1,800
Italy ... "	37
Turkey in Europe ... "	33	83
Other Foreign Countries ... "	25½	19	3	133	29	63	6	73
Total Foreign Countries ... Cwt.	773½	804	1,062	1,067½	1,606	1,942	2,996	13,760	4,035	8,772
Total British Empire and Foreign Countries ... Cwt.	3,885½	3,940	4,959½	4,491	4,431	9,251	12,424	18,333	17,691	26,619
12. Specimens illustrative of natural science—										
United Kingdom ... Value.	267	1,095	1,004	978	2,847
Zanzibar ... "	88	187	174	87
India—Bombay ... "	146
Other British Possessions ... "	73	13	44	33	134
Total British Empire ... Value.	340	1,196	1,581	1,185	3,063
Austria ... Value.	81
Germany ... "	77
German East Africa... "	71
Italy ... "
France ... "	127
Gazaun ... "	126
Other Foreign Countries ... "	53	122	128	190	46
Total Foreign Countries ... Value.	53	122	199	348	299
Total British Empire and Foreign Countries ... Value.	393	1,318	1,580	1,533	3,367
13. Articles exported by post—										
United Kingdom ... Value.	4,811	4,925	4,723	4,608	5,915
Somaliland ... "	295	109	91
Zanzibar ... "	880	1,925	2,593	1,850	1,628
Mauritius and Dependencies. "	503	92
Ceylon... "	136
Straits Settlements ... "	947	164	252	347	316
Australia ... "	1,134	5,431	4,437	3,864	3,778
Seychelles ... "	119
India—Bombay ... "	18,672	13,257	9,697	31,040	35,342
Other British Possessions ... "	106	116	22	85	77
Total British Empire ... Value.	26,550	26,232	22,472	41,886	47,147

No. 8—continued.

Quantities and Value of Principal and Other Articles, Exported from the Port of Aden, in each Official Year, from 1908-1909 to 1912-1913—continued.

ARTICLES, AND COUNTRIES TO WHICH EXPORTED.	QUANTITIES.					VALUE.				
	1908-1909.	1909-1910.	1910-1911.	1911-1912.	1912-1913.	1908-1909.	1909-1910.	1910-1911.	1911-1912.	1912-1913.
IV.—MISCELLANEOUS AND UN- CLASSIFIED—continued.						£	£	£	£	£
13. Articles exported by post—contd.										
France Value.	1,064	985	999	1,313	1,597
Italy Value.	1,385	1,143	1,174	8,248	2,264
Australia Value.	640
Abyssinia—Mossowah Value.	111	315	414	730	736
Mozambique Value.	409	368	768	929	819
German East Africa Value.	200	564	866	814	866
Egypt, &c. Value.	1,722	1,694	1,964	1,491	2,086
China Value.	142	572	1,514	282	1,634
D'jabouti and Obokh Value.	132	279	283	1,020
Madagascar Value.	194	812	1,870	2,147	3,101
Other Foreign Countries Value.	120	59	36	67	93
Total Foreign Countries ... Value.	5,347	6,644	9,884	16,304	14,856
Total British Empire and Foreign Countries ... Value.	31,897	32,876	32,356	58,190	62,003
Total Miscellaneous and Unclassified ... Value.	74,345	87,023	101,807	173,084	162,068
GRAND TOTAL OF VALUE OF EXPORTS (EXCLUSIVE OF GOV- ERNMENT STORES)—										
United Kingdom Value	139,545	242,215	223,399	215,118	325,948
Somaliland Value	197,597	199,011	178,853	194,604	217,927
Zanzibar and Pemba Value	25,397	30,218	54,580	52,644	45,019
Natal Value	81	125	110	75
Mauritius and Dependencies Value	2,523	2,947	2,462	2,874	5,010
Perim Value	9,168	7,200	7,646	12,930	44,565
Ceylon Value	374	1,364	1,075	4,842	3,670
Straits Settlements Value	7,601	7,679	5,056	6,433	10,209
Australia Value	7,417	12,517	10,150	11,209	13,459
Seychelles Value	1,148	908	2,238	2,287	2,423
Canada Value	1,433	517	970	2,840	3,627
Suakin and Port Soudan Value	27,716	39,383	38,158	31,436
India—Bombay Value	132,567	127,733	147,291	205,328	163,192
" Karachi Value	500	706	571	655	985
" Calcutta Value	33,845	18,283	20,242	31,840	40,263
" Cutch Value	912	1,205	2,364	467	100
" Rangoon Value	7,661	2,566	2,097	4,879	3,561
" Madras Value	467	153	381
" Other Ports Value	120	704
" Burma Value	2,065	5,495
Other British Possessions Value	87	10	70
Total British Empire ... Value.	568,242	681,876	700,757	792,916	912,557
Austria Value	34,356	44,284	40,967	37,743	34,658
France Value	250,123	207,161	242,464	172,849	226,926
Germany Value	69,815	95,277	56,148	64,032	72,326
Belgium Value	6,393	32,514	48,203	51,915	39,956
Holland Value	28,361	6,271	10,706	2,507	1,606
Italy Value	20,925	26,099	43,163	35,589	40,685
Spain Value	6,800	12,100	8,240	16,246	21,969
Turkey in Europe Value	6,968	13,431	17,783	12,616	4,892
Greece Value	79	93	226	45	65
Russia Value	5,973	3,885	3,549	5,723	6,169
Other Countries in Europe Value	4,317	9,908	3,013	1,015
Turkey in Asia Value	3,913	9,808	23,07	18,094
North Africa, Morocco, &c. Value	4,766	340	2,458
Abyssinia—Mossowah Value	114,486	107,949	128,656	145,181	146,832
Dankali Coast Value	8,577	13,709	9,859	10,739	15,473
Independent Somali Ports Value	51,702	49,538	68,089	69,250	69,997
Mozambique Value	636	440	1,805	2,623	2,014
Italian East Africa Value	65,124	101,586	101,148	118,527	103,982
German East Africa Value	4,135	5,547	4,267	8,941	10,752
Reunion Value	3,194	3,277	5,037	3,703	1,951
Madagascar Value	1,847	1,694	3,151	3,374	4,621
Egypt, &c. Value	101,023	52,840	65,836	18,167	121,885
United States of America Value	449,530	481,764	403,827	447,205	424,958
Jeddah Value	67,625	40,556	35,160	32,369	32,369
Koufidah Value	16,082	7,217	4,578	21,071	8,203
Gaizan Value	2,815	10,398	25,116	61,260	145,974
Lohia Value	13,650	6,437	15,042	11,999	7,353
Hodeida Value	231,236	203,554	236,241	219,357	189,299
Fusan, &c. Value	13,146	4,274	2,602	1,906	4,522
Mokha Value	103,806	103,653	23,298	63,246	336,874
Arabian Gulf Ports Value	110,522	91,862	105,241	110,761	127,905
Muscat Value	16,441	9,995	16,277	19,593	24,792
China Value	3,992	14,836	7,481	3,930	4,852
Japan Value	578	879	1,072	1,130	1,515

GENERAL EXPORTS.

SEA-BORNE TRADE.

YEARS 1908-09 TO 1912-13.

No. 8—continued.

Quantities and Value of Principal and Other Articles, Exported from the Port of Aden, in each Official Year, from 1908-1909 to 1912-1913—continued.

ARTICLES, AND COUNTRIES TO WHICH EXPORTED.	QUANTITIES.					VALUE.				
	1908-1909.	1909-1910.	1910-1911.	1911-1912.	1912-1913.	1908-1909.	1909-1910.	1910-1911.	1911-1912.	1912-1913.
GRAND TOTAL OF VALUE OF EXPORTS (EXCLUSIVE OF GOVERNMENT STORES)—continued.						£	£	£	£	£
Java Value.	1,807	2,380	3,327	3,809	8,675
Persia Value.	4,684	2,293	3,571	4,053	5,510
Tonkin Value.	1,471	736	1,424	1,491	1,680
Other Countries in Asia Value.	129
D'jabouti and Obokh Value.	225,359	169,449	213,736	253,017	330,499
Siam Value.	675	88	70
Phillipine Islands Value.	385	77	182	227
Malta Value.	80	21	459
Norway Value.	566	696	300
Sweden Value.	2,253	2,827	2,673
New Zealand Value.	373	150
Batoum Value.	133
Other Foreign Countries Value.	54	54
Total Foreign Countries ... Value.	2,012,532	1,939,904	1,970,722	2,145,411	2,647,985
Total British Empire and Foreign Countries ... Value.	2,580,774	2,621,780	2,671,479	2,938,327	3,560,542
Treasure—										
Gold—										
United Kingdom Value.	567	136	833
Somaliland Value.	473	300	150	733
Zanzibar and Pemba Value.	26,700	11,000	32,000	14,000
Perim Value.	3,017	1,018	660	1,550	380
Ceylon Value.	10,000
Straits Settlements Value.	2,702	203
India—Bombay Value.	67,823	125,029	120,241	358,496	364,074
„ Karáchi Value.	650
„ Calcutta Value.	372
Other British Possessions Value.
Total British Empire ... Value.	1,119,932	137,483	153,051	361,251	379,390
Turkey in Europe Value.	2,303
France Value.	4,000
Abyssinia—Mossowah Value.	183	2,000	302	1,300
Dankali Coast Value.	2,000	600
Hodaidah Value.	320
Arabian Gulf Ports Value.	681	340	825	1,599	1,054
Persia Value.	989	350	3,060	1,708
Turkey in Asia Value.	1,666
Independent Somali Ports Value.	300	70
Italian East Africa Value.	70	200
Jeddah Value.	1,209
North Africa, Morocco, &c. Value.	8,853	1,130	708	206
Muscat Value.	1,036	400	3,750
Austria Value.	1,917	770	1,681	294	200
D'jabouti and Obokh Value.	5,000
German East Africa Value.	667
Egypt, &c. Value.	23
Other Foreign Countries Value.	17,721	10,882	5,864	12,181	7,118
Total Foreign Countries ... Value.	129,653	148,365	158,915	373,432	386,508
Total British Empire and Foreign Countries ... Value.
Silver—										
Suakin and Port Soudan Value.	6,519	6,822	15,941	10,991
Somaliland Value.	27,279	14,989	5,103	2,326
United Kingdom Value.	8,000	35,715
Zanzibar Value.	3,309	16,527	51,313	13,840	53,488
Perim Value.	9,555	6,097	8,187	9,348	3,358
Straits Settlements Value.	989	734	119
Mauritius, &c. Value.
India—Bombay Value.	74,872	33,347	25,105	43,204	33,905
„ Calcutta Value.	446
Other British Possessions Value.	1
Total British Empire ... Value.	123,461	92,144	107,150	87,437	110,687
Gaizan Value.	4,545	6,857	11,157
Holland Value.	100
France Value.	4,280
Abyssinia—Mossowah Value.	46,267	77,719	64,491	62,143	92,516
Dankali Coast Value.	1,533	4,530	4,006	3,203	2,723
Hodaidah Value.	400	1,797	58,061	185,691	36,749

No. 8—concluded.

Quantities and Value of Principal and Other Articles, Exported from the Port of Aden, in each Official Year, from 1908-09 to 1912-13—concluded.

ARTICLES, AND COUNTRIES TO WHICH EXPORTED.	QUANTITIES.					VALUE.				
	1908-1909.	1909-1910.	1910-1911.	1911-1912.	1912-1913.	1908-1909.	1909-1910.	1910-1911.	1911-1912.	1912-1913.
TREASURE—continued.						£	£	£	£	£
Silver—continued.										
Arabian Gulf Ports Value.	52,588	34,602	33,192	51,755	55,026
Farsan, &c. "	3,016	662	1,800	371	3,119
Persia "	267
Turkey in Asia "	1,397	135	1,062	722
North Africa, Morocco, &c.... "	921
Independent Somali Ports ... "	81
Italian East Africa "	27,803	14,541	26,516	4,603	990
D'jabouti and Obokh "	85,091	146,922	46,122	6,722	78,448
Egypt, &c. "	14,670	416
Jeddah "	2,620	3,051	4,636	6,353	1,074
Muscat "	1,178	437	3,983	6,870	2,673
Mokha "	2,460	2,992	1,270	7,133
Austria "	270	33
Madagascar "	873
Lohia "	3,015	6,379
Konfidah "	5,991	347
Other Foreign Countries "	34	63
Total Foreign Countries ... Value.	243,228	289,523	252,240	348,358	293,033
Total British Empire and Foreign Countries ... Value.	366,689	388,667	359,500	435,795	403,780
Total Value of Treasure ... Value.	496,342	537,032	518,300	609,227	790,288
Total Value of Private Mer- chandise Value.	2,580,774	2,621,760	2,671,450	2,47,553	3,500,542
Grand Total Value of Private Merchandise and Treasure. Value.	3,077,116	3,158,812	3,189,750	4,554,780	4,350,830

ADEN—INLAND TRADE.

IMPORTS.
YEAR 1912-1913.

No. 9.

Estimated Value of Articles of Merchandise imported from the interior of Arabia by Land into Aden, during the Official Year 1912-13.

Names of Articles.	Denomination.	Total Loads or Number.	Average Rate.		Per	Value.		
			Rs.	a.		Rs.	a.	p.
Animals, Living—								
Horses	No.	9	250	0	Head.	2,250	0	0
Camels	"	"		
Bullocks	"	582	35	0	"	20,370	0	0
Cows	"	710	30	0	"	21,300	0	0
Milch Cows	"	"		
Calves	"	833	10	0	"	8,330	0	0
Sheep	"	944	4	0	"	3,776	0	0
Goats	"	2,174	5	0	"	10,870	0	0
Kids and Lambs	"	969	2	0	"	1,938	0	0
Deer	"	20	4	0	"	80	0	0
Monkeys	"	126	1	8	"	189	0	0
Donkeys	"	"		
Building and Engineering Materials—								
Jowlies	Camel-load.	416	6	0	Camel-load.	2,496	0	0
Reeds	"	676	5	0	"	3,380	0	0
Coffee—								
Clean	"	3,641½	200	0	"	7,28,300	0	0
Berries	"	3,249	150	0	"	4,87,350	0	0
Coir raw	"	2	40	0	"	80	0	0
Cotton—								
Raw	"	186¼	100	0	"	18,625	0	0
Piece-goods	"	17½	250	0	"	4,375	0	0
Cordage and Rope	"	170	30	0	"	5,100	0	0
Drugs, Medicines and Narcotics (excluding Chemicals)—								
Galangal	"	"		
Aloes	"	"		
Kaat	"	2,764	150	0	"	4,14,600	0	0
Drugs, other sorts	"	11	20	0	"	220	0	0
Tobacco—								
Unmanufactured	"	344	80	0	"	27,520	0	0
Chemicals—								
Potash	"	618	8	0	"	4,944	0	0
Alkali	"	651½	7	0	"	4,560	8	0
Dyeing and Tanning Materials—								
Henna	"	156½	35	0	"	5,477	8	0
Manjit	"	20	48	0	"	960	0	0
Wurrus or Safflower	"	68	500	0	"	34,000	0	0
Dyeing, other sorts	"	10	60	0	"	600	0	0
Earthenware and Porcelain (excluding earthenware piping)								
... ..	"	140½	20	0	"	2,810	0	0
Fodder—								
Kirbee	"	58,742	7	0	"	4,11,194	0	0
Grass	"	16,922	9	0	"	1,52,298	0	0
Oil Cakes	"	1,160	10	0	"	11,600	0	0
Fruits, Fresh	"	7,200½	8	0	"	57,604	0	0
Vegetables, Fresh	"	7,057	4	0	"	28,228	0	0
Fuel—								
Charcoal	"	4,942	3	0	"	1,4826	0	0
Firewood	"	72,380	3	0	"	2,17,140	0	0
Flowers of all kinds	Baskets.	454	3	0	Baskets.	1,362	0	0
Grain and Pulse—								
Jowári	Camel-load.	2,114½	26	0	Camel-load.	54,977	0	0
Bajree	"	"		
Oats	"	"		
Pulse	"	44	25	0	"	1,100	0	0
Beans and Peas	"	269	30	0	"	8,070	0	0
Indian Corn	"	387	5	0	"	1,935	0	0
Wheat	"	42	30	0	"	1,260	0	0
Other sorts	"	170½	18	0	"	3,069	0	0
Bájree Flour	"	236	26	0	"	6,136	0	0

IMPORTS.
YEAR 1912-1913.

ADEN—INLAND TRADE.

No. 9—continued.

Estimated Value of Articles of Merchandise imported from the interior of Arabia by Land into Aden, during the Official Year 1912-13—continued.

Names of Articles.	Denomination.	Total Loads or Number.	Average Rate.		Per	Value.		
			Rs.	a.		Rs.	a.	p.
Gassal (powder)	Camel-load.	68½	6	0	Camel-load.	411	0	0
Gum, other sorts	"	11	80	0	"	880	0	0
Spices, Ginger dry	"	1	84	0	"	84	0	0
Hides and Skins—	Scores.							
Hides, raw	"	1,599	100	0	Scores.	1,59,900	0	0
Skins, raw	"	14,175	20	0	"	2,83,500	0	0
Skins, tanned	"		Camel-load.		
Hooka (Pipes)	"		"		
Leather Shoes, Arabic	"		"		
Manure, Animal bones	"	172½	4	0	"	690	0	0
Mats and matting	Scores.	6			Scores.	75	0	0
Mat bags	"	180	25	0	Camel-load.	4,500	0	0
Mat Baskets	"	54	9	0	"	486	0	0
Oils—Jingilli	"	1,324½	40	0	"	52,980	0	0
Perfumery (Rose water)	"	19	120	0	"	2,280	0	0
Plants Living	"	1	5	0	"	5	0	0
Provisions—	"							
Fish dry unsalted	"		"		
Honey	"	7	49	0	"	343	0	0
Fishmaws and shark fins	"	1	25	0	"	25	0	0
Ghee	"	1,000½	150	0	"	1,50,075	0	0
Tamarind	"	4	12	0	"	48	0	0
Fish dry salted	"		"		
Fowls	"	315	48	0	"	15,120	0	0
Eggs	"	719½	50	0	"	35,975	0	0
Fruits, dried, other sorts	"	130	7	0	"	910	0	0
Provisions, other sorts	"	1	15	0	"	15	0	0
Pitch, Tar and Dammer	"	16	20	0	"	320	0	0
Seeds—	"							
Cotton	"	15	20	0	"	300	0	0
Poppy	"		"		
Til or Jinjili	"	21	35	0	"	735	0	0
Mustard	"		"		
Fenugreek	"	20½	21	0	"	430	8	0
Other sorts	"		"		
Sand, black	"	5	32	0	"	160	0	0
Wax, Bees	"	111½	240	0	"	26,760	0	0
Wood—	"							
Other kinds	"		"		
Manufactures	"	50	20	0	"	1,000	0	0
Wool—	"							
Raw	"		"		
Manufactures—	"							
Carpets	"	3	200	0	"	600	0	0
All Other Articles - Unmanufactured	"	1	20	0	"	20	0	0
Do. Manufactured	"		"		
Treasure—								
Silver Coin	\$	37,926	148	8	100 \$	56,320	0	0
Government of India Rupees	Rupees	8,807	...		Rupees	8,807	0	0
Gold—British Sovereigns	English £	152	15	0	Each	2,280	0	0
Gold—Turkish Pounds	Turkish £	232	12	8	"	2,945	0	0
Total Rupees						35,94,279	8	0
						£2,39,619	0	0

EXPORTS.

ADEN—INLAND TRADE.

YEARS 1911-12 TO 1912-13.

No. 10.

Comparative Statement showing the Quantity, Value and Description of Merchandise that passed into Arabia per Inland Communication from Aden, during the year 1911-12 to 1912-13.

NAMES OF ARTICLES.	Denomination.	1911-1912.		1912-1913.		1912-1913 compared with 1911-1912.	
		Quantity.	Value.	Quantity.	Value.	Increase.	Decrease.
<i>1.—Private Merchandise.</i>							
			£		£	£	£
1. Animals, Living—							
1. Horses	Number.	2	7	7
2. Other Kinds	"	14,785	986	25,730	1,719	733
2. Apparel (including Drapery, Haberdashery, Millinery, Uniforms, Accoutrements, but excluding Hosiery) .	Value.	793	1,273	450
1. Boots and Shoes	Pairs.	20	1	54	3	2
3. Arms, ammunition and military stores—							
1. Firearms, and parts thereof	Value.	367	367
4. Art, Works of	"	1	1
5. Books and Printed Matter (including Maps and Charts)	Cwt.	16½	37	18	49	12
7. Building and Engineering Materials—							
2. Cement	Cwt.	13¾	5	8½	2	3
3. Chalk and Lime,	"	234	10	705	41	31
8. Cabinet-ware and Furniture	Value.	97	59	38
9. Candles	Lbs.	23,231	344	35,587	549	205
12. Carriages and carts (excluding railway carriages) and parts thereof	Value.	2	7	7
13. Chemicals—							
11. Other sorts	Value.	6	18	12
14. Clocks and Watches	Number.	2	2	5	3
15. Coal—							
3. Patent fuel	Tons.	2½	1	1
16. Coffee	Cwt.	1,269½	1,405	1,749	1,143	262
17. Coir—							
1. Unmanufactured	"	3½	2	2
19. Cordage and Rope of Vegetable Fibre (excluding Jute)	Cwt.	20½	22	16¾	21	1
20. Cotton—							
1. Raw	"	8½	14	24¾	39	25
2. Twist and Yarn	Lbs.	928,806	31,266	805,268	25,987	5,279
3. Manufactures:—							
(a) Piece-goods—							
i. Grey (bleached)	Yds.	957,432	12,443	1,893,560	25,340	12,897
ii. White (bleached)	"	378,609	4,193	231,246	3,192	1,001
iii. Coloured, Printed or dyed	"	722,776	13,904	898,542	14,983	1,079
(c) Handkerchiefs and Shawls in the Piece... ..	Number.	4,528	117	3,075	76	41
(d) Hosiery, pure and mixed	Value.	43	43
(f) Thread, Sewing	Lbs.	1,332	49	1,943	67	18
(g) Other sorts of Manufactures	"	5,153	107	6,412	157	60
21. Drugs, Medicines, and Narcotics (excluding Chemicals)—							
5. Galangal	Cwt.	1½	2	2
6. Other sorts of Drugs and Medicines	Value.	42	370	328
8. Tobacco—							
(a) Unmanufactured	Cwt.	12,923½	19,170	12,938	19,024	146
(b) Manufactured—							
ii. Other sorts	"	1,078¾	3,267	887	2,207	1,060
22. Dyeing and Tanning Materials—							
3. Indigo	"	53½	191	8	122	69
7. Safflower	"	1	1
8. Turmeric	"	1,889½	1,875	1,633½	1,761	114
9. Other sorts	"	14½	16	10½	10	6
23. Earthenware and Porcelain (excluding Earthenware Piping)	Value.	421	351	70
26. Flax—							
3. Manufactures—							
(c) Other sorts, including bags and sacks	Lbs.	104	3	3
27. Fodder, Bran and Cattle-food, including Hay and Straw—							
2. Rice bran	Tons.	11½	4	2	10	6

ADEN—INLAND TRADE.

EXPORTS.

YEARS 1911-12 TO 1912-13.

No. 10—continued.

Comparative Statement showing the Quantity, Value and Description of Merchandise that passed into Arabia per Inland Communication from Aden, during the year 1911-12 to 1912-13—continued.

NAMES OF ARTICLES.	Deno- mination.	1911-1912.		1912-1913.		1912-1913 compared with 1911-1912.	
		Quantity.	Value.	Quantity.	Value.	Increase.	Decrease.
<i>1.—Private Merchandise.</i>							
28. Fruits and Vegetables—			£		£	£	£
1. Fruits—							
(a) Cocoanuts	Number.	2,256	9	800	3	6
(b) „ kernel or copra	Cwt.	2 $\frac{3}{8}$	4	1 $\frac{1}{2}$	1	3
(c) Other sorts	Value.	17	9	8
2. Vegetables, fresh	„	69	77	8
29. Glass and Glassware—							
1. Beads and false pearls	Cwt.	86 $\frac{1}{15}$	243	76 $\frac{1}{2}$	194	49
2. Other ware	Value.	463	729	266
30. Grain and Pulse—							
1. Barley	Cwt.	6 $\frac{1}{2}$	2	31 $\frac{1}{2}$	12	10
2. Gram	„	1 $\frac{1}{2}$	1	16 $\frac{3}{8}$	8	7
3. Jawar and bájra	„	1,886	512	6,061 $\frac{1}{2}$	2,341	1,829
4. Oats	„	13 $\frac{5}{8}$	6	6
5. Pulse	„	1 $\frac{1}{2}$	1	3	2	1
7. Rice not in the husk	„	8,418 $\frac{1}{2}$	3,464	14,926 $\frac{3}{8}$	7,941	4,477
9. Wheat	„	230 $\frac{1}{8}$	108	195 $\frac{1}{8}$	102	6
10. „ flour	Lbs.	7,125,308	3,346	930,209	3,940	594
11. Other sorts	Cwt.	9 $\frac{7}{8}$	4	107 $\frac{1}{2}$	60	56
31. Gums and Resins—							
1. Arabic	„	31 $\frac{3}{8}$	24	24
2. Benjamin	„	9 $\frac{1}{2}$	22	30 $\frac{5}{8}$	113	91
3. Olibanum or frankincense	„	138 $\frac{3}{8}$	136	441 $\frac{1}{2}$	455	319
5. Other sorts	„	109 $\frac{3}{4}$	147	39	58	89
32. Hardware and Cutlery, including plated-ware—							
2. Other sorts	Value.	137	84	53
34. Hides and Skins—							
1. Hides, raw	Cwt. & No.	3	3
3. Skins, raw	Cwt. & No.	9 $\frac{1}{2}$	48	48
36. Ice	Cwt.	55 $\frac{1}{2}$	25	78 $\frac{3}{8}$	45	20
37. Instruments, Apparatus, and Appliances, and parts thereof—							
1. Musical	Value.	141	11	130
40. Jewellery and plate of gold and silver—							
1. Jewellery	„	27	65	38
41. Jute—							
1. Raw	Cwt.	11	1 $\frac{1}{8}$	1	10
3. Manufactures—							
(a) Gunny bags	Number.	13,799	418	13,080	395	23
(d) Rope and twine	Cwt.	7 $\frac{1}{2}$	17	3	5	12
44. Leather—							
1. Unwrought	Cwt.	1 $\frac{1}{2}$	1	1	1
2. Manufactures—							
(a) Saddlery and harness	Value.	1	49	48
(b) Other sorts (excluding boots and shoes)	„	13	39	26
48. Matches	„	856	1,194	338
49. Mats and matting	Sq. Yds.	3,060	39	3,120	49	10
50. Metals—							
1. Brass—							
(a) Unwrought	Cwt.	1	3	3
(b) Wrought	„	18 $\frac{1}{10}$	40	40
2. Copper—							
(b) Old, for re-manufacture	„	1	1	1
(c) Unwrought	„	1	1	1
(d) Wrought—							
ii. Sheets and other manufactures	„	74 $\frac{1}{2}$	325	82 $\frac{3}{8}$	373	48
3. Iron—							
(d) Wrought—							
i. Anchors, cables, and kentledge	„	181 $\frac{5}{8}$	76	1	1	76
ii. Angle, bolt and rod	„	637	1,780 $\frac{1}{2}$	1,024	387
iii. Bar	„	1,216	1	1	1
vi. Hoop	„	22	14 $\frac{1}{2}$	7	15
vii. Nails, screws, rivets, and washers	„	18 $\frac{1}{2}$	3	2	2
viii. Pipes and tubes	„
x. Sheets and plates (including galvanized and tinned plates)	„	4 $\frac{3}{4}$	8	8
xi. Wire... ..	„	75 $\frac{3}{8}$	2:9	7 $\frac{1}{2}$	8	231
xii. Other manufactures of wrought or cast iron, or of iron mixed with steel... ..	„	714 $\frac{3}{8}$	357	2:3	158	190

EXPORTS.

ADEN—INLAND TRADE.

YEARS 1911-12 TO 1912-13.

No. 10—continued.

Comparative Statement showing the Quantity, Value and Description of Merchandise that passed into Arabia per Inland Communication from Aden, during the years 1911-12 to 1912-13—continued.

NAMES OF ARTICLES.	Deno- mination.	1911-1912.		1912-1913.		1912-1913 compared with 1911-1912.	
		Quantity.	Value.	Quantity.	Value.	Increase.	Decrease.
<i>1—Private Merchandise.</i>							
4. Lead—			£		£	£	£
(b) Other sorts	Cwt.	341 $\frac{3}{4}$	185	13	15	170
6. Steel	"	265 $\frac{3}{8}$	162	162
7. Tin—							
(c) Wrought (including plates or sheets, not tinned iron)	"	1 $\frac{1}{4}$	2	2
8. Zinc or spelter—							
(b) Wrought or manufactured	"
9. Metals, unenumerated... ..	"	7 $\frac{3}{8}$	12	5	7	5
53. Oils—							
2. Essential	Gallons.	4	1	2	3	2
3. Mineral—							
(a) Kerosine	"	91,986	2,767	91,933	3,422	655
4. Vegetable, not essential—							
(b) Coconut	"	73	10	67	7	3
(f) Til or jinjili	"	6,583	775	11,191	1,435	660
54. Oil-cloth and Floor-cloth	Sq. yds.	50	2	2
55. Paints and Colours	Cwt.	45	82	31 $\frac{1}{2}$	46	36	36
1. Painter's materials	Value.	4	3	1
56. Paper and Pasteboard—							
2. Writing paper and envelopes	Value.	2	1	1
3. Other kinds of paper	Cwt.	86 $\frac{1}{2}$	29	125 $\frac{1}{2}$	69	40
57. Perfumery—							
2. All other sorts... ..	Value.	256	96	160
58. Pitch, Tar and Dammer	Cwt.	5 $\frac{1}{2}$	4	1 $\frac{3}{8}$	1	3
59. Plants, living	Value.	2	2
61. Provisions—							
5. Fishmaws and shark fins	Lbs.	43 $\frac{1}{2}$	26	26
6. Fish, dry, unsalted	"	5,612	23	23 $\frac{3}{8}$	12	11
7. " salted	"	5,719	38	38
6. Fruits and vegetables; dried, salted, or preserved—							
(a) Dates	Cwt.	9,920 $\frac{1}{8}$	3,728	9,518 $\frac{3}{8}$	4,209	481
(b) Other sorts	"	108 $\frac{1}{4}$	107	140	187	80
10. Ghi	Lbs.	2,010	73	1,441	52	21
12. Other sorts of provisions	Cwt.	797 $\frac{1}{2}$	991	1,013 $\frac{3}{8}$	1,202	211
65. Seeds—							
1. Essential—							
(b) Ajwan	Cwt.	5 $\frac{3}{8}$	5	2 $\frac{1}{2}$	2	3
(f) Coriander	"	2	2	6 $\frac{1}{4}$	5	3
(g) Cummin	"	75 $\frac{3}{8}$	102	83 $\frac{3}{8}$	132	30
(j) Fenugreek	"	1	1	1
3. Cotton	"	181 $\frac{1}{8}$	13	15 $\frac{3}{8}$	9	4
4. Earthnut	"	34 $\frac{3}{8}$	29	29
11. Til or jinjili	"	19,656 $\frac{3}{8}$	10,800	17,992 $\frac{1}{2}$	2,610	8,190
12. Other sorts	"	2 $\frac{1}{8}$	1	5	8	7
66. Shells and Cowries—							
2. Shells (chanks, sankhli, large ornamental shells, cowras, Mother-of-pearl shells and oyster shells) .	"	1	1	1	2	1
68. Silk—							
1. Raw—							
(a) Mulberry silk, excluding tasar and other wild silks—							
i. Raw	Lbs.	446	74	188	29	45
2. Manufactures—							
(a) Piece-goods	Yds.	2,523	127	7,491	503	376
(b) Good of silk mixed with other materials	"	210	6	6
(c) Thread for sewing	Lbs.	4	1	1
(d) Other sorts	"	41	4	36	2	2
69. Soap	Cwt.	742 $\frac{1}{8}$	967	1,044	1,409	442
70. Specimens illustrative of Natural Science	Value.	2	2
71. Spices—							
2. Cardamoras	Lbs.	3,892	342	90	2	340
4. Chillies	"	1,022	10	882	7	3
5. Cinnamon	"	10,843	195	4,987	76	119
6. Cloves	"	1,974	57	2,597	65	8
7. Ginger	"	341,820	5,537	403,179	6,402	865
8. Nutmegs	"	168	4	4
9. Pepper	"	194,950	3,815	288,953	6,273	2,458
10. Other sorts	"	925,085	13,162	1,175,850	17,466	4,304

No. 10—concluded.

Comparative Statement showing the Quantity, Value and Description of Merchandise that passed into Arabia per Inland Communication from Aden, during the years 1911-12 to 1912-13—concluded.

NAMES OF ARTICLES.	Deno- mination.	1911-1912.		1912-1913.		1911-1912 compared with 1912-1913.	
		Quantity.	Value.	Quantity.	Value.	Increase.	Decrease.
<i>1—Private Merchandise.</i>							
72. Stationery (excluding paper)...	Value.	4	4
73. Stone and Marble ...	Cwt.	57 $\frac{3}{4}$	20	18 $\frac{1}{4}$	6	14
74. Sugar—							
1. Sugar, refined or crystallised, including sugarcandy and confectionery ...	"	5,505 $\frac{7}{8}$	5,209	9,271 $\frac{3}{4}$	9,328	4,119
2. Sugar, unrefined ...	"	47 $\frac{3}{4}$	42	57 $\frac{1}{4}$	70	28
75. Tallow ...	"	$\frac{1}{2}$	1	1
76. Tea ...	Lbs.	2,393	59	1,111	31	28
77. Toys and requisites for games ...	Value.	5	5
78. Umbrellas, including parasols and sunshades ...	Number.	49	3	153	10	7
80. Wood—							
1. Teak ...	Cubic tons	8 $\frac{2}{4}$ $\frac{5}{0}$	36	6 $\frac{1}{4}$	8	2 $\frac{3}{4}$
2. Other timber ...	" "	53 $\frac{1}{4}$ $\frac{4}{0}$	186	35 $\frac{3}{4}$	139	47
4. Ornamental—							
(c) Other kinds ...	Value.	18	9	9
5. Manufactures of wood ...	"	23	46	23
81. Wool—							
2. Manufactures—							
(b) Carpets and rugs ...	Lbs.	2,819	167	117
(c) Piece-goods ...	Yds.	700	77	596	37	40
(d) Shawls ...	Nos.	4	1	2	1
(e) Other sorts ...	Lbs.	1,808	59	1,323	45	14
83. All other articles of merchandise—							
1. Unmanufactured ...	Value.	4	10	6
2. Manufactured ...	"	161	266	105
Total Value of Private Merchandise	1,53,133	1,74,606	21,472
84. Treasure—							
1. Gold—							
(b) Coin ...	Ozs.	20	100	80
2. Silver—							
Government of India rupees ...	"	106	46	60
Dollars ...	"	9,010	11,091	2,081
Other coin ...	"	88	88
Total Value of Private Treasure	9,136	11,325	2,189
Total Value of Private Merchandise and Treasure	1,62,269	1,85,930	23,661

TRADE WITH EACH FOREIGN
COUNTRY AND CHIEF
PORTS IN INDIA.

SHIPPING.
YEARS 1908-09 TO 1912-13.

No. 11.

Total Number and Tonnage of British, British Indian, and Foreign Vessels which entered from Foreign Countries and Ports in British India at the Port of Aden in each official year from 1908-09 to 1912-13.

Countries from which entered.	1908-1909.		1909-1910.		1910-1911.		1911-1912.		1912-1913.	
	Steam with Cargo.		Steam with Cargo.		Steam with Cargo.		Steam with Cargo.		Steam with Cargo.	
	No.	Tons.	No.	Tons.	No.	Tons.	No.	Tons.	No.	Tons.
UNITED KINGDOM AND BRITISH POSSESSIONS—										
United Kingdom	163	520,400	179	577,862	193	631,182	206	664,142	196	672,070
Malta
Mauritius Mahi including { Sailing	11	25,778	12	30,635	12	28,100	12	26,623	10	24,043
Seychelles.	2	1,035
Natal	4	11,939	5	19,300
Perim (Island)	61	12,469	62	15,002	63	13,196	62	11,631	56	11,793
Ceylon	27	96,297	14	39,142	25	68,477	9	28,679	20	56,343
China—Hongkong	16	63,305	1	1,723
Straits Settlements	5	11,049	6	20,380	5	18,460	4	9,732	6	19,951
Australia	44	186,269	57	259,569	61	272,185	50	232,140	50	212,899
Other British Possessions	7	15,634
Socotra	1	158
Total, United Kingdom and British Possessions	311	852,262	316	1,005,895	362	1,032,361	318	978,107	350	1,062,044
BRITISH INDIA AND BURMAH—										
Bombay—Chief Port—Bombay	148	421,988	159	443,832	172	467,409	190	522,373	173	480,856
Do. Other Ports	1	2,267	3	6,463	4	9,024
Malabar Coast, Cutch, &c.	3	5,591	2	6,709	23	56,026	5	12,407	3	6,802
Sind—Karachi	3	4,932	14	33,107	11	23,914	14	37,011	26	59,289
Madras—Madras	2	4,098	3	5,850	1	1,775	4	8,154
Do. Other Ports	10	26,248	22	52,616	3	6,657	7	19,336	9	22,489
Bengal—Calcutta	53	164,819	59	186,200	66	201,367	72	216,661	72	223,840
Do. Other Ports
British Burmah—Rangoon	3	7,598	7	18,633	6	15,865	10	26,417	9	27,233
Do. Other Ports	10	27,544	3	8,207	3	7,730	12	32,248
Total, British Indian Ports and Ports in Burmah	222	635,274	277	776,758	285	781,220	304	848,406	312	869,935
Total, United Kingdom, British Possessions, British India and Burmah	533	1,487,536	623	1,782,653	647	1,813,581	652	1,836,513	662	1,931,979
FOREIGN COUNTRIES—										
Austria	42	130,141	47	144,094	47	142,811	57	163,370	63	181,450
Belgium	7	16,395	6	19,648	4	10,523	4	13,492	4	15,708
France	37	103,422	38	108,066	39	106,952	40	115,614	32	87,025
Germany	61	278,039	66	303,406	68	312,103	69	316,443	68	308,587
Holland	4	5,479	4	1,996	4	4,888	7	3,460	11	6,281
Italy	31	63,633	35	80,142	35	78,742	36	83,318	33	81,513
Russia in Europe	5	8,145	4	8,294	4	7,991	3	6,090	4	8,135
Do. in Asia	2	4,552	5	11,825	6	15,581	10	23,360
Sweden	15	873
Spain
Batum (Black Sea)	1	2,027	2	6,412
Turkey in Europe	1	1,724	1	414	1	62	1	2,268
Do. in AsiaBussorah. } Sailing	24	34,982	18	29,841	21	33,071	28	52,737	32	55,939
Abyssinia (Massowah)	1	698	1	693	1	693
Assab	52	26,152	54	27,159	54	27,996	53	25,951	69	37,579
Norway	4	1,920	1	480	1	162
Suakin and Port Sudan	1	37
Jabouti and Obokh	5	12,475	4	9,651	6	15,159	9	16,162	9	17,935
Jabouti and Obokh	62	10,891	53	7,950	47	14,447	82	23,459	98	19,493
Eastern Coast of Africa—Dankali Coast										
Do. Zaila and Berbera	77	12,682	67	10,193	69	11,434	48	6,420	32	3,926
Do. British Possessions	21	69,197	17	63,515	24	80,791	37	123,925	50	145,379
Do. German Possessions	2	7,147	4	12,346	7	19,801	5	14,998	9	24,555
Zanzibar	20	25,776	24	33,279	34	53,694	34	62,782	22	43,331
Italian East Africa	7	4,620	4	3,696	2	4,047	16	17,476	2	3,612
Delagoa Bay (Mozambique)	2	3,417	5	2,315
Madagascar	2	4,537	1	631	2	5,085	2	5,056
Brazil	1	3,244
Egypt—Alexandria
Do. Port Said	7	16,704	3	7,006	4	6,998	12	28,232	15	23,234
Do. Suez	43	77,753	23	20,112	25	25,160	23	26,112	22	35,933
Reunion (Bourbon)	1	2,347
Cape Town	2	7,711
United States	25	74,503	16	51,933	16	40,891	22	68,974	27	87,884
North West Africa	1	47
Arabia—Jeddah and Hedaida	89	83,772	94	101,232	88	100,848	102	112,512	81	103,930
Do. Salif	4	5,068	3	7,290
Do. Muskat } Sailing	2	2,224
Do. Gulf Ports	25	5,150	8	851	19	3,015	20	1,793	21	2,505
Red Sea Islands	2	1,837	2	2,383	7	6,866	1	2,373
Do. Ports	6	6,620	3	2,733	6	3,939	15	5,330

SHIPPING.
YEARS 1908-09 TO 1912-13.

TRADE WITH EACH FOREIGN
COUNTRY AND CHIEF
PORTS IN INDIA.

No. 11—concluded.

Total Number and Tonnage of British, British Indian, and Foreign Vessels which entered from Foreign Countries and Ports in British India at the Port of Aden in each official year from 1908-09 to 1912-13—concluded.

Countries from which entered.	1908-1909.		1909-1910.		1910-1911.		1911-1912.		1912-1913.	
	Steam with Cargo.		Steam with Cargo.		Steam with Cargo.		Steam with Cargo.		Steam with Cargo.	
	No.	Tons.	No.	Tons.	No.	Tons.	No.	Tons.	No.	Tons.
FOREIGN COUNTRIES—continued.										
French Colonies (Saigon, Tonquin, and New Caledonia) ...	2	5,255	4	11,549	20	69,655	12	53,597	15	46,266
China—Treaty Ports ...	14	52,904	7	23,613	4	14,862	21	64,687
Japan ...	60	244,290	58	246,190	61	259,294	62	260,993	53	240,079
Java ...	18	46,348	16	41,862	21	55,490	17	41,551	21	45,282
Sumatra	2	6,331
Persian Gulf	1	1,827	4	7,093	5	10,144	4	7,352
Philippines ...	5	11,572	5	12,185	9	21,562	6	13,164	6	17,284
Siam ...	4	10,579	5	10,839	7	21,600	10	24,273	3	6,701
Returned from Sea ...	3	1,833	5	2,945	8	2,730	5	2,517	4	2,603
Total, Foreign Countries ...	773	1,471,429	700	1,404,826	772	1,608,808	858	1,758,375	873	1,753,077
Grand Total, United Kingdom, British Possessions, British India and Burmah, and Foreign ...	1,203	2,958,965	1,323	3,187,479	1,419	3,422,389	1,510	3,594,838	1,535	3,685,056

SHIPPING.
YEARS 1908-09 TO 1912-13.

TRADE WITH EACH FOREIGN
COUNTRY AND CHIEF
PORTS IN INDIA.

No. 12.

Total Number and Tonnage of British, British Indian, and Foreign Vessels which cleared to Foreign Countries and Ports in British India at the Port of Aden in each official year from 1908-09 to 1912-13.

Countries to which cleared.	1908-1909.		1909-1910.		1910-1911.		1911-1912.		1912-1913.	
	Steam with Cargo.		Steam with Cargo.		Steam with Cargo.		Steam with Cargo.		Steam with Cargo.	
	No.	Tons.	No.	Tons.	No.	Tons.	No.	Tons.	No.	Tons.
UNITED KINGDOM AND BRITISH POSSESSIONS—										
United Kingdom	142	480,259	160	553,429	170	580,568	173	597,221	176	638,786
Malta
Mauritius	11	26,234	11	26,165	11	25,905	12	28,637	11	25,871
Natal
Perim (Island)	61	9,352	58	11,119	52	8,349	53	7,915	50	8,309
Ceylon	4	11,003	9	23,052	3	8,199	6	13,082	6	21,892
China—Hongkong	6	17,674	6	17,384	1	1,926	1	69
Straits Settlements	8	13,902	9	12,248	5	13,132	5	11,615	12	31,456
Australia	48	199,664	51	222,752	46	211,661	45	212,199	58	197,790
New Zealand	1	2,142	1	472	1	141	2	5,355	3	10,553
Socotra	3	410
Mahé	2	4,772
Total United Kingdom and British Possessions	281	763,430	305	866,626	289	850,434	308	903,143	324	961,461
BRITISH INDIA AND BURMAH—										
Bombay—Other Ports	2	4,841	1	1,681
Bombay—Chief Port—Bombay	149	404,669	159	437,012	161	427,224	162	456,740	145	407,194
Malabar Coast	2	4,903
Sind—Karachi	5	11,158	13	36,985	16	41,738	18	44,132	19	52,663
Madras—Madras	1	4,752
Do. Other Ports	1	1,444	2	5,935	1	2,570
Bengal—Calcutta	88	278,675	80	263,939	92	291,196	104	317,832	105	333,181
Do. Other Ports
British Burmah—Rangoon	9	11,119	2	4,438	2	4,674	5	12,579	6	10,026
Do. Other Ports	5	11,729	4	8,535	7	15,878
Total British Indian Ports and Ports in Burmah	253	711,817	261	760,038	273	769,765	296	847,339	283	820,623
Total United Kingdom, British Possessions, British India and Burmah	534	1,475,247	566	1,626,664	562	1,620,199	604	1,750,482	607	1,782,084
FOREIGN COUNTRIES—										
Sweden	3	7,801	1	2,180	2	4,015	3	2,387
Austria	47	145,388	52	156,625	48	146,185	54	160,959	66	193,282
Belgium	10	38,159	16	49,755	24	84,127	24	81,901	25	86,998
France	51	154,529	61	193,280	74	223,102	68	209,602	54	149,460
Germany	73	314,232	84	357,868	80	337,253	92	375,449	85	367,767
Holland	3	5,357	4	10,963	7	18,452	3	7,452	9	23,554
Italy	22	45,221	21	45,544	27	55,963	32	66,644	39	70,489
Russia in Europe	3	7,012	4	8,117	3	5,479	5	10,051	4	7,164
Do. in Asia	1	1,986	3	4,168	2	1,522
Spain and Portugal (Gibraltar)	1	3,700	2	4,170	3	8,031
Denmark	1	1,924	1	2,237	4	7,904
Turkey in Europe	1	414
Do. in Asia (Bussorah)	17	24,379	11	20,052	18	35,155	25	44,003	17	23,231
Abyssinia (Massowah)	56	27,563	53	25,397	53	30,137	52	21,424	63	31,178
Jaboti and Obokh	59	10,648	54	8,112	47	11,015	66	17,378	68	12,966
Assab	3	1,440
Suakin and Port Sudan	2	4,055	1	2,376	1	1,711	2	2,718	6	9,907
Eastern Coast of Africa—German Possessions	5	17,661	3	9,245	5	16,451	9	27,737	4	14,413
Do. Italian Possessions	10	4,154	5	1,111	9	2,116	12	5,828	11	7,662
Do. Zaila and Berbera	84	10,728	66	9,933	72	11,522	66	8,961	64	10,105
Portuguese East Africa	1	693
Zanzibar	19	38,873	29	65,213	43	81,909	33	67,991	24	49,373
Delagoa Bay (Mozambique)	10	11,404
Madagascar	2	4,538	2	4,616	1	2,347	2	4,538	1	2,196
Seychelles	1	137
Egypt—Alexandria	22	56,419	31	76,839	45	110,090	37	89,921
Do. Port Said	57	129,780
Do. Suez	42	66,140	21	19,533	20	20,045	26	33,503	16	21,674
Romania

TRADE WITH EACH FOREIGN
COUNTRY AND CHIEF
PORTS IN INDIA.

SHIPPING.
YEARS 1908-09 TO 1912-13.

No. 12—concluded.

Total Number and Tonnage of British, British Indian, and Foreign Vessels which cleared to Foreign Countries and Ports in British India at the Port of Aden in each official year from 1908-09 to 1912-13—concluded.

Countries to which cleared.	1908-09.		1909-10.		1910-11.		1911-1912.		1912-1913.	
	Steam with Cargo.		Steam with Cargo.		Steam with Cargo.		Steam with Cargo.		Steam with Cargo.	
	No.	Tons.	No.	Tons.	No.	Tons.	No.	Tons.	No.	Tons.
FOREIGN COUNTRIES—continued.										
Re-Union (Bourbon)	1	2,087
South East Africa—British Possessions	21	71,548	19	68,978	27	86,310	33	104,718	45	142,774
Canada	1	2,507
United States	13	35,351	10	30,398	14	41,334	12	34,713	10	29,402
Arabia—Jeddah and Hodeida	81	83,594	96	103,481	89	166,116	99	109,923	85	106,425
Do. Muskat	4	7,093	4	8,260	4	9,888	1	2,393
Do. Gulf Ports	24	4,817	15	2,522	13	1,759	19	1,774	21	2,304
Red Sea Islands	7	14,342	3	5,702	6	11,568	4	2,255	1	3,060
Do. Ports	3	3,616	5	8,093	9	8,013	10	5,106	13	8,129
French Colonies (Saigon, Tonquin, and New Caledonia)	1	2,570	3	6,249	8	23,459
China—Treaty Ports	4	17,922	7	22,988	17	48,991
Japan	56	229,892	52	209,703	56	226,323	57	231,042	45	206,233
Java	2	5,701	2	847	3	4,635	6	3,319	16	22,509
Persian Gulf	11	20,163	17	37,365	17	39,247	22	46,885	21	42,353
Sumatra and Borneo	1	175
Philippines	6	11,572	7	18,071	7	16,806	8	19,106	8	22,635
Siam
Left for Sea	6	3,666	8	3,784	14	7,315	10	5,100	8	5,968
Total Foreign Countries ...	763	1,471,835	762	1,573,504	859	1,799,243	905	1,847,672	926	1,902,781
Grand Total, United Kingdom, British Possessions, British India and Burmah, and Foreign	1,297	2,947,082	1,328	3,200,168	1,421	3,419,442	1,509	3,592,154	1,533	3,684,865

No. 13.

SHIPPING.

YEARS 1908-09 TO 1912-13.

No.

Number and Tonnage of Vessels (Steam and Sailing) of each Nation, Entered and Cleared from and to Foreign

Nationality of Vessels.		FROM AND TO FOREIGN PORTS.																	
		Entered.										Cleared.							
		1908-1909.		1909-1910.		1910-1911.		1911-1912.		1912-1913.		1908-1909.		1909-1910.		1910-1911.		1911-1912.	
		No.	Tons.	No.	Tons.	No.	Tons.	No.	Tons.	No.	Tons.	No.	Tons.	No.	Tons.	No.	Tons.	No.	Tons.
British	Steam ...	520	946,122	482	994,203	565	1,159,984	634	1,255,627	601	1,302,322	510	937,375	526	1,092,939	598	1,233,830	644	1,278,613
	Sailing...	2	1,038	1	519	1	519
British Indian	Steam ...	83	92,428	78	95,357	87	116,108	92	113,961	96	130,665	78	89,770	75	89,800	90	119,050	98	125,290
Foreign	Steam ...	477	1,284,443	485	1,320,463	479	1,363,341	470	1,347,517	526	1,382,134	451	1,198,537	466	1,257,391	458	1,295,580	404	1,327,311
	Sailing...	1	698	1	698	1	698	1	698	1	698	1	698
Total of Square Rigged Vessels and Steamers ..		1,084	2,323,691	1,046	2,410,721	1,134	2,641,169	1,197	2,717,803	1,223	2,815,121	1,040	2,226,380	1,067	2,440,130	1,143	2,649,677	1,207	2,731,733
Country Crafts ...		1,173	32,735	1,278	35,098	1,119	28,787	974	28,932	1,351	38,162	1,174	33,049	1,241	33,897	1,136	29,964	984	29,400
American	Steam ...	2	741	2	741
Austrian	Steam ...	57	187,126	59	189,649	58	186,475	70	213,665	89	266,272	54	173,918	57	177,464	58	184,560	64	199,542
Belgian	Steam	1	71	1	71
Danish	Steam ..	3	4,174	2	4,053	3	6,689	4	9,479	3	6,381	3	4,174	2	4,053	3	6,689	4	9,479
Dutch	Steam ...	9	11,495	6	8,287	13	28,690	13	18,148	19	15,059	9	11,495	7	12,143	13	28,690	16	25,881
French	Steam ...	130	242,698	138	272,063	115	272,127	102	247,399	91	158,177	128	237,692	136	267,029	110	256,318	103	252,561
German	Steam ...	160	680,655	158	683,885	159	693,772	155	687,602	138	609,903	153	650,926	154	667,908	153	673,738	158	692,238
Italian	Steam ...	90	104,694	89	107,301	97	118,484	99	123,328	101	132,775	80	75,791	77	72,732	86	86,194	89	93,340
Norwegian	Steam ...	4	7,052	6	8,490	3	725	3	4,055	23	3,579	3	4,749	6	4,327	3	725	6	10,429
Russian	Steam ...	12	25,591	12	23,505	12	22,916	13	24,494	9	17,543	12	25,386	12	23,505	12	22,916	13	24,494
Spanish	Steam ...	6	12,843	7	14,609	11	23,698	6	12,512	3	7,238	3	6,261	7	14,609	11	23,698	6	12,512
Swedish	Steam ...	3	6,924	3	6,500	1	2,108	1	2,287	2	4,264	3	6,924	3	6,500	2	4,395	1	2,287
Turkish	Steam ...	1	450	3	2,658	1	414	1	450	3	2,658	1	414
	Sailing .	1	698	1	698	1	698	1	698	1	698	1	698
Other Nations .	Steam	2	4,463	5	7,172	4	4,548	1	2,229
	Sailing	2	4,463	5	7,172	4	4,548

SHIPPING.

YEARS 1908-09 TO 1912-13.

13.

Countries and Ports in British India, at the Port of Aden, in each official year from 1908-09 to 1912-13.

FROM AND TO PORTS IN BRITISH INDIA.																					
1912-1913.		Entered.										Cleared.									
		1908-1909.		1909-1910.		1910-1911.		1911-1912.		1912-1913.		1908-1909.		1909-1910.		1910-1911.		1911-1912.		1912-1913.	
No.	Tons.	No.	Tons.	No.	Tons.	No.	Tons.	No.	Tons.	No.	Tons.	No.	Tons.	No.	Tons.	No.	Tons.	No.	Tons.	No.	Tons.
636	1,339,205	128	419,268	171	522,209	178	532,152	170	535,545	192	593,074	135	426,016	132	437,127	143	447,362	159	510,004	155	505,312
...
100	138,801	41	67,813	42	75,926	49	90,478	57	101,232	56	101,934	44	65,176	46	81,216	49	91,432	51	89,908	51	93,788
513	1,335,538	53	148,193	64	178,623	58	158,590	86	240,308	64	174,927	78	229,510	83	241,695	81	230,971	92	260,514	77	221,523
1	698
1,250	2,864,242	222	635,274	277	776,758	285	781,220	313	877,085	312	869,935	257	720,702	261	760,038	273	769,765	302	860,421	283	820,623
1,365	39,046	6	1,014	8	850	9	945	8	1,375	14	1,962	2	220	4	492	2	241	4	519	2	307
...
91	271,206	31	86,448	39	107,807	38	104,761	41	114,885	43	114,989	34	99,626	41	119,992	39	108,934	47	129,008	41	110,055
...
3	6,381
19	17,313	1	3,856	6	15,074	1	2,456	3	7,341	1	202
91	162,804	7	21,266	6	19,530	5	15,269	11	35,444	17	47,396	8	23,773	8	24,564	11	33,440	10	30,282	17	42,769
138	611,710	1	3,237	5	12,155	1	3,160	11	31,658	24	103,275	9	34,080	9	28,132	7	23,194	8	27,022	24	101,468
92	105,671	13	34,243	12	32,467	13	33,113	14	36,873	15	45,484	23	63,146	24	67,036	24	65,403	24	66,861	24	72,588
14	13,005	1	2,808	3	6,374	7	10,359	1	2,303	1	1,971	16	933
9	17,543	1	2,949
5	12,368	3	7,215	3	6,582	1	2,085
3	6,731	1	2,287	1	2,467
...
1	698
1	2,229
...

SHIPPING.

YEARS 1908-09 TO 1912-13.

No.

Number and Tonnage of Country Crafts distinguishing the Nationality, that entered and cleared, from and

EN

Years and Nationality.	FOREIGN.																			
	Abyssinia Massowah.		Africa Danakil Ports.		Zaila.		Berbera.		Bulhar.		Somali Coast Ports.		Zanzibar and Adjacent Ports.		Arabia, Ports under the Turkish Government in the Red Sea.		Independent Ports in the Gulf of Aden.		Ports in the Territories of the Imam of Muscat.	
	No.	Tons.	No.	Tons.	No.	Tons.	No.	Tons.	No.	Tons.	No.	Tons.	No.	Tons.	No.	Tons.	No.	Tons.	No.	Tons.
1908-09.																				
British Indian	3	107	3	64	62	1,668	52	1,036	32	950	30	602	17	760	1	47
Arab	3	60	83	1,424	25	391	21	1,145	9	170	49	1,401	1	55	315	5,712	123	3,273	4	256
Turkish	1	20	8	201	14	387	4	541	1	8	92	2,605	1	50
Persia
Italian	44	988	2	76	5	114	2	75	78	2,863	20	423	3	74
French	2	173	1	95
Cutch	1	47
Total	4	80	138	2,720	44	918	94	3,641	63	1,281	153	5,222	1	55	458	9,437	145	4,204	5	303
1909-10.																				
British Indian	10	208	4	68	93	2,449	36	792	43	1,127	12	672	12	352	1	50
Arab	106	1,598	13	136	8	285	4	97	66	1,773	4	309	168	3,570	146	3,425	6	60
Turkish	37	815	16	415	9	689	1	10	7	65	242	4,875	4	153
Persia
Italian	52	1,110	5	109	7	168	95	3,287	1	113	8	169	3	116
French	3	278	1	60
Cutch	1	161	1	110
Total	205	3,731	38	728	118	3,752	41	899	211	6,252	5	512	433	9,574	165	4,046	9	280
1910-11.																				
British Indian	1	50	9	251	6	112	65	1,712	61	1,256	10	276	6	342	12	438	1	145
Arab	1	60	109	1,560	18	243	26	751	4	155	23	676	1	50	17	790	126	2,899	3	246
Turkish	4	86	56	1,005	35	855	2	280	3	76	4	122	297	5,743	3	33
Italian	44	807	4	83	7	137	108	3,467	1	113	3	53	3	104
French
Cutch
Total	6	196	218	3,623	63	1,293	100	2,880	63	1,487	145	4,541	2	163	323	6,928	144	3,474	4	391
1911-12.																				
British Indian	2	40	37	915	38	742	8	299	1	24	9	486	2	306
Arab	85	1,482	27	472	22	759	5	207	26	663	17	903	121	2,965	13	267
Turkish	26	496	21	579	6	476	5	78	258	5,088	5	180
Persia	1	63
Italian	17	326	7	155	2	42	1	15	137	4,530	1	49	6	199
French	1	95	2	86	4	383	2	158
Cutch	1	181	2	213
Total	123	2,304	57	1,246	68	2,287	46	1,050	176	5,570	283	6,689	141	3,838	19	944
1912-13.																				
British Indian	6	118	15	348	31	956	29	662	6	108	80	2,138	21	1,447
Arab	3	60	82	1,635	18	372	16	706	13	281	44	1,289	3	216	124	3,885	126	3,182	9	254
Turkish	17	436	9	209	1	30	1	20	447	8,219	2	200
Persia
Italian	24	500	114	4,076	7	285	2	66
French	1	78
Cutch	4	186	1	74
Total	3	60	129	2,689	42	920	48	1,692	42	843	165	5,493	3	216	633	14,791	151	4,895	10	328

SHIPPING.

YEARS 1908-09 TO 1912-13.

14.

to Foreign Ports and Ports in British India, at the Port of Aden in each official year from 1908-09 to 1912-13.

TERED.

										BRITISH INDIA.												
Turkey in Asia (Bussorah).		Perim Island.		Persia.		Returned from Sea.		Total Foreign Countries.		Bombay.		Other Ports.		Malabár Coast.		Total British India.		Ports in the Gulf of Cutch.		Grand Total.		Years and Nationality.
No.	Tons.	No.	Tons.	No.	Tons.	No.	Tons.	No.	Tons.	No.	Tons.	No.	Tons.	No.	Tons.	No.	Tons.	No.	Tons.	No.	Tons.	1903-09.
2	391	1	16	203	5,641	1	138	1	199	2	337	205	5,978	British Indian.
26	3,031	10	125	5	35	15	189	689	17,267	3	619	3	619	1	58	693	17,944	Arab.
3	485	1	15	125	4,312	125	4,312	Turkish.
1	190	1	190	1	190	Persia.
3	368	1	29	151	5,010	151	5,010	Italian.
...	3	268	3	268	French.
...	1	47	1	47	Cutch.
35	4,465	11	141	5	35	17	233	1,173	32,735	1	138	4	818	5	956	1	58	1,179	33,749	Total.
																						1909-10.
4	741	2	44	217	6,503	1	120	1	120	2	110	220	6,733	British Indian.
22	2,628	4	35	4	206	551	14,212	1	154	1	154	1	106	553	14,472	Arab.
7	1,008	1	20	324	8,050	324	8,050	Turkish.
...	Persia.
...	...	1	12	2	50	174	5,134	174	5,134	Italian.
4	404	8	752	1	114	1	114	9	866	French.
...	2	170	4	441	1	161	1	161	1	85	6	687	Cutch.
37	4,781	5	47	11	490	1,278	35,092	1	161	3	388	4	549	4	301	1,286	35,942	Total.
																						1910-11.
3	485	1	12	1	16	176	5,095	3	259	3	259	179	5,354	British Indian.
16	2,081	3	38	9	61	356	9,610	1	78	3	333	4	411	360	10,021	Arab.
4	663	2	17	410	8,880	410	8,880	Turkish.
...	...	2	58	2	69	174	4,891	174	4,891	Italian.
3	311	3	311	1	114	1	114	4	425	French.
...	1	161	1	161	Cutch.
26	3,540	6	108	14	163	1,119	28,787	1	78	7	706	8	784	1	161	1,128	29,732	Total.
																						1911-12.
1	135	1	22	1	265	4	57	104	3,291	3	535	3	535	107	3,826	British Indian.
15	1,788	8	157	6	1,395	3	74	348	11,132	3	474	3	474	351	11,606	Arab.
7	693	2	40	2	36	333	7,673	1	185	1	185	334	7,858	Turkish.
...	1	66	1	66	Persia.
...	...	1	38	2	47	175	5,472	175	5,472	Italian.
3	268	10	904	10	904	French.
...	3	394	1	181	1	181	4	575	Cutch.
26	2,881	12	257	7	1,660	11	214	974	28,932	8	1,375	8	1,375	982	30,307	Total.
																						1912-13.
4	577	5	102	11	303	208	6,664	1	85	2	291	3	376	211	7,040	British Indian.
27	3,391	11	170	1	308	9	216	486	15,965	3	674	3	674	489	16,339	Arab.
5	537	9	128	5	68	496	9,847	496	9,847	Turkish.
...	Persia.
...	5	133	152	5,060	152	5,060	Italian.
3	288	4	366	4	366	French.
...	5	260	2	93	6	819	8	912	13	1,172	Cutch.
30	4,793	25	400	1	303	30	725	1,351	38,162	3	178	11	1,784	14	1,962	1,365	40,124	Total.

SHIPPING.
YEARS 1908-09 TO 1912-13.

No.

Number and Tonnage of Country Crafts distinguishing the Nationality, that entered and cleared, from and

CLEAR

Years and Nationality.	FOREIGN.																			
	Abyssinia Massowah *Suakin.		Africa Danakil Ports.		Zaila.		Berbera.		Bulhar.		Somali Coast Ports.		Zanzibar and Adjacent Ports.		Arabia, Ports under the Turkish Gov- ernment in the Red Sea.		Independent Ports in the Gulf of Aden.		Ports in the Territories of the Imám of Mascat.	
	No.	Tons.	No.	Tons.	No.	Tons.	No.	Tons.	No.	Tons.	No.	Tons.	No.	Tons.	No.	Tons.	No.	Tons.	No.	Tons.
1908-09.																				
British Indian ...	3	59	4	52	2	35	41	1,262	66	1,290	30	866	19	564	12	528	2	325
Arab ...	32	474	98	1,693	23	397	23	1,618	16	240	40	1,605	3	266	316	5,762	119	4,188	33	1,411
Turkish ...	5	97	6	160	15	390	1	102	3	348	79	1,969	4	171
Italian ...	13	243	25	609	1	38	6	144	2	40	67	2,738	23	630	3	96
French	2	173	2	213	1	78	1	95
Cutch
Total ...	53	873	133	2,514	41	860	73	3,299	84	1,570	142	5,770	4	344	443	9,020	138	4,983	35	1,736
1909-10.																				
British Indian ...	6	127	7	163	5	101	53	1,934	86	1,692	39	1,375	9	431	8	300	1	120
Arab ...	20	271	90	1,374	27	339	8	881	11	297	71	2,371	2	145	163	3,089	95	3,471	36	1,230
Turkish ...	24	378	33	721	15	357	2	472	3	30	7	707	201	3,964	7	192	3	90
Italian ...	8	140	30	608	2	34	5	120	96	3,500	23	501	2	72
French	1	76	1	60	2	173	2	209
Cutch	1	110
Persia
Total ...	58	916	160	2,366	49	831	69	3,483	100	2,019	214	8,013	3	255	398	8,158	112	4,035	42	1,649
1910-11.																				
British Indian ...	2	73	12	307	4	59	56	1,700	73	1,414	5	334	13	578	2	340
Arab ...	3	86	92	1,441	16	194	51	2,376	8	205	1	15	1	90	27	849	80	2,644	56	1,967
Turkish ...	81	1,244	36	714	33	850	1	82	238	4,017	8	369	3	407
Italian ...	3	53	32	590	1	28	5	129	112	3,802	15	293	1	38
French	1	61	1	115	3	307
Cutch
Total ...	89	1,456	172	3,052	54	1,131	113	4,287	81	1,619	113	3,817	2	151	285	5,493	103	3,744	64	3,021
1911-12.																				
British Indian ...	1	24	5	62	33	1,340	47	882	4	97	4	209	11	463	5	655
Arab ...	1	20	63	1,233	22	345	19	683	10	270	35	1,322	3	322	40	1,492	74	2,473	65	2,079
Turkish ...	{ *1 63	{ 58 942	} 9	233	12	360	5	403	221	4,635	5	350
Persia ...	*2	30
Italian ...	*1	49	13	258	1	38	2	84	2	86	130	4,287	9	198	3	109	1	10
French	1	95	3	268	1	63	4	383
Cutch	1	181
Total ...	69	1,113	85	1,724	40	805	59	2,510	59	1,238	169	5,706	4	417	278	6,983	94	3,458	75	3,127
1912-13.																				
British Indian	11	213	11	201	15	443	36	754	5	428	90	2,237	23	970	7	997
Arab ...	{ *2 1	{ 53 *58	} 78	1,538	10	204	27	1,908	23	443	37	1,533	3	356	158	4,319	97	3,781	56	1,977
Turkish ...	2	55	5	100	5	121	2	110	1	68	456	8,195	3	267
Persia
Italian	20	406	3	87	108	3,877	18	569	2	81
French	1	115	1	78	1	95	2	173
Cutch	1	74	4	186	1	118
Total ...	5	166	115	2,331	26	526	48	2,663	59	1,197	151	5,906	3	356	727	15,584	126	5,194	66	3,265

SHIPPING.
YEARS 1908-09 TO 1912-13.

14—concluded.

to Foreign Ports and Ports in British India, at the Port of Aden in each official year from 1908-09 to 1912-13.

ED—concluded.

										BRITISH INDIA.												
Turkey in Asia (Bussorah).		Perim Island.		Persia.		Returned from Sea.		Total Foreign Countries.		Bombay.		Other Ports.		Malabar Coast.		Total British India.		Ports in the Gulf of Cutch.		Grand Total.		Years and Nationality.
No.	Tons.	No.	Tons.	No.	Tons.	No.	Tons.	No.	Tons.	No.	Tons.	No.	Tons.	No.	Tons.	No.	Tons.	No.	Tons.	No.	Tons.	1908-09.
...	...	1	11	1	265	181	5,257	1	173	1	173	182	5,430	British Indian.
2	160	8	107	4	491	717	18,412	717	18,412	Arab.
10	637	2	409	125	4,283	125	4,283	Turkish.
...	145	4,538	145	4,538	Italian.
...	6	559	6	559	French.
...	1	47	1	47	1	47	Cutch.
12	797	9	118	7	1,165	1,174	33,049	2	220	2	220	1,176	33,269	Total.
																						1909-10.
...	3	38	217	6,281	217	6,281	British Indian.
3	278	6	76	6	29	538	13,851	538	13,851	Arab.
12	731	1	16	1	90	1	3	310	7,801	310	7,801	Turkish.
...	...	1	16	167	4,991	167	4,991	Italian.
...	1	155	7	673	7	673	French.
...	1	110	1	85	1	85	3	407	5	602	Cutch.
...	1	190	1	190	1	90	Persia.
15	1,059	8	108	3	435	10	70	1,241	33,897	1	85	1	85	3	407	1,245	34,389	Total.
																						1910-11.
...	...	3	59	3	580	5	75	178	5,519	178	5,519	British Indian.
...	...	5	55	3	348	27	192	370	10,462	1	80	371	10,542	Arab.
6	474	3	32	1	165	410	8,354	410	8,354	Turkish.
...	...	2	38	1	20	172	4,991	172	4,991	Italian.
...	1	155	6	638	6	638	French.
...	1	161	1	161	Cutch.
6	474	13	184	8	1,243	33	287	1,136	29,564	2	241	1,138	30,205	Total.
																						1911-12.
...	...	1	22	4	48	115	3,802	2	306	2	306	117	4,108	British Indian.
6	646	7	128	2	286	15	151	363	11,508	363	11,508	Arab.
6	520	3	32	1	2	327	7,516	327	7,516	Turkish.
...	1	66	1	66	1	66	Persia.
...	...	1	16	3	67	166	5,202	166	5,202	Italian.
...	1	135	10	944	10	944	French.
1	181	2	362	2	213	4	575	Cutch.
13	1,356	12	198	4	487	23	238	984	29,400	2	306	2	306	2	213	988	29,919	Total.
																						1912-13.
...	...	2	35	2	530	9	143	211	6,951	2	307	2	307	213	7,258	British Indian.
...	...	8	122	6	844	10	137	516	17,273	516	17,273	Arab.
...	...	1	17	475	8,933	475	8,933	Turkish.
...	Persia.
...	...	1	30	152	5,050	152	5,050	Italian.
...	5	461	5	461	French.
...	6	378	6	378	Cutch.
...	...	12	204	8	1,374	19	250	1,365	39,446	2	367	2	367	1,367	39,813	Total.

IMPORT TRANSHIPMENT
CARGO, 1912-1913.

Names of Articles.	United Kingdom. Pack-ages.	France. Pack-ages.	Austria. Pack-ages.	Italy. Pack-ages.	Germany. Pack-ages.	EUROPE.				Port Suakin Sudar. Pack-ages.	Mozambique. Pack-ages.	Mossawah. Pack-ages.	Berbera, Bulhar, Zaila, Jibuti, &c. Pack-ages.	Zanzibar and Main land. Pack-ages.	SOUTH-EAST AFRICA.	
						Other Coun- tries. Pack-ages.	Egypt. Pack-ages.	Madagascar. Pack-ages.	Reunion. Pack-ages.						British. Pack-ages.	German. Pack-ages.
Animals, Living, Horses
" " Mules
Apparel and Haberdashery	69	5	156	101	1	...	1	...	4	28	43	18	1
Arms and Ammunition ...	90	1	5	1	8	...	7	...
Art, works of ...	38	...	1	1	3	1	...
Books and printed matter	529	...	7	70	2	5	...	4	1	...
Bristles, Brushes, &c.	2	1	7	16	1	1	...
Building materials	43	...	7	16	315
Cabinetware and Furniture	492	...	3	515
Candles, excluding Wax ...	1,119	...	253	146	2	6	...	13
Canes and Rattaus	48	...	2	136
Caoutchouc and manufactures	1
Carriages and Carts	23	...	39	1	121	45	...
Chemical products...	40	4	2	91	18	...	48
Chinese and Japanese Wares	21	...	2	91	3
Clocks and Watches	4	...	63	1,674	100	1	...	3
Coal and patent Fuel	717	20	33	...	3	2
Coffee ...	469	...	33	1
Coir and manufactures	2	...	3
Corals, real ..	1	...	3
Cordage and Rope	1	1	1
Cottons and manufactures	2
Drugs and Medicines	12	...	113	1	...	1
Dyeing and Tanning materials	2,051	11	1,024	12,868	4	...	1	171	649	82	1	...
Earthenware and Porcelain	250	2	21	81	16
Feathers ...	124	6	81	2
Fireworks ...	69	17	2	29
Flax and manufactures	85	...	120
Fodder, Grass, &c.	1,351	1	157	15	2	3
Fruits and Vegetables	20	...	28	1
Animal, Living—Other kinds	6
Glass and Glassware
Grains and Flour ...	140	1	4,744	4,408	2	1	...	1
Gums and Resins ...	8	...	19	5
Hardware and Cutlery	502	...	1,463	75	40	600	...	309	630	...
Hides and Skins, undressed	382	22	15	...	875	9	186	21	...
Horns ...	20	5	1,439	538	1	16	9	...
Instrument	171	18	8	13	6
Ivory	57	2,013	153	246
Jewellery, Plate, &c.	16
Jute and manufactures	16	6	9	9	6
Leather and manufactures	31	3	9	9	4	1	...
Liquors and Wines	1	5
	12	...	148	105	1
	53	...	5	6	151
	6	6
	20	1
	293	235	571	1,971	265	2	10	...	20	...
	653	70	81	624	127

IMPORT TRANSHIPMENT
CARGO, 1912-1913.

Africa—Other Countries.	Mauritius, Malé and Seychelles.	United States of America.	China.	Japan.	Ceylon.	Perim.	Persia.	Straits Settlements.	Hodaida.	Jidda and Kamarau.	ASIA.		INDIA.					Total.
											Other Countries.	Bombay.	Calcutta.	Madras.	Karachi.	Other Ports.		
Packages.	Packages.	Packages.	Packages.	Packages.	Packages.	Packages.	Packages.	Packages.	Packages.	Packages.	Packages.	Packages.	Packages.	Packages.	Packages.	Packages.	Packages.	
...	1	1
...	28
...	...	26	...	8	1	4	8	3	22	16	83	578	
...	2	6	103	
...	1	53	
...	...	3	5	1	538	
...	1	13	
...	...	25	1	5	2	
...	...	1	29	161	
...	837	
...	23	
...	...	13	2	1,652	
...	...	19	...	20	55	...	3	565	
...	283	3	
...	41	21	442	
...	62	
...	208	
...	...	91	...	19	88	
...	...	4	249	
...	...	8	760	100	2	9	
...	...	22	3,419	
...	3	131	8	491	
...	...	102	...	15	184	
...	2	
...	121	
...	3	
6	16,116	...	20	16,461	
...	32	32	
...	...	1	1	
...	1	128	
...	...	9,988	9	164	103	3	3	1	1	
...	...	307	254	16	27,405	
...	2	11	166	1	36	4	7	586	
...	...	2	33	308	4	2	764	
...	152	
...	27	232	
...	...	2	...	260	40	1,391	
...	73	3	536	
...	35	
...	...	3	
...	4	13	16	
...	5	
...	1	
...	51	1,490	
1	...	4	34	1,341	
...	32	34	
...	1	
...	...	4	...	5	7	9,313	
...	...	19	3	...	13	45	
...	36,704	6,365	16,770	
...	1	704	704	
...	44	1,505	
...	...	435	2	5	6	33	36	
23	...	1	33	2,650	
43	2,779	2	204	
...	5,236	
...	3	59	
...	...	82	1	1	7	9	
...	3	2	1	4	
...	62	137	
...	1	35	
...	1	100	
...	62	63	
...	1	16	
...	1	14	
...	70	8	...	10	2,197	2,897	
...	...	2	1	614	614	
...	...	20	3	20	
...	...	50	100	1	20	
...	3,391	
...	1,705	

IMPORT TRANSHIPMENT
CARGO, 1912-1913.

Names of Articles.	United Kingdom. Pack-ages.	France. Pack-ages.	Austria. Pack-ages.	Italy. Pack-ages.	Germany. Pack-ages.	EUROPE.		Egypt. Pack-ages.	Madagascar. Pack-ages.	Reunion. Pack-ages.	Suakin and Port Sudan. Pack-ages.	Mozambique. Pack-ages.	Mosawah. Pack-ages.	Berbera, Bulhar, Zaila, Jibuti, &c. Pack-ages.	Zanzibar and Mainland. Pack-ages.	SOUTH-EAST AFRICA.	
						Other Coun-tries. Pack-ages.	German. Pack-ages.									British. Pack-ages.	German. Pack-ages.
Machinery and Millwork...	66	...	5	85	1	2	...
Matches ...	28	...	451	247	701
Mats and Matting...	74	...	10	...	2	1
Manure—Animal Bones	928
Metals ...	10,001	208	3,180	210	...	82	...	8	15	125	15	1	...	9
Oils ...	62	1	4	59	9
Oil Cloth ...	90	12	405	23	...
Paints and Colours ...	2	...	100
Paper and Pasteboard ...	79	309	...	2
Perfumery ...	889
Plants, living ...	260	...	991	1,121
Pitch, Tar and Dammer ...	194	...	3	8	...	25	3
Printing and Lithographing Materials.	5	4
Provisions	10
Railway Plant & Rolling Stock
Salt ...	2,475	68	156	2,303	14	85	8,646	93	85	21	...
Seeds ...	568	2	14	1
Shells ...	10
Ships, and parts of ...	8
Silk and manufactures ...	3	...	236	15	8	1,647	...	1,400
Soap ...	3	1	7,757	...	38
Spices ...	3	75
Stationery ...	1
Sticks and Whips ...	3
Specimens Illustrative of Natural Science.	3
Stone and Marble ...	1
Sugar and Confectionery...	6	3	93
Tallow ...	260	...	19,479	52
Tea ...	5	...	277
Telegraph materials ...	10	4
Toys ...	421	...	330	40	2
Umbrellas ...	200
Wax ...	9	3	137	4
Wood ...	38	1
Wool and manufactures ...	3
Articles by post
All other articles ...	2
Gold Bullion ...	63	1	235	86	2	2	19	12	21	8	...
Coins ...	478
Silver Bullion ...	251	...	2
Coins ...	1,492
Copper Coins ...	31,703	...	275	2
Total ...	971	...	7	171
	21,724	1,306	38,392	29,360	1,101	109	85	104	17	142	...	12,215	2,925	15,329	1,099	27	
	40,809	118	541	626	129	...	29	91	43	4,007	

15—concluded.

IMPORT TRANSHIPMENT
CARGO, 1912-1913.

Africa—Other Coun-tries.	Mauritius, Mahé and Seychelles.	United States of America.	China.	Japan.	Ceylon.	Perin.	Persia.	Straits Settlements.	Hodaida.	Jidda and Kamaran.	ASIA.		INDIA.					Total.
											Other Coun-tries.	Bombay.	Calcutta.	Madras.	Karachi.	Other Ports.		
Pack-ages.	Pack-ages.	Pack-ages.	Pack-ages.	Pack-ages.	Pack-ages.	Pack-ages.	Pack-ages.	Pack-ages.	Pack-ages.	Pack-ages.	Pack-ages.	Pack-ages.	Pack-ages.	Pack-ages.	Pack-ages.	Pack-ages.	Pack-ages.	
...	...	65	22	1	247	
...	28	
...	92	21	48	1,473	
...	10	
...	164	
...	...	2	8	13	8	328	...	6	244	58	928	
...	4	14,521	
...	...	34,246	14	80	
...	10	603	
...	9	6	34,358	
...	1	2	1	
...	2	405	
...	8	1	889	
...	2,376	
...	197	
...	47	
...	1	
...	18	
...	
...	2	
...	4	29	...	16	2	22	77	1,290	1,087	27	16,509	
...	2,000	2,585	
...	...	6	10	
...	35	15	14	
...	42	3	3,401	
...	3	
...	...	1	15	7,796	
...	...	1	5	67	90	
...	5	
...	...	22	3	56	1	161	
...	31	
...	45	66	16	...	85	1,195	
...	...	6	781	14	5,083	
...	...	5	1	...	1	100	
...	105	
...	...	1	21	
...	1	17	
...	2	58	
...	7	1	7	
...	...	16	950	125	
...	870	210	21,837	
...	660	942	
...	14	
...	1	25	72	22	1,022	3,650	5,568	
...	1,275	1,275	
...	...	2	...	2	3	8	200	
...	2	5	2	8	
...	2	1	167	
...	38	
...	7	
...	...	6	...	17	353	
...	...	2	...	4	1	...	36	3	10,271	
...	34	1	3,481	
...	102	
...	16	
...	...	42	1	14	1	37	8	
...	52	5	1,392	
...	565	1,044	
...	6	
...	5	112	...	119	370	
...	1	14	...	133	119	
...	1,646	
...	274	31,977	
...	8	285	
...	578	
...	171	
3)	4	11,043	1,024	986	160	...	1	155	2,463	215	1,4 0	42,410	12,703	5	223,919	
43		34,668				8			2	14	2,043	1,433	3,267				87,991	

EXPORT TRANSHIPMENT
CARGO, 1912-1913.

Names of Articles.	United Kingdom.	France.	Austria.	Italy.	Germany.	EUROPE.		Madagascar.	Réunion.	Mozambique.	Suakin and Port Sudan.	Massowah.	Berbera, Bulhar, Zeila, Jibuti, &c.	Zanzibar and Mainland.	SOUTH EAST AFRICA.	
	Pack-ages.					Other Coun-tries.	Pack-ages.								British.	German.
Animals, Living—Horses
" " —Mules	1	13	...	15
" " —Other kinds ...	1
Apparel and Haberdashery ...	43	5	11	55	112	30	124	37
Arms and Ammunition ...	2	1	12	5	1	6	2
Art, works of ...	8	62	1	1	...
Books and printed matter ...	4	1	2	1	1	3	1
Bristles, Brushes, &c. ...	1	1	1	...
Building materials ...	344	9	8
Cabinetware and Furniture ..	6	2	...	18	3	176	38	88	134	60
Candles, excluding Wax	207	76	50	1
Canes and Rattans
Caoutchouc and manufactures ...	137	6	...	23	10	...	1	1	...	3	...
Carriages and Carts ...	47	1	...	1	87	28	2	93	19
Chemical products ...	2	3	...	718	195	8	6	571
Chinese and Japanese Wares ...	1	3	...	23	7	28	...	25	42	38
Clocks and Watches	1	1	71	25	24
Coal and Patent Fuel	1	1
Coffee ...	558	7,554	611	85	103	113	1,074	129	1	9
Coir, and manufactures	32
Coral's, real	1	...
Cordage and Rope ...	1	95	10	...	1	...
Cottons and manufactures ...	73	10	2	15	10	18	17	365	6,890	5,636	624	11,347	875
Drugs and Medicines... ..	151	6	165	...	4	...	3	28	52	23	317	3
Dyeing and Tanning materials	1	81	...	1	...
Earthenware and Porcelain... ..	40	1	...	55	1	86	10	32	71	74
Feathers ...	3	28
Fireworks ...	1	13	2	1
Flax and manufactures	1
Fodder, Grass, &c.	3	1,436	51
Fruits and Vegetables ...	343	219	...	1	580	32	4
Glass and Glassware... ..	32	5	539	...	509	189	186	1,045	1,452
Grains and Flour ...	13	600	300	...	1	...	100	...	1,575	7,564	1,998	267	3,093	19
Gums and Resins ...	135	352	...	523	2	...	23	2
Hardware and Cutlery ...	14	1	2	19	3	6	813	69	83	1,166	367
Hides and Skins, undressed... ..	5	1	6	18	...	11	2
Horns ...	120	516	404	205	991	415	20	13
Instruments ...	16	43
Ivory ...	4	2	10	7	...	94	1
Jewellery, Plate, &c. ...	4	4	...	1	...
Jute and manufactures ...	1	9	...	1	6
Leather and manufactures ...	68	1	3	...	1	...
Liquors and Wines ...	1	1
	100	39	...	54	32	1,600	1,170	46	170	107
											10	432	590	53	51	

EXPORT TRANSHIPMENT
CARGO, 1912-1913.

Africa—Other Coun-tries.	Mauritius, Mahé and Seychelles.	United States of America.	China.	Japan.	Ceylon.	Perin.	Persia.	Straits Settlements.	Hodaida.	Jidda and Kamaran.	ASIA.		INDIA.					Total.
											Other Coun-tries.	Bombay.	Calcutta.	Madras.	Karachi.	Other Ports		
Pack-ages.	Pack-ages.	Pack-ages.	Pack-ages.	Pack-ages.	Pack-ages.	Pack-ages.	Pack-ages.	Pack-ages.	Pack-ages.	Pack-ages.	Pack-ages.	Pack-ages.	Pack-ages.	Pack-ages.	Pack-ages.	Pack-ages.	Pack-ages.	
...	1
...	23
...	1
74	14	...	18	29	5	7	6	3	573	
...	1	4	87	103	
...	8	436	1	73	
...	22	538	
2	18	3	...	1	2	13	
6	2	2	
...	2	161	
...	492	837	
...	3	23	
...	1,652	
16	9	...	13	2	565	
10	99	3	
...	62	442	
...	62	
27	208	
1	11	5	...	40	88	
...	2	249	
...	50	...	9	760	9	
4	22	...	10	3	...	469	3,449	
...	2	491	
...	1	184	
...	2	
...	121	
...	3	
...	...	6,164	1	62	16,461	
...	32	
...	1	
...	20	1	128	
895	310	274	16	28	1	
77	41	219	...	224	27,405	
1	20	22	...	69	586	
...	168	30	...	1,351	764	
5	6	152	
...	232	
...	1,391	
...	516	
...	35	
...	16	
...	4	5	
...	1	1	
...	1,480	
...	128	34	1,341	
4,313	2	97	76	...	2	34	
547	1,791	5	...	8	9,313	
...	5	70	28,267	4	347	1	31	45	
9	2	23	...	1	40	25	20	46,770	
84	2	839	60	2	...	43	704	
...	2	19	1,515	
...	3	36	
5	7	1	...	5	2,650	
...	3	12	29	204	
...	10	5,236	
...	3	...	8	59	
...	9	
...	4	
...	137	
...	25	
...	100	
...	10	08	
...	3	16	
...	14	
...	2,807	
...	614	
...	20	
131	20	18	...	2	21	20	
...	1	463	20	
...	3,311	
...	1,705	

EXPORT TRANSHIPMENT
CARGO, 1912-1913.

Names of Articles.	EUROPE.															SOUTH EAST AFRICA.	
	United Kingdom.	France.	Austria.	Italy.	Germany.	Other Coun-tries.	Egypt.	Madagascar.	Réunion.	Mozambique.	Port Suakin and Sudan.	Massowah.	Berbera, Bulhar, Zeila, Jibuti, &c.	Zanzibar and Main-land.	British.	German.	
	Pack-ages.	Pack-ages.	Pack-ages.	Pack-ages.	Pack-ages.	Pack-ages.	Pack-ages.	Pack-ages.	Pack-ages.	Pack-ages.	Pack-ages.	Pack-ages.	Pack-ages.	Pack-ages.	Pack-ages.	Pack-ages.	
Machinery and Millwork	1	2	22	...	89	3	...	45	43	
Matches	11	2	...	
Mats and Matting	1	6	1	2	21	67	62	4	
Manure—Animal Bones	
Metals	4	...	16	593	3	8,084	1,833	185	1,479	870	
Oils	2	5	453	19	20	3	1	
Oil Cloth	500	13,310	...	24	52	
Paints and Colours	78	12	12	
Paper and Pasteboard	2	224	54	2	128	54	
Perfumery	27	1	4	
Plants Living	6	1	9	...	1	...	
Pitch, Tar and Dammer	
Printing and Lithographing works.	1	1	
Provisions	3	150	8,353	...	1	117	1,477	2,141	367	693	169	
Railway Plant and Rolling Stock ...	63	
Salt	1	7	...	6	
Seeds	1,609	848	...	500	90	203	1	...	91	20	
Shells	38	6,652	888	
Ships, and parts of	15	...	75	1	1	1	...	1	...	
Silk and manufactures	8	4	29	43	37	8	
Soap	116	285	5	12	7	16	
Spices	399	2	55	30	399	...	85	150	26	
Stationery	1	100	2	42	8	12	13	1	
Sticks and Whips	1	1	1	...	11	1	
Specimens Illustrative of Natural Science.	19	13	2	15	1	1	2	...	
Stone and Marble	7	98	2	7	...	5	...	
Sugar and Confectionery	8	12,252	287	1,055	2,474	56	
Tallow...	277	...	355	310	...	
Tea	5	765	116	133	866	2,577	25	
Telegraph materials...	200	
Toys	8	3	1	...	2	6	6	3	19	122	2	
Umbrellas	1	3	2	
Wax	21	332	
Wood	60	7	4	27	14	
Wool and manufactures	21	17	6	18	1	
Articles by Post	
All other articles	13	13	...	1	...	5	9	7	16	836	73	129	107	46	
Gold Bullion	566	1	6	1	
Coins	119	1	4	...	
Silver Bullion	133	
Coins	274	1	...	
Copper coins... ..	171	65	208	
	7	7	
Total	5,182	16,334	1,015	2,018	11,140	535	1,974	30	157	1,306	3,767	44,886	17,174	4,615	29,507	5,220	
	2,000		75	43	4		191				10	1,294	14,448	1,068	2,630	59	

16—concluded.

EXPORT TRANSHIPMENT
CARGO, 1912-1913.


Africa—Other Countries.	Mauritius, Malé and Seychelles.	United States of America.	China.	Japan.	Ceylon.	Perim.	Persia.	Straits Settlements.	Hodaida.	Jidda and Kamaran.	ASIA.		INDIA.					Total.
											Other Countries.	Bombay.	Calcutta.	Madras.	Karachi.	Other Ports.		
Packages.	Packages.	Packages.	Packages.	Packages.	Packages.	Packages.	Packages.	Packages.	Packages.	Packages.	Packages.	Packages.	Packages.	Packages.	Packages.	Packages.	Packages.	
...	1	1	40	247	
...	593	811	43	28	
...	10	1,473	
...	10	
...	164	
...	928	928	
24	915	110	54	351	14,521	
9	12	11	58	59	80	
3,100	60	5,088	...	12,248	603	
...	34,358	
...	284	...	17	405	
3	1,911	884	889	
...	9	54	2,376	
...	6	157	
...	1	47	
...	1	
...	18	
...	
...	2	
17	242	524	847	1,299	99	16,509	
...	2,000	389	2,585	
...	10	10	
...	14	
17	...	1	13	...	8	3,401	
...	...	216	3	3	
...	2	7,796	
...	1	...	90	
5	1	25	1	...	5	
1	614	139	...	31	3	
...	374	50	135	194	295	...	2,009	161	
...	26	31	
...	6	1,195	
...	
...	3	2	
2	3	58	
52	3,653	2,006	2	...	7	
...	10	125	
23	2	16	1,068	2	21,837	
...	942	
...	14	
...	
...	5,568	
...	1,275	
...	3	201	
...	8	
...	1	...	37	167	
...	38	
...	7	
...	353	
47	2,106	8,006	10,271	
1	3,475	37	1	6	3,481	
...	15	102	
...	16	
...	
52	43	13	23	3	1	...	2	...	1,392	
...	476	1,044	
...	6	
...	2	246	1	370	
...	14	116	119	
...	1,499	1,646	
...	
...	10	31,702	31,977	
...	2	285	
...	971	978	
...	171	
6,450	13	7,220	640	85	43	23	...	50	14,046	42,337	2,840	2,332	2,687	4	9	80	223,919	
3,110	10	20	...	60	22	50	7,101	3,484	12,698	39,754	87,991	

Note.—Ordinary type figures denote Transshipment Cargo landed and shipped from Private Wharves. Block type figures denote Transshipment of Cargo in the Stream.





THE LIBRARY OF THE
NOV 18 1943





COMMERCIAL INTELLIGENCE DEPARTMENT, INDIA.

DEPARTMENTAL PUBLICATIONS

[Statistical Publications obtainable from the Superintendent, Government Printing, India, Calcutta. Remittances should be made by postal or money order and should include forwarding charges, as indicated in brackets opposite each publication.]

ANNUAL

- 1. Review of the Trade of India for 1912-13—As. 8 (2a.)
2. Accounts relating to the Sea-borne Trade and Navigation of British India for the Calendar year 1912—As. 8 (2a.)
3. Annual Statement of the Foreign Sea-borne Trade and Navigation of British India for 1912-13—As. 8 (2a.)
...
24. Variations in Indian Price Levels from 1861 to 1912 expressed in Index numbers—As. 12 (3a.)

QUARTERLY

- 25. Accounts relating to the Trade carried by Rail and River in India in the quarter ending June 1913—As. 8 (2a.)

MONTHLY

- 26. Accounts of the Foreign Sea-borne Trade and Navigation of British India for January 1914—As. 8 (2a.)
27. Accounts relating to the Trade by Land of British India with Foreign Countries for the eight months April to December 1913—As. 8 (2a.)
28. Statistics of Cotton Spinning and Weaving in the Indian Cotton Mills in November 1913—As. 2 (1a.)

WEEKLY

Indian Trade Journal—Annual inland subscription—R12 (R1); foreign—R18; single copy—As. 4.

MISCELLANEOUS

- 1. Notes on Sugar in India, (1911, 3rd edition)—R1-12 (2a.)
2. Indian Cotton seed: Its Industrial Possibilities—As. 12 (2a.)
3. Indian Wheat and Grain Elevators (1913, 2nd edition)—R1-4 (3a, 6p.)
4. Catalogue of Indian Manufactures (1911)—As. 4 (2a.)
5. Memorandum on the development of the Sea-borne Trade of India in selected articles in ten years ending 1911-12. (Supplement to the Indian Trade Journal, dated the 14th August 1913.)
6. Burma Rice (1912)—As. 8.

[NOTE—Those marked with an asterisk (*) to be obtained from the officer in charge Bengal Secretariat Book Depot]

Agents for the Sale of Books published by the Superintendent of Government Printing, India, Calcutta.

IN THE UNITED KINGDOM

- Constable & Co., 10, Orange Street, Leicester Square, London, W.C.
Kegan Paul, Trench, Trubner & Co., 68-74, Carter Lane, London, E.C.
Bernard Quaritch, 11, Grafton Street, New Bond Street, London, W.
P. S. King & Son, 2 and 4, Great Smith Street, Westminster, London, S.W.
Oliver and Boyd, Tweeddale Court, Edinburgh.
E. Ponsoby, Ltd., 116, Grafton Street, Dublin.
T. Fisher Unwin, 1, Adelphi Terrace, London, W.C.
H. S. King & Co., 65, Cornhill, and 9, Pall Mall, London.
Grindlay & Co., 54, Parliament Street, London, S.W.
W. Thacker & Co., 2, Creed Lane, London, E.C.
B. H. Blackwell, 50 and 51, Broad Street, Oxford.
Deighton, Bell & Co., Cambridge.
Luzac & Co., 46, Great Russell Street, London, W.C.

ON THE CONTINENT

- R. Friedlander & Sohn, Berlin, W.N., Carlstrasse, 11.
Otto Harrassowitz, Leipzig, Germany.
Karl W. Hiersemann, Leipzig, Germany.
Ernest Leroux, 28, Rue Bonaparte, Paris, France.
Martinus Nijhoff, The Hague, Holland.

IN INDIA AND CEYLON

- Thacker Spink & Co., Calcutta and Simla.
Newman & Co., Calcutta.
R. Cambay & Co., Calcutta.
S. K. Lahiri & Co., Calcutta.
B. Banerjee & Co., Calcutta.
Rai M. C. Sircar Bahadur & Sons, 75, Harrison Road, Calcutta.
The Calcutta School Book and Useful Literature Society, 309, Bowbazar Street, Calcutta.
Butterworth & Co., (India), Ltd., Calcutta.
The Weldon Library, 18-5, Chowringhee, Calcutta.
Rai Sahib M. Gulab Singh and Sons, Calcutta.
Lahore and Calcutta.
Higginbotham & Co., Madras.
V. Kalyanarama Iyer & Co., Madras.
G. A. Natesau & Co., Madras.
S. Murthy & Co., Madras.
Thompson & Co., Madras.
Cambridge & Co., Madras.
Temple & Co., Madras.
P. R. Rama Iyer & Co., Madras.
Thacker & Co., Ltd., Bombay.
A. J. Combridge & Co., Bombay.
D. B. Taraporevala, Sons & Co., Bombay.
Radhabai Atmaram Sagoon, Bombay.
Sunder Pandurang, Bombay.
Gopal Narayan & Co., Bombay.
Ran Chandra Govind & Son, Bombay.
N. B. Mathur, Superintendent, Nazair Kanun Hind Press, Allahabad.
A. Chaud & Co., Lahore, Punjab.
Superintendent, American Baptist Mission Press, Rangoon.
A. M. and J. Ferguson, Colombo, Ceylon.
Babu S. C. Talukdar, Proprietor, Students & Co., Cooch Behar.